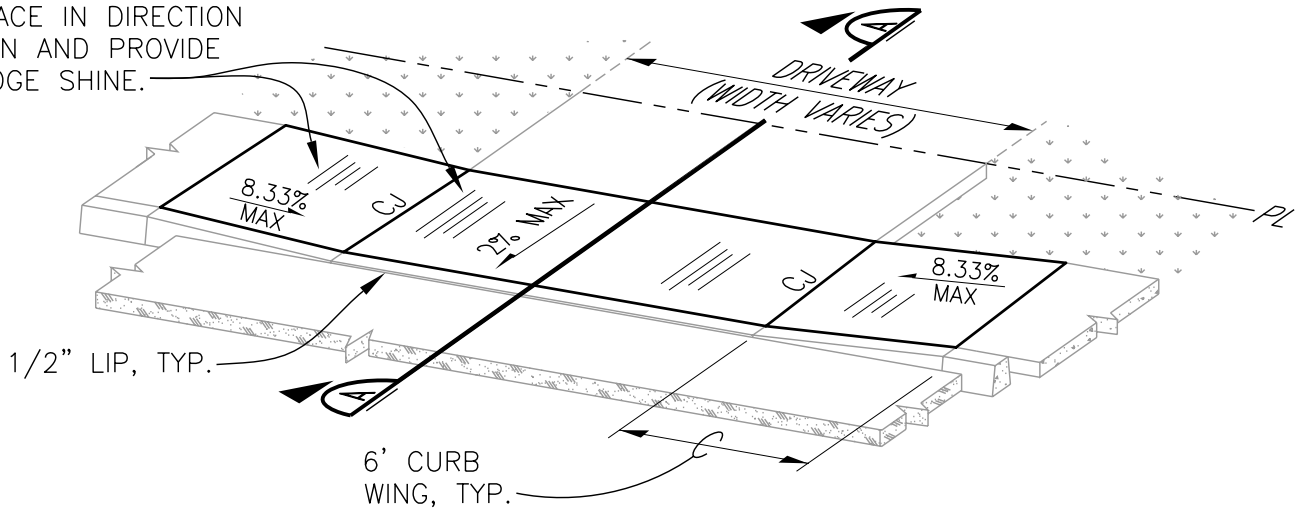
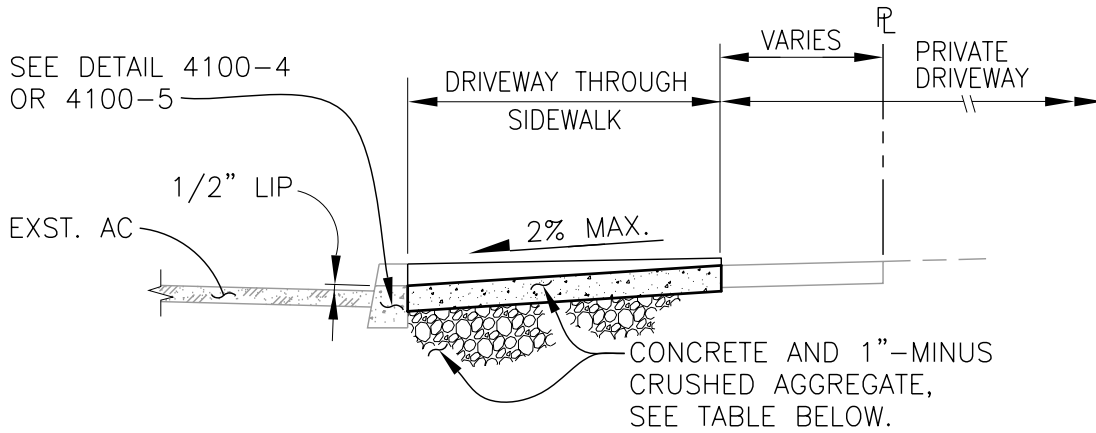


BROOM FINISH  
SURFACE IN DIRECTION  
SHOWN AND PROVIDE  
3" EDGE SHINE.



### CURB SIDE SIDEWALK




### SECTION A

CONCRETE/AGGREGATE BASE  
THICKNESS AND REINFORCEMENT.

USE	CONC.	1"–MINUS CRUSHED AGGREGATE	REBAR
SINGLE FAMILY RESIDENTIAL	6"	4"	NONE
ALL OTHER	8"	6"	No.4 @ 12"O.C. EACH WAY

#### NOTES:

1. REFERENCE TECHNICAL SPEC. SECTION 4150.
2. PLACE CONSTRUCTION JOINTS AT 5' INTERVALS 1/3 THICKNESS.
3. MATERIAL – 3500 PSI CONCRETE AT 28 DAYS.



## CURBSIDE SIDEWALK AT DRIVEWAY

REV: DEC. 2007

SCALE: NTS

DET No.

**4150-3**