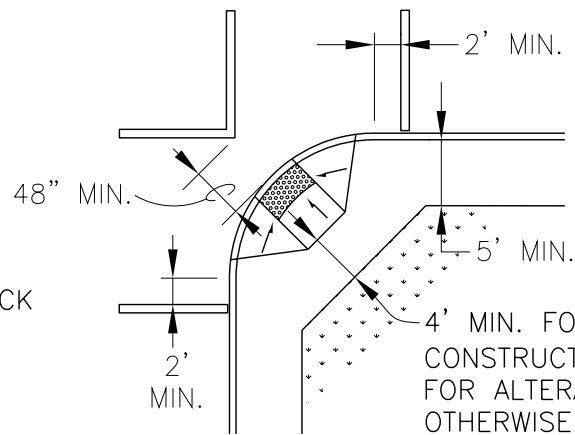
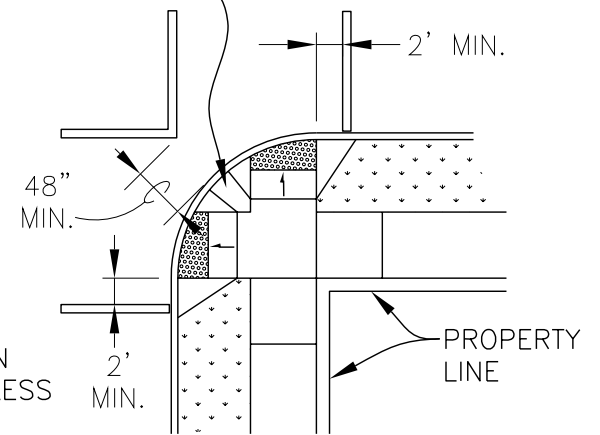


OPTION A



OPTION B

IF LESS THAN 24" WIDE, CONSTRUCT CONCRETE SLAB




PROPERTYLINE SIDEWALKS

CURBLINE SIDEWALKS

NOTES:

1. REFERENCE TECHNICAL SPEC. SECTION 4150.
2. SEE DETAILS 4150-5 & 4150-6 FOR ADA RAMPS.



ADA RAMP LOCATIONS

REV: DEC. 2007

SCALE: NTS

DET No.

4150-7