

PROCLAMATION

DESIGNATION OF APRIL AS PARKINSON'S AWARENESS MONTH

WHEREAS, Parkinson's disease is a chronic, progressive neurological disease and is the second most common neurodegenerative disease in the United States; and

WHEREAS, The Michael J. Fox Foundation for Parkinson's Research is dedicated to finding a cure for Parkinson's disease through an aggressively funded research agenda and to ensuring the development of improved therapies for those living with Parkinson's today; and

WHEREAS, an estimated more than one million people in the United States are currently living with Parkinson's disease, with an additional 90,000 individuals diagnosed annually; and

WHEREAS, it is estimated that Parkinson's disease has a national economic burden of approximately \$52 billion per year, with that cost estimated to rise to over \$80 billion by 2037; and

WHEREAS, there is no known cure for Parkinson's disease and available treatments are limited in their ability to address patients' medical needs and remain effective over time; and

WHEREAS, the City of Woodburn recognizes the efforts of The Michael J. Fox Foundation for Parkinson's Research as it leverages its core values of optimism, urgency, resourcefulness, collaboration, accountability, and persistence in problem-solving to work on behalf of the more than six million people worldwide living with Parkinson's; and

WHEREAS, increased research, education and community support services are needed to find more effective treatments and to provide access to quality care to those living with the disease today;

NOW, THEREFORE, be it proclaimed by the City of Woodburn the month of April 2024 as PARKINSON'S AWARENES MONTH.

IN WITNESS WHEREOF, I have hereunto set my hand and caused the seal of the City of Woodburn to be affixed this 25 day of March 2024.

Frank Lonergan, Mayor
City of Woodburn

PROCLAMATION

CHILD ABUSE PREVENTION MONTH

WHEREAS, every child deserves to live in a safe, loving, and caring family environment; and

WHEREAS, in 2022, there were 10,711 reported victims of child abuse and neglect in Oregon, of which 1,098 were victims in Marion County; and

WHEREAS, we stand together as individuals, organizations, and government agencies to commit to preventing child abuse in our county, by raising awareness throughout the community and by educating and supporting caregivers; and

WHEREAS, we assert that strong families and safe, stable, and nurturing environments free from violence, abuse, and neglect are essential for children's optimal growth and success, which ensures secure future for our communities, where the needs of children are a priority, and the needs of families are met; and

WHEREAS, the City of Woodburn has arranged for the overpass lights to shine blue during the first week in April to bring attention and awareness to the issue of child abuse and neglect in our communities.

NOW, THEREFORE, I, Frank J. Lonergan, Mayor of the City of Woodburn ask everyone to join together in protecting our children, and do hereby proclaim April 2024, as

“CHILD ABUSE PREVENTION MONTH”

IN WITNESS WHEREOF, I have hereunto set my hand and caused the seal of the City of Woodburn to be affixed this 25th day of March 2024.

Frank J. Lonergan, Mayor
City of Woodburn



Bond Expenditure Update

&

Proposed Levy Renewal

Prepared for Woodburn City Council March 25, 2024


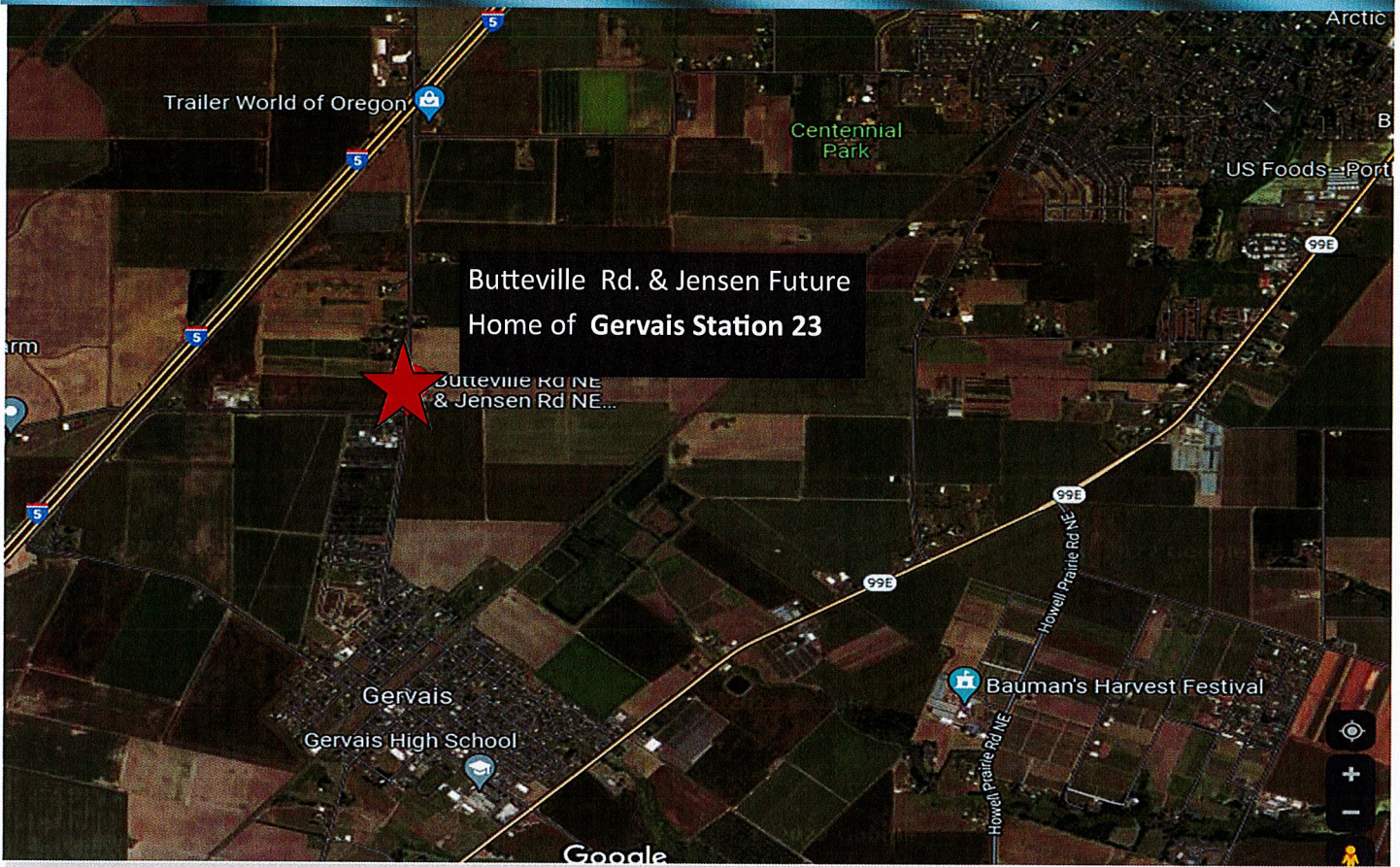


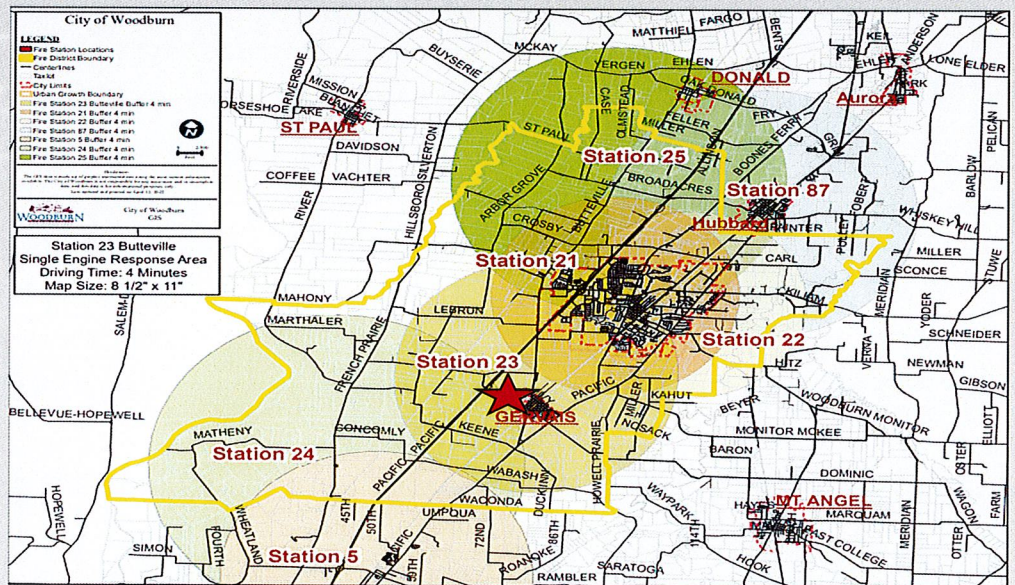
Table of Contents

New Station 23 Location and Funding	3
Station 23 Emergency Response Routes	4
(ISO) Insurance Ratings Improvement	5
Fire Station 23 Floor Plan	6
Station 23 Architectural Rendering & Site Plan	7
Local & Regional Disaster Preparedness	8
Main Fire Station Improvements	9
New Fire District Emergency Vehicles	10
Fire District Tax Comparisons & Levy Renewal Request	11
Operating Levy Renewal Key Facts	12
Fire District Overview	13
Woodburn Career Firefighters	14
Volunteer Emergency Response & Preparedness	15
Community Emergency Response Team (CERT)	16

New Station 23 Location & Funding



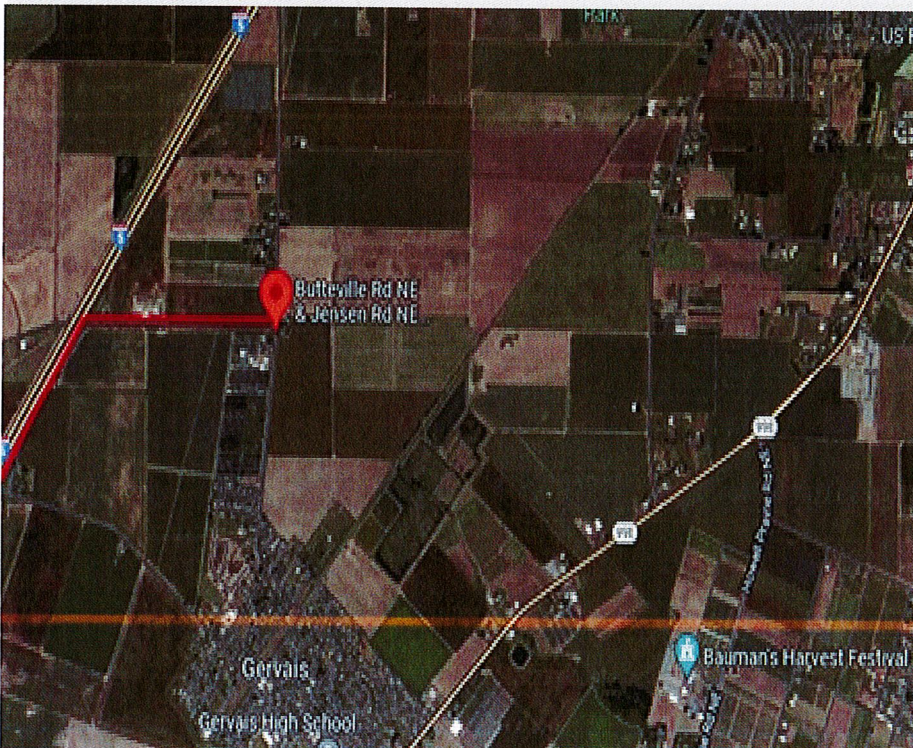
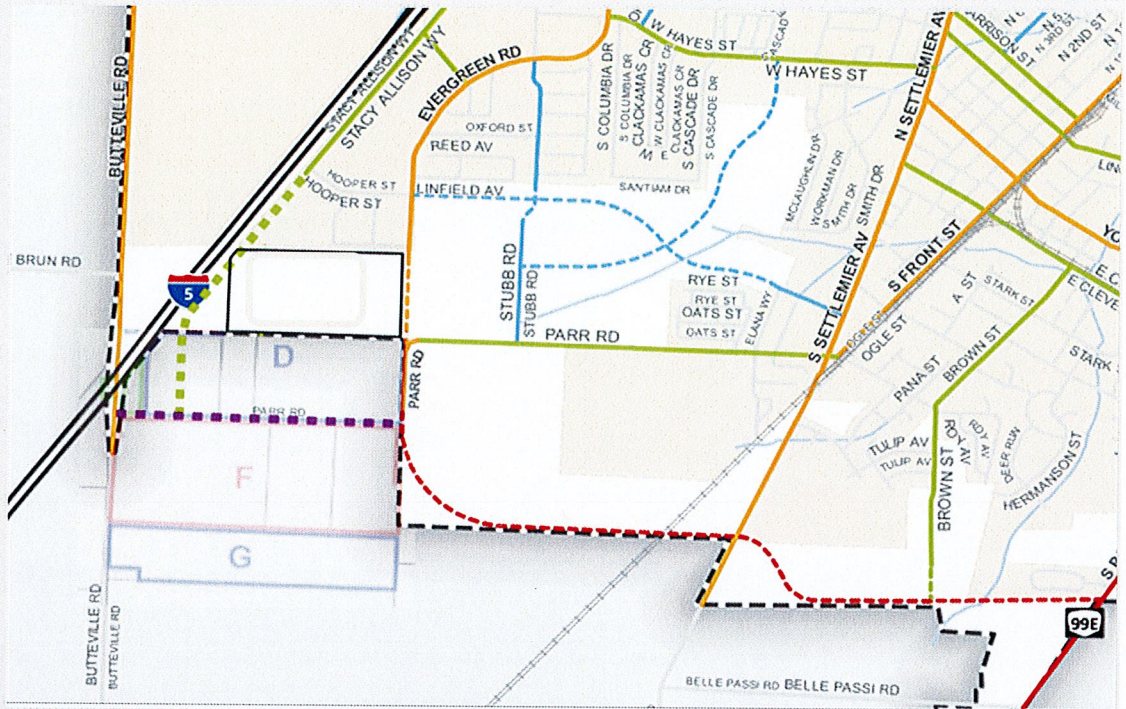
In 2021, voters approved a general obligation bond for equipment and facilities improvement. \$6.1 million has been budgeted for the establishment of new fire station #23 near the community of Gervais. Pre-construction work has started at the site with the main construction scheduled to begin in July of 2024. The new station is well positioned to serve future growth in the south and west areas of Woodburn and the community of Gervais for decades to come.



4 Minute Station Response Areas With New Station

Station 23 Emergency Response Routes

Emergency Response Routes North & East—An important factor in the placement of the new station is access to emergency response routes for quick access to all parts of the fire district. In addition to Butteville Rd. that provides good access to west Woodburn and the northwest areas of Marion County, the fire station property is near a planned new traffic collector that will run along the southern edge of Woodburn’s urban growth boundary. The new traffic collector, that will intersect with Butteville Road just north of the new fire station site, will connect with OR 99E and allow good access to the east and south areas of Woodburn and rapid response to mutual-aid fire districts to the north and east.



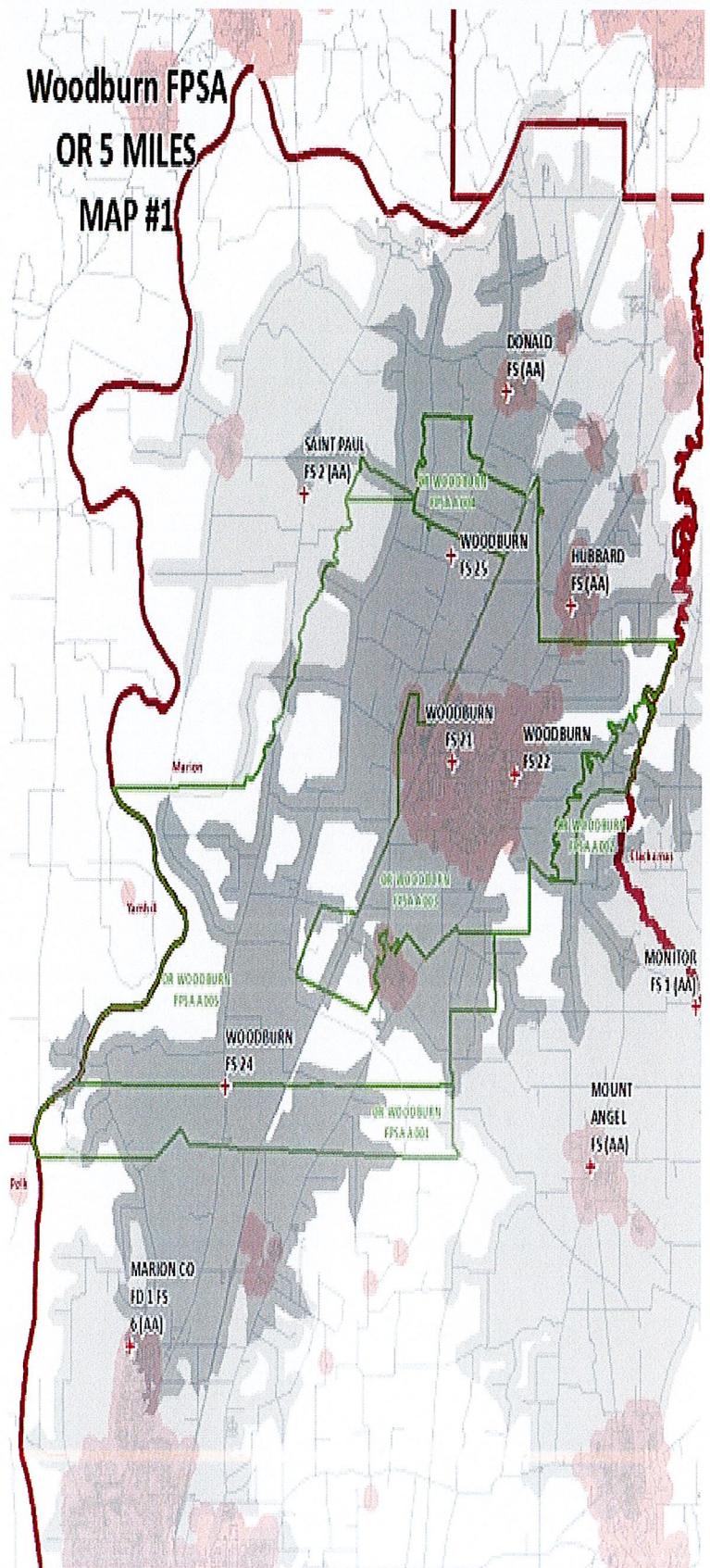
Emergency Response Routes South & West

The new station location also allows quick access to the SW corner of the fire district via Jensen Road connection to St. Louis Road at the St. Louis free-way overpass.

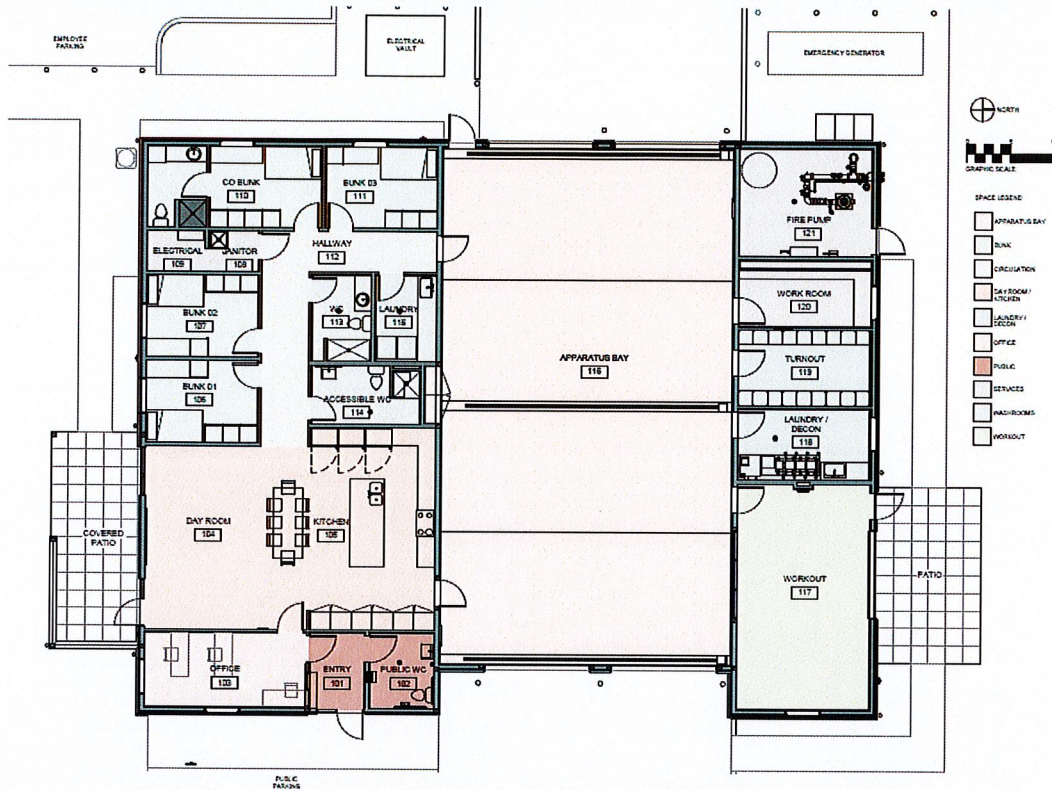
Insurance Service Organization (ISO) Fire District Rating Improvement 2025

This map developed by the Insurance Services Office (ISO) shows (5) mile driving distances from existing fire stations. The goal is to have all dark gray areas indicating (5) miles driving distance. The white area around the city of Gervais indicates a currently underserved area of the fire district. Property insurance companies use the ISO maps and rating of fire agencies to establish insurance premiums for property owners.

ISO also rates all 27,181 fire agencies in the US on a 1-10 scale with one being the best. Woodburn Fire currently has an ISO rating of "3". There are many factors that go into the rating calculation including distance from a fire station, access to a training center, fire district training documents and more. With the addition of Station 23, more than 90 percent of the fire district will be within (5) miles of a fire station and the ISO rating is expected to improve to a "2". This is expected to save property owners about 5% in annual insurance premiums which equates to about \$20 per year on a \$400 policy. While this is a modest savings, it does represent nearly half of the tax levied for a home at the average assessed value of homes in the Woodburn Fire District.



Fire Station 23 Floor Plan



WOODBURN FIRE DISTRICT STATION 23 : MATERIALS FINISH PALETTE | 02.21.24
ARCHITECTURAL FLOOR PLAN

ARCHITECTURE
ORANGE WALL STUDIOS
PLANNING
PAGE 2

Apparatus Bay—The new fire station will have a double deep double wide apparatus bay that will accommodate a full compliment of fire apparatus including an engine, water tender, and brush unit. All of the apparatus needed for the station are either currently included in the Woodburn Fire District fleet or is currently being added with available bond funds.

Living Quarters—The station includes a small kitchen, living room and sleeping quarters for up to (4) firefighters. The station will be initially staffed by (3) student resident volunteer firefighters. The extra room will be used by out-of-district volunteer firefighters that occasionally pull duty shifts at fire district stations. This station will eventually become staffed by career firefighters as the population of the area grows over the coming decade. Depending on the rate of growth, the fire district is estimating that adequate funding will be available to begin career firefighter staffing in 5-10 years.

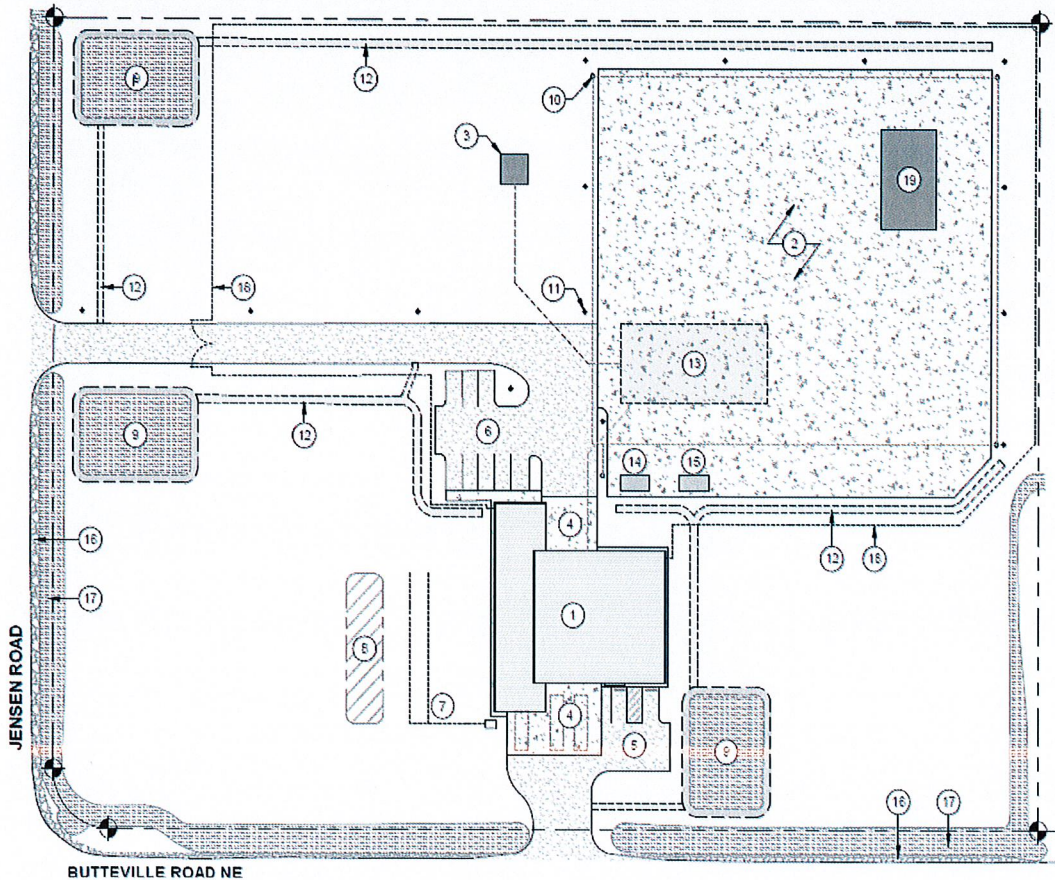
Station 23 Architectural Rendering & Site Plan



WOODBURN FIRE DISTRICT STATION 23 : MATERIALS FINISH PALETTE | 02.21.24
EAST EXTERIOR VIEW

ARCHITECTURE
ORANGEWALLstudios
PLANNING


PAGE 3



KEYNOTES - SITE PLAN

- 1 PROPOSED NEW FIRE STATION BUILDING WITH CERT WING
- 2 200'x200' CONCRETE TRAINING PAD WITH SITE LIGHTING AT PERIMETER. SLOPE EAST-WEST TO DRAINAGE DITCHES.
- 3 WELL HOUSE OUTBUILDING
- 4 CONCRETE DRIVE
- 5 PUBLIC PARKING
- 6 EMPLOYEE PARKING
- 7 SEPTIC SYSTEM
- 8 SEPTIC RECHARGE AREA
- 9 STORMWATER FACILITY
- 10 (4) FIRE HYDRANTS ON LOOP AT EDGES OF TRAINING PAD
- 11 SITE LIGHTING AT TRAINING PAD AND DRIVEWAYS
- 12 SITE STORMWATER DRAINAGE DITCH
- 13 SUB-GRADE 30,000 GALLON WATER CISTERN WITH DRAFT FIT
- 14 ABOVE-GRADE FUEL TANK & REFILL STATION
- 15 STANDBY GENERATOR WITH ATS
- 16 GRAVEL SHOULDER ALONG STREET FRONTAGE
- 17 FRONTAGE DITCH IMPROVEMENTS
- 18 4' HIGH CHAINLINK FENCE WITH GATE AT ENTRY OFF JENSEN ROAD
- 19 TRAINING TOWER ON PIER FOUNDATIONS

Local & Regional Disaster Preparedness



Emergency Fuel Supply

2000 Gallon Fuel Storage Tank for Fueling Emergency Response Equipment, Facility Generators & Public Works Equipment.

The Station 23 project includes the siting of an above ground fuel tank that will be used for the daily operational needs of the fire district and serve as an emergency fuel supply in the event of a regional disaster.


In 2022 , the Woodburn Fire District was awarded a SPIRE grant for a 500 gallon portable water trailer that will provide emergency water in the event of a large scale natural disaster that disrupts or contaminates water supplies. During a large scale emergency, volunteer firefighters and CERT members will transport water to those in need in Woodburn, Gervais and the surrounding areas.

Emergency Water Supply

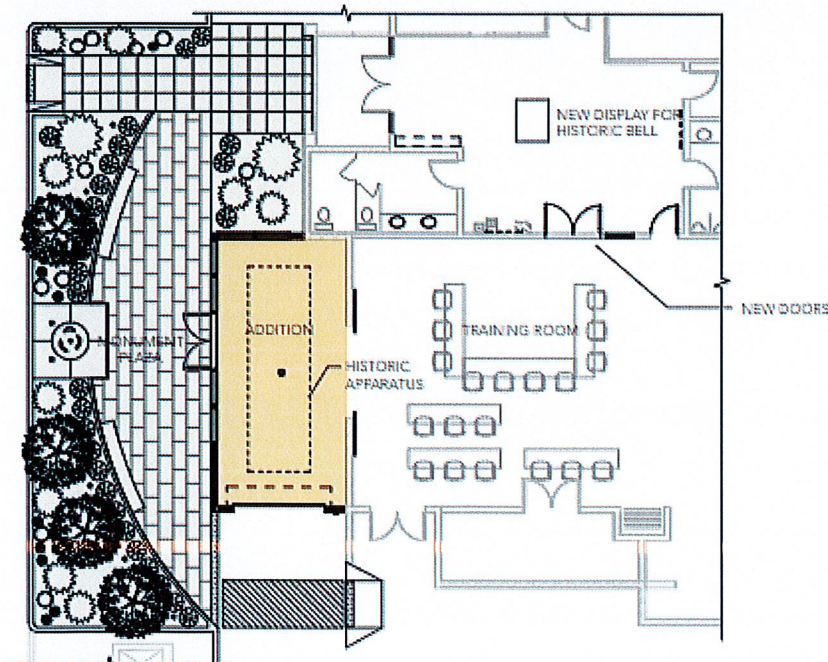


Main Fire Station Improvements

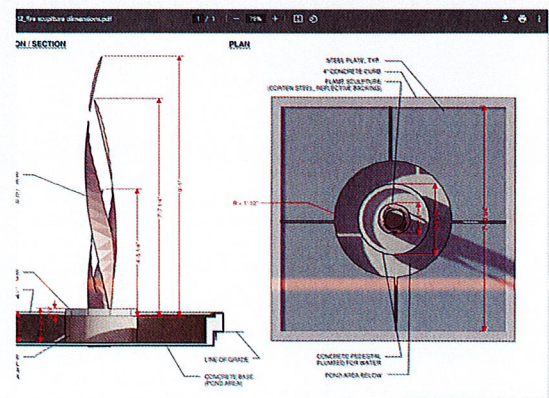
Improvements to the Main Fire Station — A portion of the 2021 bond funds has been allocated to improvements at the district’s main fire station including an enhanced community room featuring a new storage area for the district’s 1924 fire engine that once responded from the old city hall building on 1st Street in Woodburn’s Old Town. The community room is frequently used by Woodburn civic and business groups and the antique engine is a favorite at local & regional parades and special events. The arches above the windows of the new addition reflect the arches above the fire engine bays at the old city hall building.



Firefighter Tribute Plaza — A firefighter tribute plaza will be added to the front of the station and connect with the community/training room. The plaza will feature a bronze flame sculpture and water feature with funding provided by a grant from the Woodburn, Arts & Murals Commission. The historic cast iron bell that once hung in the old city hall building to summon volunteer firefighters will be displayed in the foyer area of the main station adjacent to the community/fire training room.



in the foyer area of the main station adjacent to the community/fire training room.



New Fire District Emergency Vehicles

NEW FIRE APPARATUS	
Fire Engines	
Engine 20	\$692,064
Engine 21 - <i>to be ordered</i>	\$963,642
Engine Totals:	\$1,655,706
Air Unit	
Air Unit	\$543,575
Air Unit Totals:	\$543,575
Brush Units	
Brush Unit	\$245,972
Brush Unit - Gervais St. <i>to be ordered</i>	\$265,000
Brush Unit Totals:	\$510,972
Tenders	
2 Tenders	\$868,890
Tenders Totals:	\$868,890
Command Vehicle	
Command w/outfitting - <i>to be ordered</i>	\$140,000
Command Totals:	\$140,000
\$3,719,143	
Additional Accessories/Equipment Expenditures	
Engine Access.	\$150,000
Brush Access.	\$115,236
Air Access.	\$25,000
2 Tenders	\$30,000
Misc. Spent	\$1,250
Accessories & Equipment Total	\$321,486
Total All Apparatus & Equipment :	\$4,040,629

\$4million of the 2021 bond funds have been dedicated to the purchase of (8) new or replacement emergency response vehicles. The usable life span of fire apparatus ranges from 30-40 years depending on the type of equipment and the amount of use. All of the equipment listed in the table has been ordered and the district has taken delivery of (4) new vehicles. The fire district is making a transition to all red equipment.

2023 Master Tender

Twin master tenders have been purchased with bond funds. Master tenders carry 3,000 gallons of water for fire extinguishment in the rural areas of the district that are not covered by hydrants. The district has (5) tenders in the fleet with a 40 year life expectancy. This tender will be assigned to Station 22 on the east side of Woodburn.



gallons of water for fire extinguishment in the rural areas of the district that are not covered by hydrants. The district has (5) tenders in the fleet with a 40 year life expectancy. This tender will be assigned to Station 22 on the east side of Woodburn.

Fire District Tax Comparisons & Levy Renewal Request

	HUBBARD	WOODBURN	AURORA	CANBY
Permanent Tax	0.80	1.60	0.84	1.54
Capital Bond Levy	0.27	0.26	0.00	0.22
Local Option Levy	<u>0.99</u>	<u>0.35</u>	<u>1.51</u>	<u>0.95</u>
Total Tax Rate -Per 1,000/AV:	\$2.06	\$2.14	\$2.35	\$2.71

In 1997, Measure 50 property tax reform set the district's permanent tax rate at \$1.60 per thousand of assessed value.

In 2019 voters approved a 5 year \$0.35 operating levy that provides (4) career firefighter constant staffing including (1) paramedic on-duty at all times. The fire district is requesting the renewal of the levy with no increase in taxes.

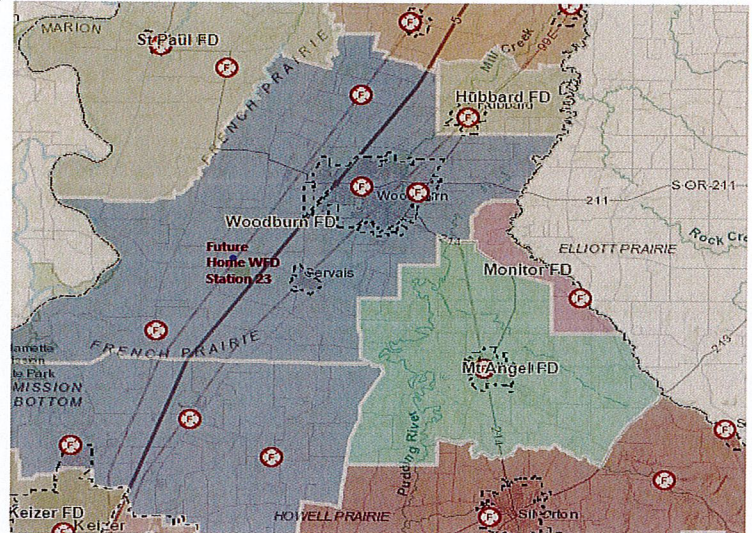
In 2021, voters approved a 20 year 12.5 million capital expense bond for the replacement of fire apparatus and aging emergency response equipment. The Woodburn Fire District board of directors has dedicated 6.1 million in bond funds to the building of the Gervais Fire Station and \$4 million to the purchase of new response vehicles.

Operating Levy Renewal Key Facts

- The renewal of the fire district's levy at the current rate will maintain all existing firefighter and paramedic positions with no increase in taxes.
- The operating levy was first approved by voters in 2019 for the primary purpose of maintaining a minimum of (4) firefighters on-duty at all times including at least (1) paramedic with advanced life support skills. The fire district has met this commitment every day without exception since the start of the levy in 2019.
- Renewal of the levy is needed to maintain current staffing levels and allow the district to continue to add additional firefighters as the population of the fire district grows. Without additional firefighters and paramedics, life-saving action at medical emergencies, fires, and motor vehicle accidents would be delayed.
- The cost of the levy is \$0.35 cents per \$1,000 assessed property value. For a home assessed at \$200,000 about average for the fire district, the total cost is \$5.83 per month or about \$70 per year. The levy provides 17% of the district's annual operating budget.
- The total number of emergency responses for the fire district has increased 80 percent since 2010. With more than 2,000 residential units currently under development, the growth trend is expected to continue.
- Levy funds help the fire district to manage multiple emergency calls at the same time without having to wait up to 15 minutes for back-up from nearby fire districts. Overlapping emergency calls occur more than 500 times each year in the fire district.
- The average number of career firefighters in the western U.S. is about (1) firefighter per 1,000 residents. With a total of 16 firefighters and paramedics that serve 34,000 residents of Woodburn, Gervais and surrounding area, the ratio of firefighters is about 0.47 per 1,000 residents.

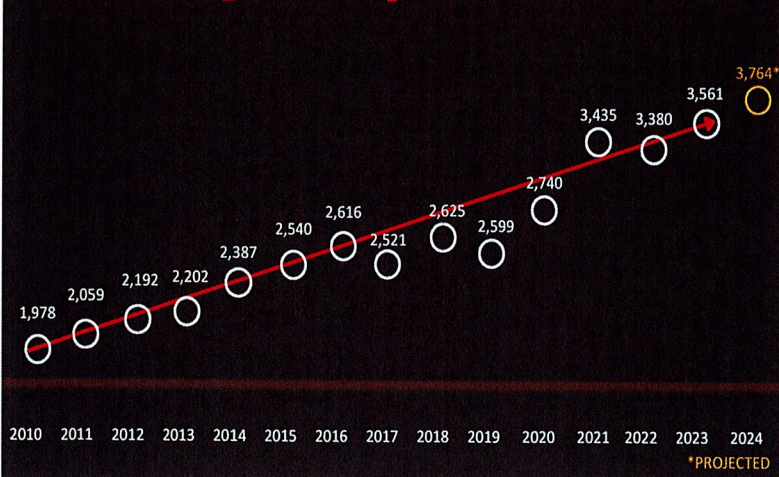
Fire District Overview

- The Woodburn Fire District covers 75 square miles including the cities of Woodburn, Gervais, Waconda and Broadacres. The population of the district is about 34,000 residents.
- The I-5 and Union Pacific railway corridors run through the middle of the fire district north to south.
- The Woodburn Fire District has 9 mutual aid agreements with surrounding fire districts in north Marion County and South Clackamas County.
- Mutual aid agreements are also in place with all 19 fire agencies in Marion County for the sharing of resources when requested. These agreements were instrumental in the rapid response to the 2020 wildfires that saved lives and structures in the Santiam Canyon and Cascade foothills near Molalla. In addition, the fire district has an IGA in place for the automatic response from the Hubbard Fire District into Woodburn and Gervais anytime a WFD engine is not available for response due to the engagement at a previous incident. This agreement results in about 500 responses annually from the Hubbard Fire District.



Emergency Response Increases

Emergency calls up 80% since 2010



Calls for emergency service have increased by 80% since 2010 to a record 3,561 in 2023. The increase in emergency response corresponds directly with the surge of new residents and is expected to continue with an estimated 20% increase in residents in the next 5-10 years. About half of the district's total 9-1-1 calls are for medical emergencies.

Woodburn Career Firefighters



The Woodburn Fire District has 16 career firefighters that work on four person engine companies 24 hours a day 365 days a year. A second 4 person company staffs an engine out of Station 22 on the east side of Woodburn on one of the three shifts. Each shift is comprised of one company officer, one paramedic and two engineers (firefighters).

The district's ratio of career firefighters to residents is 0.47 per thousand. According to the NFPA (National Fire Protection Association) the national average for all fire agencies in the western U.S. is (1) firefighter per every one thousand residents. Recognizing that the district is staffed well below the national average, the main budget priority for the fire district is the hiring of additional firefighters.

25 volunteers complete the district firefighting staff. Volunteer firefighters cover overlapping calls and respond on those incidents that require multiple resources to mitigate. Volunteers also assist with community outreach.

"The main budget priority of the fire district is the hiring of additional firefighters to meet the rapidly growing emergency response demand in the communities served"

Volunteer Emergency Response & Preparedness



Student Resident Programs—Over the past 5 years the Woodburn Fire District has provided 10 students the opportunity to participate in a full-time student resident program. This program provides housing, tuition assistance, certification training and emergency response experience. Of those 10; 4 are currently enrolled in fire science programs, 2 are continuing their education through paramedicine programs, and 3 have accepted full time career fire positions with various districts.

Once the construction of Station 23 is complete in the Spring of 2025, the initial staffing will be provided by student resident firefighters. The district anticipates having enough career firefighters to staff the station within the next 5-10 years.

Volunteer Programs -Without the assistance of volunteer firefighters, the Woodburn Fire District would not be able to meet the emergency response needs of the community. Volunteers respond to overlapping calls and those incidents that require more than one resource to mitigate. As part of the active volunteer firefighter program, district leaders teach training academies several times a year. The training requires 148 hours of classroom lecture and drill ground skills practice to obtain certification as an entry level firefighter.



The Woodburn Fire District sponsors a very active CERT program that includes 50 volunteers. The Community Emergency Response Team (CERT) is a FEMA program that provides organizational structure for community based volunteers that are mobilized in the event of large scale disasters. During regional events, CERT members handle low level emergencies and public first-aid to free up first responders for critical calls. During the 2020 fire season, CERT members assisted with the care and comfort of Santiam Canyon refugees that were gathered at the state fairgrounds. During the February 2021 ice storm, CERT members canvassed neighborhoods to assist shut-in seniors with oxygen replacement, medication and food and distributed carbon monoxide detectors to those that were using portable generators for heating and cooking. During the COVID-19 pandemic in 2022, CERT members delivered 55 tons of food to at risk community members over a 10 month period. These teams are invaluable to the safety of the community and will be instrumental in the saving of lives in response to a Cascadia earthquake.

Woodburn's CERT is one of the most active in the state.

**COUNCIL MEETING MINUTES
FEBRUARY 26, 2024**

DATE **COUNCIL CHAMBERS, CITY HALL, CITY OF WOODBURN, COUNTY OF MARION, STATE OF OREGON, FEBRUARY 26, 2024**

CONVENED The meeting convened at 7:00 p.m. with Mayor Lonergan presiding.

ROLL CALL

Mayor Lonergan	Present
Councilor Carney	Present
Councilor Cornwell	Present
Councilor Schaub	Present
Councilor Morris	Present
Councilor Cabrales	Present
Councilor Wilk	Present

Staff Present: City Administrator Derickson, City Attorney Granum, Assistant City Administrator Row, Police Chief Pilcher, Economic Development Director Johnk, Community Services Director Cuomo, Community Development Director Kerr, Public Works Director Stultz, Special Projects Director Wakeley, City Recorder Pierson, Community Relations Manager Herrera

ANNOUNCEMENTS

Mayor Lonergan announced that the March 11, 2024, City Council meeting has been cancelled and the next meeting will take place March 25, 2024.

PRESENTATIONS

Community Services Polling Results – Assistant Administrator Row provided brief background information on the need for the polling. Ben Patinkin, Patinkin Research Strategies, discussed the results of the election polling that was conducted. He noted that overall, the results were positive and supportive of the project.

Mid-Willamette Valley Community Action Agency (MWVCAA) – Jimmy Jones, Executive Director of the MWVCAA, and Ashley Hamilton, Chief Program Officer with MWVCAA, provided information on MWVCAA and the services they provide. They also provided information on the Managed Camping Project that will be located at 1560 Hardcastle in Woodburn. Krystyl Snodgrass, 40 Tierra Lynn Ct. stated her concerns around the project and asked the Council to consider placing this project away from schools and homes and restrict it to daytime hours.

Use of Force Report – Police Chief Pilcher provided information on the Woodburn Police Departments 2023 Use of Force Report.

Senate Bill 111- Police Chief Pilcher provided information on Senate Bill 111 which addresses the deadly use of physical force by a police officer.

CONSENT AGENDA

- A. Woodburn City Council minutes of February 12, 2024,
- B. Redflex Report – November 2023-January 2024,

**COUNCIL MEETING MINUTES
FEBRUARY 26, 2024**

- C. Monthly Financial Report,
 - D. Silverton Fire District IT Services Support Agreement,
 - E. Community Center Advisory Committee Draft minutes of February 20, 2024.
- Carney/Cabrales...** approve the consent agenda. The motion passed unanimously.

ARPA CONTRACT AWARD FOR MID-WILLAMETTE VALLEY COMMUNITY ACTION AGENCY FOR SHELTER SERVICES

Carney/Schaub... authorize the City Administrator to enter into an ARPA funding agreement with Mid-Willamette Valley Community Action Agency (MWVCAA) in the amount of \$80,000 for Shelter Services and authorize under ORS 197.746 for MWVCAA to operate and oversee, overnight vehicular sheltering, as part of standard operations at 1560 Hardcastle Street, Woodburn, Oregon. The motion passed unanimously.

COMMUNITY CENTER POLLING RESULTS AND PROJECT SCOPE DETERMINATION

Carney/Schaub... receive a report on the results of the Community Center Likely Voter Survey and the recommendation from the Community Center Advisory Committee (CAC) and affirm the City's intent to place a bond measure on the ballot in November 2024 that would fund the fully scoped version of the Woodburn Community Center Project. The motion passed unanimously.

COUNCIL BILL NO. 3242 - AN ORDINANCE AMENDING THE WOODBURN DEVELOPMENT ORDINANCE (WDO) RELATED TO SIGNIFICANT TREE PRESERVATION, REMOVAL, AND MITIGATION, AND PROTECTION DURING CONSTRUCTION (LA 21-03)

Carney introduced Council Bill No. 3242. City Recorder Pierson read the bill twice by title only since there were no objections from Council. On roll call vote for final passage, the bill passed unanimously. Mayor Lonergan declared Council Bill No. 3242 duly passed.

COUNCIL BILL NO. 3243 - AN ORDINANCE ADOPTING TREE REMOVAL AND MITIGATION FEES AS PART OF THE PLANNING DIVISION FEE SCHEDULE FOR INCLUSION IN THE CITY'S MASTER FEE SCHEDULE (AMENDING ORDINANCE 2433)

Carney introduced Council Bill No. 3243. City Recorder Pierson read the bill twice by title only since there were no objections from Council. On roll call vote for final passage, the bill passed unanimously. Mayor Lonergan declared Council Bill No. 3243 duly passed.

COUNCIL BILL NO. 3244 - AN ORDINANCE ADOPTING AN UPDATED PARKS AND RECREATION MASTER PLAN AND ASSOCIATED AMENDMENTS TO THE WOODBURN COMPREHENSIVE PLAN (LA 23-04)

Carney introduced Council Bill No. 3244. City Recorder Pierson read the bill twice by title only since there were no objections from Council. On roll call vote for final passage, the bill passed unanimously. Mayor Lonergan declared Council Bill No. 3244 duly passed.

COUNCIL BILL NO. 3245 - A RESOLUTION AUTHORIZING THE CITY OF WOODBURN STAFF TO APPLY FOR A LOCAL GOVERNMENT GRANT FROM THE OREGON PARKS AND RECREATION DEPARTMENT FOR DEVELOPMENT OF BOONES CROSSING PARK, AND DELEGATING AUTHORITY TO THE CITY ADMINISTRATOR TO SIGN THE APPLICATION

Carney introduced Council Bill No. 3245. City Recorder Pierson read the bill by title only since there were no objections from Council. Special Projects Director Wakely and Community Services Director

**COUNCIL MEETING MINUTES
FEBRUARY 26, 2024**

Cuomo provided a staff report. An update on the Safe Routes to Schools program was provided. On roll call vote for final passage, the bill passed unanimously. Mayor Lonergan declared Council Bill No. 3245 duly passed.

2022/23 OREGON COMMUNITY PATHWAYS (OCP) GRANT CONTRACT FROM OREGON DEPARTMENT OF TRANSPORTATION (ODOT) TO SUPPORT EXPANSION OF MILL CREEK TRAIL

Special Projects Director Wakely and Community Services Director Cuomo provided a staff report. Carney/Cabrales... accept the Oregon Community Pathways grant award from the Oregon Department of Transportation and authorize the City Administrator to effectuate an award of the grant contract. The motion passed unanimously.

COUNCIL BRIEFING OF PLANNING COMMISSION APPROVAL OF A VARIANCE APPLICATION FOR AWARE FOOD BANK AT 152 ARTHUR ST (VAR 23-08)

The Council declined to call this item up.

CITY ADMINISTRATOR'S REPORT

The Assistant City Administrator had nothing to report.

APPOINTMENT

Carney/Schaub... appoint Jen Cantu to City Council Ward III. The motion passed unanimously.

OATH OF OFFICE

City Recorder Pierson provided the oath of office to City Councilor Jen Cantu.

ELECTION OF COUNCIL PRESIDENT

Mayor Lonergan announced that the vote for Council President would be by ballot. Ballot forms were provided to the Council to vote. City Recorder Pierson read the ballots aloud and announced that Councilor Schaub was unanimously elected Council President.

MAYOR AND COUNCIL REPORTS

Councilor Schaub thanked everyone for the confidence of voting for her for Council President.

Councilor Wilk noted that we now have a majority of female councilors.

Mayor Lonergan reported the following:

- Attended the CERT banquet.
- Westside rail bill study looks to be supported in the legislature.
- First Meeting in March is cancelled.

ADJOURNMENT

Cornwell/Cabrales... move to adjourn. The motion passed unanimously. Mayor Lonergan adjourned the meeting at 10:00 p.m.

APPROVED _____
FRANK LONERGAN, MAYOR

**COUNCIL MEETING MINUTES
FEBRUARY 26, 2024**

ATTEST _____
Heather Pierson, City Recorder
City of Woodburn, Oregon



Agenda Item

March 25, 2024

TO: Honorable Mayor and City Council through City Administrator

THRU: Martin Pilcher, Chief of Police

FROM: Keith Kimberlin, Lieutenant

SUBJECT: **Liquor License Application for Las Islas en Woodburn**

RECOMMENDATION:

The Woodburn City Council recommends that the OLCC approve the Liquor License Application for Las Islas en Woodburn.

BACKGROUND:

Applicant: Las Islas Marias Woodburn Corp.
 1615 Mount Hood Ave.
 Woodburn, OR 97071
 503-982-3134

Point of Contact: Jose Antonio Ramirez
 10939 Alder Ave.
 Bloomington, CA 92316
 909-808-1738

Business: Las Islas en Woodburn
 1615 Mount Hood Ave.
 Woodburn, OR 97071
 503-982-3134

Owner(s): Jose Antonio Ramirez
 909-808-1738

Agenda Item Review: City Administrator City Attorney Finance

License Type(s):

Full On-Premises, Commercial - May sell and serve distilled spirits, malt beverages, wine, and cider for consumption at the business location. May sell malt beverages for off-site consumption in securely covered containers provided by the customer. May sell cocktails and wine to-go in sealed containers as of June 11, 2021. Food service required. Must purchase distilled liquor only from an Oregon Liquor store, or from another full On-Premises Sales licensee who has purchased the distilled liquor from an Oregon Liquor store.

On January 29, 2024, the Woodburn Police Department received an application for Full On-Premises commercial sales for Las Islas en Woodburn. The business currently operates as a Restaurant and Bar and is changing ownership. The seating capacity is 90 for both restaurant and bar.

The hours of operation are 10 AM to 9 PM Sunday through Friday, and 10 AM to 10 PM on Saturday. There is noted entertainment planned at the business to include Karaoke and Live or DJ Music on Friday from 6 PM to 10 PM. The Woodburn Police Department has not received any communication from the public or surrounding businesses in support of or against the proposed change.

DISCUSSION:

The Police Department has completed a background investigation of Las Islas en Woodburn, and the listed owner, Jose Antonio Ramirez, through various police databases and business related databases. We were unable to locate a valid drivers license for Jose Antonio Ramirez in Oregon or California. Nothing of concern was located for Mr. Ramirez.

It should be noted that OLCC conducted a Minor Decoy operation at the location in late 2023 and the minor was served alcohol. It was also discovered during the operation that the server did not have a server's license.

FINANCIAL IMPACT:

None.



Agenda Item

March 25, 2024

TO: Honorable Mayor and City Council through City Administrator

FROM: Chris Kerr, Community Development Director
Melissa Gitt, Building Official

SUBJECT: Updated Intergovernmental Agreement (“IGA”) with the Oregon Building Codes Division (“BCD”) to allow for the continued use of the (“Acella”) e-permitting system and related services

RECOMMENDATION:

Authorize the City Administrator to sign an updated IGA with Oregon BCD in order to continue the cooperative use of the State’s e-permitting system. The proposed IGA would supersede an existing IGA that the City already has with the state for these services. The updates were proposed by BCD and have been thoroughly reviewed by City Staff. The updated changes are minor and generally relate to new terminology and potential future services. Staff doesn’t anticipate the new IGA having any adverse impact on our e-permitting system or inspection processes.

BACKGROUND:

BCD administers the state’s e-permitting system (“Acella”) and makes it available to all eligible municipalities in Oregon. Every building permit the city is assessed a separate state surcharge (12% of the permit fee), and a portion of that surcharge supports the State-run Acella e-permitting system.

In May of 2018, the City entered into the original IGA with BCD to begin utilizing the Acella e-permitting system for processing and tracking all permit applications in the City. Since that time, the City’s and State have cooperatively and very successfully incorporated Acella into all aspects of our permit review system. The Acella platform includes permit submittals, payments, tracking and inspections for all permits in the City.

Agenda Item Review: City Administrator City Attorney Finance

FINANCIAL IMPACT

The revised IGA does not propose any changes to fees or services from the current agreement and is not expected to have any additional financial impact on the City.

INTERGOVERNMENTAL PARTNERSHIP AGREEMENT
ePermit System and Services

THIS INTERGOVERNMENTAL PARTNERSHIP AGREEMENT (“Agreement”) is effective when all required signatures have been obtained by and between The State of Oregon, acting by and through the Department of Consumer and Business Services (“DCBS” or “Agency”), Building Codes Division (“BCD”) and the City of Woodburn (“Jurisdiction”), a political subdivision of the State of Oregon. BCD and the Jurisdiction may collectively be referred to herein as the Parties and individually as a Party. The Parties enter into this Agreement to cooperate and share services pursuant to the authority granted under ORS 455.185. The purpose of this Agreement is to encourage economic development through construction and to experiment and innovate for administration of building inspection programs. It is in the best interest of BCD and Jurisdiction’s leaders to ensure that construction-related development activities proceed in a manner that is quick, efficient, and practical. Having a flexible and responsive system requires sufficient staff and resources to be available to construction businesses. By partnering, BCD and Jurisdiction can explore new ways to maximize the use of scarce resources. This Agreement supersedes and amends and replaces in its entirety any pre-existing intergovernmental partnership agreement for the ePermit System and Services between Jurisdiction and BCD.

DCBS:

Celina Patterson
e-Permitting Manager
1535 Edgewater Street NW
PO Box 14470
Salem, OR 97309
(503) 302-9860

Jurisdiction:

Melissa Gitt
Building Official
270 Montgomery Street
Woodburn, OR 97071
(503) 982-5246
building@ci.woodburn.or.us

RECITALS

- A. Oregon Revised Statute ORS 455.095 provides that DCBS shall develop and implement a system that provides electronic access to building permitting information. The statute also requires DCBS to make the system accessible for use by municipalities in carrying out the building inspection programs administered and enforced by the municipalities.
- B. The Department of Administrative Services Procurement Office, on behalf of DCBS, issued a Request for Proposal (RFP) for a statewide electronic permit system and

associated products and services. Accela, Inc. was the successful proposer. DCBS and Accela Inc. executed a contract in August, 2008 (“ePermit contract”), by which Accela, Inc. licensed to DCBS ePermitting system software, an Integrated Voice Recognition (IVR) system and provided related configuration, implementation and hosting services (collectively the “ePermit System”).

- C. The ePermit contract provided that the ePermit System and related Services would be available to municipalities (“Participating Jurisdictions”).
- D. BCD is the division of DCBS that implements and administers the ePermitting system.
- E. Jurisdiction has requested that BCD provide access to the ePermitting System and related Services to Jurisdiction and to implement the Jurisdiction as a Participating Jurisdiction as set forth in the ePermitting contract.
- F. BCD is willing, upon the terms of and conditions of this Agreement, to provide access to Jurisdiction to the ePermitting System and related Services and to implement Jurisdiction as provided herein.

1. DEFINITIONS.

- 1.1. As used in this Agreement, the following words and phrases shall have the indicated meanings.
- 1.2. “Agreement” means this Regional Partnership Agreement.
- 1.3. “ePermitting Contract” or “ePermit Contract” means the document attached as Exhibit C and includes all amendments.
- 1.4. “ePermit System” means the entire system including the ePermitting software, licensed, implemented and configured pursuant to the ePermit contract and related Services including hosting, mobile applications and IVR.
- 1.5. “Jurisdiction” has the meaning set forth in the first paragraph of this Agreement.

2. TERM, RENEWAL AND MODIFICATIONS.

- 2.1. Term. This Agreement is effective, and will be considered fully executed, upon signature by both parties, and shall remain in effect until termination of this Agreement as provided herein. Unless otherwise terminated as provided herein, this Agreement will be in effect for the period that Jurisdiction administers and enforces a building inspection program. This Agreement will automatically renew if or when the Jurisdiction’s program assumption is renewed for an additional period.
- 2.2. Agreement Modifications. Notwithstanding the foregoing, or any other provision of the Agreement, BCD may propose a modified Agreement or new intergovernmental agreement for Jurisdiction access to the ePermit System. BCD will propose such

modified Agreement or new intergovernmental agreement with at least 60 days written notice prior to expiration of the Jurisdiction's current program assumption period. The new intergovernmental agreement or modified Agreement will be effective on the effective date of the renewal of Jurisdiction's program assumption. If the parties cannot agree to the new intergovernmental agreement or modified Agreement, this Agreement will terminate effective on the renewal date of Jurisdiction's program assumption. Additionally, during the term of this Agreement, BCD may propose modifications to this Agreement; such modifications will become effective upon mutual agreement by the parties in accordance with section 20 of this Agreement.

3. PERFORMANCE AND DELIVERY.

3.1 Responsibilities of BCD.

3.1.1. BCD shall use its best efforts to provide Jurisdiction access to the ePermit System and related Services. BCD shall use best efforts to provide the Jurisdiction with satisfactory access on a parity with all other jurisdictions implemented by BCD to the ePermit System.

3.1.2. BCD will implement the Jurisdiction's access using the process according to the ePermitting Implementation Methodology set forth in Exhibit E. If a Work Order Contract is used to implement a specific city or county, a copy of that Work Order Contract will be provided in Exhibit D.

3.1.3. Upon implementation, Jurisdiction will have access to the System and the functionality, as described in Exhibit E.

3.1.4. BCD will provide technical support for the ePermit program. Support is available 8:00 a.m. to 5:00 p.m. Monday through Friday, except for state-observed holidays and from 8:30-10:00 am on Mondays when ePermitting staff holds its weekly staff meeting. The general support structure shall be as follows:

3.1.4.1. State ePermitting team provides technical support to participating city or county.

3.1.4.2. Accela provides technical support to State ePermitting team.

In the event that the State team is unable to communicate a solution to the participating city or county, the State team will facilitate communication between Accela and participant.

3.1.5 BCD will provide software that fulfills the Jurisdiction's basic requirement for accepting and reviewing electronic plans.

3.2. Responsibilities of Jurisdiction.

3.2.1. Jurisdiction agrees to the requirements of Exhibit A.

3.2.2. Jurisdiction agrees to abide by the terms and conditions of the Software License set forth in Exhibit B.

3.2.3. Jurisdiction agrees to abide by the implementation model that is identified in Exhibit E.

4. COMPENSATION AND PAYMENT

4.1 Not-to-Exceed Compensation. The maximum, not-to-exceed compensation payable by Jurisdiction to BCD under this contract, which includes any allowable expenses, is \$50,000.00.

4.2 Invoicing. Jurisdiction's continued existing use shall not result in any costs payable to BCD. However, BCD may invoice Jurisdiction for additional services rendered under Exhibit E. BCD will submit all invoices to Jurisdiction upon completion of the services. Invoices must be paid within 30 days of receipt.

5. REPRESENTATIONS AND WARRANTIES.

5.1 Representations of Jurisdiction. Jurisdiction represents and warrants to BCD as follows:

5.1.1. Organization and Authority. Jurisdiction is a political subdivision of the State of Oregon (or an intergovernmental entity formed by political subdivisions of the State of Oregon under ORS Chapter 190) duly organized and validly existing under the laws of the State of Oregon. Jurisdiction has full power, authority and legal right to make this Agreement and to incur and perform its obligations hereunder. Jurisdiction has assumed and administers a building inspection program under ORS 455.148 to ORS 455.153.

5.1.2. Due Authorization. The making and performance by Jurisdiction of this Agreement (1) have been duly authorized by all necessary action of Jurisdiction and (2) do not and will not violate any provision of any applicable law, rule, and regulation.

5.1.3. Binding Obligation. This Agreement has been duly executed and delivered by Jurisdiction and constitutes a legal, valid and binding obligation of Jurisdiction, enforceable according to its terms.

5.1.4. Jurisdiction has reviewed the ePermit Contract and ePermit System and is knowledgeable of the ePermit system functionality and performance and has entered into this Agreement based on its evaluation of the ePermit Contract and the ePermit System

5.2. Representations and Warranties of BCD. BCD represents and warrants to Jurisdiction as follows:

5.2.1. Organization and Authority. BCD is a division of DCBS, an agency of the state government and BCD has full power, authority and legal right to make this

Agreement and to incur and perform its obligations hereunder.

5.2.2. Due Authorization. The making and performance by BCD of this Agreement (1) have been duly authorized by all necessary action of BCD and DCBS and (2) do not and will not violate any provision of any applicable law, rule, and regulation.

5.2.3. Binding Obligation. This Agreement has been duly executed and delivered by BCD and constitutes a legal, valid and binding obligation of BCD and DCBS; it is enforceable according to its terms.

5.2.4. Performance Warranty. BCD will use its best efforts to provide Jurisdiction access to the ePermit System according to the ePermit contract. Notwithstanding the foregoing, Jurisdiction understands and agrees that the ePermit System is composed of software and services provided by third parties and BCD has no responsibility to Jurisdiction for the functionality or performance of the ePermit System.

5.3. The warranties set forth above are in addition to, and not in lieu of, any other warranties set forth in this Agreement or implied by law.

6. ACCESS TO RECORDS AND FACILITIES.

6.1. Records Access. DCBS, BCD, the Secretary of State's Office of the State of Oregon, the Federal Government, and their duly authorized representatives may access the books, documents, papers and records of the Jurisdiction that are directly related to this Agreement, for the purpose of making audits, examinations, excerpts, copies and transcriptions.

6.2. Retention of Records. Jurisdiction shall retain and keep accessible all books, documents, papers, and records that are directly related to this Agreement for a minimum of six (6) years, or such longer period as may be required by other provisions of this Agreement or applicable law, following the termination of this Agreement.

6.3. Public Records. Jurisdiction is deemed the Custodian for the purposes of public records requests regarding requests related to Jurisdiction's building inspection program.

7. JURISDICTION DEFAULT.

Jurisdiction shall be in default under this Agreement upon the occurrence of any of the following events:

7.1. Jurisdiction fails to perform, observe or discharge any of its covenants, agreements or obligations set forth herein.

7.2. Any representation, warranty or statement made by Jurisdiction herein is untrue in any material respect when made.

8. BCD DEFAULT.

BCD shall be in default under this Agreement upon the occurrence of any of the following events:

- 8.1. BCD fails to perform, observe or discharge any of its covenants, agreements, or obligations set forth herein; or
- 8.2. Any representation, warranty or statement made by BCD herein is untrue in any material respect when made.

9. TERMINATION BY JURISDICTION.

Jurisdiction may terminate this Agreement in its entirety as follows:

- 9.1. For its convenience, upon at least six calendar months advance written notice to BCD, with the termination effective as of the first day of the month following the notice period;
- 9.2. Upon 30 days advance written notice to BCD, if BCD is in default under this Agreement and such default remains uncured at the end of said 30-day period or such longer period, if any, as Jurisdiction may specify in the notice; or
- 9.3. Immediately upon written notice to BCD, if Oregon statutes or federal laws, regulations or guidelines are modified, changed or interpreted by the Oregon Legislative Assembly, the federal government or a court in such a way that Jurisdiction no longer has the authority to meet its obligations under this Agreement.

10. TERMINATION BY BCD.

BCD may terminate this Agreement as follows:

- 10.1. For its convenience, upon at least twenty-four calendar months advance written notice to Jurisdiction, with the termination effective as of the first day of the month following the notice period.
- 10.2. Upon termination of the ePermit Contract with such reasonable notice to Jurisdiction as feasible under the terms of the ePermit Contract.
- 10.3. Immediately upon written notice to Jurisdiction if Oregon statutes or federal laws, regulations or guidelines are modified, changed or interpreted by the Oregon Legislative Assembly, the federal government or a court in such a way that DCBS no longer has the authority to meet its obligations under this Agreement.
- 10.4. Upon 30 days advance written notice to Jurisdiction, if Jurisdiction is in default under this Agreement and such default remains uncured at the end of said 30 day period or such longer period, if any, as BCD may specify in the notice.
- 10.5. Immediately, in the event that Jurisdiction no longer administers and enforces a

building inspection program.

11. EFFECT OF TERMINATION.

11.1. No Further Obligation. Upon termination of this Agreement in its entirety, BCD shall have no further obligation to provide access to the ePermit System and related Services to Jurisdiction.

11.2. Survival. Termination or modification of this Agreement pursuant to sections 9 and 10 above, shall be without prejudice to any obligations or liabilities of either party already accrued prior to such termination or modification. However, upon receiving a notice of termination, Jurisdiction shall immediately cease all activities under this Agreement, unless expressly directed otherwise by BCD in the notice of termination.

11.3. Minimize Disruptions. If a termination right set forth in section 9 or 10 is exercised, both parties shall make reasonable good faith efforts to minimize unnecessary disruption or other problems associated with the termination.

11.4. Jurisdiction Data. Jurisdiction may obtain a copy of all of its data related to its usage of ePermitting, for usage in a move into a Jurisdiction-administered electronic system, by submitting a written request to BCD as part of Jurisdiction's notice of termination, or within 60 days of termination of this agreement. BCD will request the data from Accela, and Accela will provide the data in the same format as the Accela database.

12. NOTICE.

Except as otherwise expressly provided in this Agreement, any communications between the parties hereto or notices to be given hereunder shall be given in writing by personal delivery, facsimile, or mailing the same, postage prepaid to Jurisdiction or BCD at the addresses or numbers set forth on page one of this agreement, or to such other addresses or numbers as either party may indicate pursuant to this section. Any communication or notice so addressed and mailed shall be effective five (5) days after mailing. Any communication or notice delivered by facsimile shall be effective on the day the transmitting machine generates a receipt of the successful transmission, if transmission was during normal business hours of the recipient, or on the next business day, if transmission was outside normal business hours of the recipient. To be effective against BCD, any notice transmitted by facsimile must be confirmed by telephone notice to BCD's ePermitting Manager. To be effective against Jurisdiction, any notice transmitted by facsimile must be confirmed by telephone notice to Jurisdiction's Manager (e.g. County Court Judge, Board of Commissioners Chair, City Manager, County Administrator). Any communication or notice given by personal delivery shall be effective when actually delivered.

13. SEVERABILITY.

The parties agree that if any term or provision of this Agreement is declared by a

court of competent jurisdiction to be illegal or in conflict with any law, the validity of the remaining terms and provisions shall not be affected, and the rights and obligations of the parties shall be construed and enforced as if the Agreement did not contain the particular term or provision held to be invalid.

14. COUNTERPARTS.

This Agreement may be executed in several counterparts, all of which when taken together shall constitute one agreement binding on all parties, notwithstanding that all parties are not signatories to the same counterpart. Each copy of this Agreement so executed shall constitute an original.

15. GOVERNING LAW, CONSENT TO JURISDICTION.

This Agreement shall be governed by and construed in accordance with the laws of the State of Oregon without regard to principles of conflicts of law. Any claim, action, suit or proceeding (collectively, "Claim") between BCD (and/or any other division, agency or department of the State of Oregon) and Jurisdiction that arises from or relates to this Agreement shall be brought and conducted solely and exclusively within a circuit court in the State of Oregon of proper jurisdiction. In no event shall this section be construed as a waiver by the State of Oregon of any form of defense or immunity, whether sovereign immunity, governmental immunity, immunity based on the eleventh amendment to the Constitution of the United States or otherwise, from any Claim or from the jurisdiction of any court. Jurisdiction, by execution of this agreement, hereby consents to the in personam jurisdiction of said courts.

16. COMPLIANCE WITH LAW.

The parties shall comply with all state and local laws, regulations, executive orders and ordinances applicable to the Agreement. All employers, including BCD and Jurisdiction, that employ subject workers who provide Services in the State of Oregon shall comply with ORS 656.017 and provide the required Workers' Compensation coverage, unless such employers are exempt under ORS 656.126.

17. ASSIGNMENT OF AGREEMENT, SUCCESSORS IN INTEREST.

The parties agree there will be no assignment or delegation of the Agreement, or of any interest in this Agreement, unless both parties agree in writing. The parties agree that no services required under this Agreement may be performed under subcontract unless both parties agree in writing. The provisions of this Agreement shall be binding upon and shall inure to the parties hereto, and their respective successors and permitted assignees.

18. NO THIRD-PARTY BENEFICIARIES.

BCD and Jurisdiction are the only parties to this Agreement and are the only parties entitled to enforce its terms. Nothing in this Agreement gives, is intended to give, or shall be construed to give or provide any benefit or right, whether directly, indirectly or otherwise, to third persons any greater than the rights and benefits

enjoyed by the general public unless such third persons are individually identified by name herein and expressly described as intended beneficiaries of the terms of this Agreement.

19. WAIVER.

The failure of either party to enforce any provision of this Agreement shall not constitute a waiver by that party of that or any other provision. No waiver or consent shall be effective unless in writing and signed by the party against whom it is asserted.

20. AMENDMENT.

No amendment, modification or change of terms of this Agreement shall bind either party unless in writing and signed by both parties and when required by the Department of Administrative Services and Department of Justice. Such amendment, modification or change, if made, shall be effective only in the specific instance and for the specific purpose given. Jurisdiction, by signature of its authorized representative, hereby acknowledges that it has read this Agreement, understands it, and agrees to be bound by its terms and conditions.

21. HEADINGS.

The headings and captions to sections of this Agreement have been inserted for identification and reference purposes only and shall not be used to construe the meaning or to interpret this Agreement.

22. CONSTRUCTION.

This Agreement is the product of extensive negotiations between BCD and representatives of Jurisdiction. The provisions of this Agreement are to be interpreted and their legal effects determined as a whole. An arbitrator or court interpreting this Agreement shall give a reasonable, lawful and effective meaning to the Agreement to the extent possible, consistent with the public interest.

23. INDEPENDENT CONTRACTOR.

The parties agree and acknowledge that their relationship is that of independent contracting parties and that neither party is an officer, employee, or agent of the other as those terms are used in ORS 30.265 or otherwise.

24. LIMITATION OF LIABILITY.

24.1. Jurisdiction agrees that BCD shall not be subject to any claim, action, or liability ARISING IN ANY MANNER WHATSOEVER OUT OF ANY ACT OR OMISSION, INTERRUPTION, OR CESSATION OF ACCESS OR SERVICE UNDER THIS AGREEMENT. THE STATE SHALL NOT BE LIABLE OR RESPONSIBLE FOR ANY DIRECT, INDIRECT SPECIAL OR CONSEQUENTIAL DAMAGES SUSTAINED BY THE POLITICAL SUBDIVISION, INCLUDING, BUT NOT LIMITED TO, DELAY,

INTERRUPTION OF BUSINESS ACTIVITIES, OR LOST RECEIPTS THAT MAY RESULT IN ANY MANNER WHATSOEVER FROM ANY ACT OR OMISSION, INTERRUPTION, OR CESSATION OF SERVICE.

24.2. EXCEPT FOR LIABILITY ARISING UNDER SECTION 27 NEITHER PARTY SHALL BE LIABLE TO THE OTHER FOR ANY INCIDENTAL OR CONSEQUENTIAL DAMAGES ARISING OUT OF OR RELATED TO THIS AGREEMENT. NEITHER PARTY SHALL BE LIABLE FOR ANY DAMAGES OF ANY SORT ARISING SOLELY FROM THE TERMINATION OF THIS AGREEMENT OR ANY PART HEREOF IN ACCORDANCE WITH ITS TERMS.

25. FORCE MAJEURE.

Neither BCD nor Jurisdiction shall be held responsible for delay or default caused by fire, civil unrest, labor unrest, natural causes, or war which is beyond the reasonable control of BCD or Jurisdiction, respectively. Each party shall, however, make all reasonable efforts to remove or eliminate such cause of delay or default and shall, upon the cessation of the cause, diligently pursue performance of its obligations under this Agreement.

26. TIME IS OF THE ESSENCE.

Time is of the essence in the performance of all under this Agreement.

27. CONTRIBUTION

27.1. If any third party makes any claim or brings any action, suit or proceeding ("Third Party Claim") against a party (the "Notified Party") with respect to which the other party ("Other Party") may have liability, the Notified Party must promptly notify the Other Party in writing of the Third Party Claim and deliver to the Other Party a copy of the claim, process, and all legal pleadings with respect to the Third Party Claim. Either party is entitled to participate in the defense of a Third Party Claim, and to defend a Third Party Claim with counsel of its own choosing. Receipt by the Other Party of the notice and copies required in this paragraph and meaningful opportunity for the Other Party to participate in the investigation, defense and settlement of the Third Party Claim with counsel of its own choosing are conditions precedent to the Other Party's liability with respect to the Third Party Claim.

27.2. With respect to a Third Party Claim for which BCD is jointly liable with the Jurisdiction (or would be if joined in the Third Party Claim), BCD shall contribute to the amount of expenses (including attorneys' fees), judgments, fines and amounts paid in settlement actually and reasonably incurred and paid or payable by the Jurisdiction in such proportion as is appropriate to reflect the relative fault of BCD on the one hand and of the Jurisdiction on the other hand in connection with the events which resulted in such expenses, judgments, fines or settlement amounts, as well as any other relevant equitable considerations. The relative fault of BCD on the one hand and of the Jurisdiction on the other hand shall be

determined by reference to, among other things, the parties' relative intent, knowledge, access to information and opportunity to correct or prevent the circumstances resulting in such expenses, judgments, fines or settlement amounts. BCD's contribution amount in any instance is capped to the same extent it would have been capped under Oregon law if BCD had sole liability in the proceeding.

27.3. With respect to a Third Party Claim for which the Jurisdiction is jointly liable with BCD (or would be if joined in the Third Party Claim), the Jurisdiction shall contribute to the amount of expenses (including attorneys' fees), judgments, fines and amounts paid in settlement actually and reasonably incurred and paid or payable by BCD in such proportion as is appropriate to reflect the relative fault of the Jurisdiction on the one hand and of BCD on the other hand in connection with the events which resulted in such expenses, judgments, fines or settlement amounts, as well as any other relevant equitable considerations. The relative fault of the Jurisdiction on the one hand and of BCD on the other hand shall be determined by reference to, among other things, the parties' relative intent, knowledge, access to information and opportunity to correct or prevent the circumstances resulting in such expenses, judgments, fines or settlement amounts. The Jurisdiction's contribution amount in any instance is capped to the same extent it would have been capped under Oregon law if it had sole liability in the proceeding.

28. AGREEMENT DOCUMENTS IN ORDER OF PRECEDENCE.

This Agreement consists of the following documents that are listed in descending order of precedence:

- This Agreement less all exhibits;
- Exhibit A - Jurisdiction Obligations
- Exhibit B - ePermit License Agreement
- Exhibit C - ePermit Contract (not attached, but made available to Jurisdiction)
- Exhibit D-Work Order Contract
- Exhibit E - Implementation Model

All attached and referenced exhibits are hereby incorporated by reference.

29. MERGER CLAUSE. This Agreement and attached exhibits constitute the entire agreement between the parties on the subject matter hereof. There are no understandings, agreements, or representations, oral or written, not specified herein regarding this Agreement. No waiver, consent, modification or change of terms of this Agreement shall bind all parties unless in writing and

IGA# PO-44000-00031157

signed by both parties and all necessary State approvals have been obtained. Such waiver, consent, modification or change, if made, shall be effective only in the specific instance and for the specific purpose given. The failure of BCD to enforce any provision of this Agreement shall not constitute a waiver by BCD of that or any other provision.

[Signature on following page]

IGA# PO-44000-00031157

JURISDICTION, BY EXECUTION OF THIS AGREEMENT, HEREBY ACKNOWLEDGES THAT JURISDICTION HAS READ THIS CONTRACT, UNDERSTANDS IT, AND AGREES TO BE BOUND BY ITS TERMS AND CONDITIONS.

A. Jurisdiction

By: _____ Date: _____

Printed Name: _____

Title: _____

B. State of Oregon, Acting by and through its Department of Consumer and Business Services, Building Codes Division

Reviewed By: _____ Date: _____

Printed Name: Dawn Bass _____

Title: Deputy Administrator _____

Executed By: _____ Date: _____

Printed Name: Miriha Aglietti _____

Title: Designated Procurement Officer _____

Exhibit A Jurisdiction Obligations

Jurisdiction Software

As part of the state hosted system, any software being used by Jurisdiction to support either the building permitting system or any supplemental products being purchased from Accela, must be compatible with the Accela product.

Electronic Document Acceptance

Beginning January 1, 2025, Jurisdiction is required by administrative law to accept electronic plans. Agency will provide software that fulfils the basic ability to meet this requirement; however, Jurisdiction may independently source their own software.

If Jurisdiction uses the Agency-provided software, then Jurisdiction will be required to comply with all third-party agreements associated with the software and must notify Agency promptly of any non-compliance. Jurisdiction must also comply with all Agency-provided instructions on the use of the software, including instruction relating to installation and removal of the software. Jurisdiction must remove or destroy any or all copies of the software at Agency's request.

Product Features

Jurisdiction agrees to sell permits online through the ePermitting Portal. Jurisdiction agrees to offer online and IVR inspection scheduling for permits in an appropriate status.

Jurisdiction agrees to offer online submittal of plan documents at appropriate point(s) in the application process as dictated by the Jurisdiction's workflow associated with each record type.

Permit Numbering Scheme.

As a full-service participant, Jurisdiction agrees to include the pre-assigned three digit prefix to all permits covered by and processed through ePermitting system. Permits for any supplemental products purchased through Accela, hosted in the State of Oregon environment and being serviced through the State of Oregon ePortal must also use the three-digit prefix in the permit number. Permits for supplemental products purchased through Accela that will not be hosted or maintained on the Oregon platform and that are not serviced through the State of Oregon ePortal are not required to use the three-digit prefix.

Status and Result Codes.

All status and result codes such as inspections, plan review, permit issuance status will be pursuant to a statewide uniform system. Jurisdiction shall only use the uniform status and result codes.

Inspection Codes.

Inspection types for code required inspections must be consistent throughout the state. Unique inspection types must be requested through and assigned by the ePermitting staff.

Supplemental Products Purchased by Jurisdiction through Accela.

Any supplemental product such as, but not limited to, Land Use, Enforcement, Licensing, or

IGA# PO-44000-00031157

other services, may be licensed directly to Jurisdiction by Accela. Support services for the supplemental products fall outside of the scope of this Intergovernmental Agreement and are therefore provided through direct agreement with Accela or other service provider. Installation of supplemental products onto the State hosted servers cannot occur before the State ePermitting team begins active development of the building permitting module.

Version (Product) updates.

Migration from one product version of Accela Automation to another product version will be regulated and coordinated through BCD. Supplemental products will be required to migrate to the same version of the product at the same time as the product version for the building product module. After implementation, Jurisdiction is required to test the configuration against new versions of the product in the timeframe specified by BCD.

**Exhibit B
Software License Agreement**

Note: DCBS through the ePermit Contract has the right to permit Jurisdictions to use the ePermit System software as set forth in Exhibit G, License Agreement, of the ePermit Contract. While the entire software license agreement between the State and Accela, Inc., including the added language in Amendment 7, has been provided here for continuity and ease of use, a participating city or county is only bound by Sections 3.1, 3.2, and 4 as specified in this Agreement.

- | | |
|---|---|
| <p>1. Parties ACCELA
Accela, Inc.

2633 Camino Ramon, Suite
120 Bishop Ranch 3
San Ramon, California
94583 Attention: Contracts
Administration T: 925.659.3200
F: 925.407.2722
e-Mail: contractsadmin@accela.com</p> | <p>CUSTOMER
State of Oregon
Department of Consumer & Business
Services P.O. Box 14470
Salem, OR 97309
Attention: Building Codes
Division T: (503)378-4100 F:
(503)378-3989
e-Mail: chris.s.huntington@state.or.us</p> |
|---|---|

This License Agreement ("LA") is intended for the exclusive benefit of the Parties; except as expressly stated herein, nothing will be construed to create any benefits, rights, or responsibilities in any other parties.

2. Term and Termination

2.1 Term Provided that Customer signs and returns this LA to **Accela no later than August 8, 2008**, this LA is effective as of the date of Customers signature ("Effective Date") and will continue until terminated as provided herein.

Commented [CK1]: 2008?

2.2 Termination Either party may terminate if the other party materially breaches this LA and, after receiving a written notice describing the circumstances of the default, fails to correct the breach within thirty (30) calendar days. Upon any termination or expiration of this LA, all rights granted to Customer are cancelled and revert to Accela.

3 Intellectual Property

3.1 License The software products ("Software") listed in Exhibit A are protected under the laws of the United States and the individual states and by international treaty provisions. Accela retains full ownership in the Software and grants to Customer a perpetual, limited, nonexclusive, nontransferable license to use the Software, subject to the following terms and conditions:

3.1.1 The Software is provided for use only by Customer employees. For the purposes of subsections 3.1, 3.2 and Sections 4 of this LA, Customer means: i)

the individual Jurisdiction with respect to its use of the Software, provided that the licensing fee has been paid for such Jurisdiction, and ii) the State of Oregon acting by and through its Department of Consumer and Business Services with respect to its use of the Software.

- 3.1.2 The Software may be installed on one or more computers but may not be used by more than the number of users for which the Customer has named user licenses. For the purposes of this License Agreement, the Customer has unlimited use, per department, of any license covered by this agreement. The Software is deemed to be in use when it is loaded into memory in a computer, regardless of whether a user is actively working with the Software. Accela may audit Customer's use of the Software to ensure that Customer has paid for an appropriate number of licenses. Should the results of any such audit indicate that Customer's use of the Software exceeds its licensed allowance, Customer agrees to pay all costs of its overuse as determined using Accela's then-current pricing; any such assessed costs will be due and payable by Customer upon assessment. Customer agrees that Accela's assessment of overuse costs pursuant to this Subsection is not a waiver by Accela of any other remedies available to Accela in law and equity for Customer's unlicensed use of the Software.
- 3.1.3 Customer may make backup copies of the Software only to protect against destruction of the Software. With exception of the Entity Relationship Diagram and any other documentation reasonably-designated and specifically-marked by Accela as trade secret information not for distribution, Customer may copy Accela's documentation for use by those persons described in section 3.1.1, supra, provided that such use is for business purposes not inconsistent with the terms and conditions of this Licensing Agreement. "Trade Secret" has the meaning set forth in ORS 192.501(2)
- 3.1.4 Customer may not make any form of derivative work from the Software, although Customer is permitted to develop additional or alternative functionality for the Software using tools and/or techniques licensed to Customer by Accela.
- 3.1.5 Customer may not obscure, alter, or remove any confidentiality or proprietary rights notices.
- 3.1.6 Subject to the limitations of Article XI, § 7 of the Oregon Constitution and the Oregon Tort Claims Act (**ORS 30.260 through 30.300**), Customer is liable to Accela for any direct damages incurred as the result of unauthorized reproduction or distribution of the Software which occur while the Software is in Customer's possession or control.
- 3.1.7 Customer may use the Software only to process transactions relating to properties within both its own geographical and political boundaries and in counties contiguous to Oregon with populations below 100,000. Customer

may not sell, rent, assign, sublicense, lend, or share any of its rights under this LA.

- 3.1.8 Customer is entitled to receive the Software compiled (object) code and is licensed to use any data code produced through implementation and/or normal operation of the Software; Customer is not entitled to receive source code for the Software except pursuant to an Intellectual Property Escrow Agreement, which may be executed separately by the Parties. Accela and Customer will execute an Intellectual Property Escrow Agreement within 30 days of Contract execution.
- 3.1.9 All rights not expressly granted to Customer are retained by Accela.
- 3.1.10 Customers are allowed unlimited use, per department, of software products listed in Exhibit A, for in-scope record type categories defined in Attachment 1 to this LA In addition, each customer is allowed five (5) additional record types for activities that fall outside of the in-scope record type categories defined in Attachment 1 to this L.A., are delivered under the Building Department and are submitted to and approved by DCBS.

3.2 License Warranties

- 3.2.1 Accela warrants that it has full power and authority to grant this license and that, as of the effective date of this LA, the Software does not infringe on any existing intellectual property rights of any third party. If a third party claims that the Software does infringe, Accela may, at its sole option, secure for Customer the right to continue using the Software or modify the Software so that it does not infringe. Accela expressly agrees to defend, indemnify, and hold Customer harmless from any and all claims, suits, actions, losses, liabilities, costs, expenses, including attorneys fees, and damages arising out of or related to any claims that the Software, or the Customers use thereof, infringes any patent, copyright, trade secret, trademark, trade dress, mask work, utility design, or other proprietary right of any third party; provided, that Customer shall provide Accela with prompt written notice of any infringement claim. Accela will have the sole right to conduct the defense of any legal action and all negotiations for its settlement or compromise; provided, however, Accela shall not settle any claim against the Customer with the consent of Customer.
- 3.2.2 Accela has no obligation for any claim based upon a modified version of the Software or the combination or operation of the Software with any product, data, or apparatus not provided by Accela, with the exception of those products identified in Exhibit J. Accela provides no warranty whatsoever for any third-party hardware or software products.
- 3.2.3 Except as expressly set forth herein, Accela disclaims any and all express

and implied warranties, including but not necessarily limited to warranties of merchantability and fitness for a particular purpose.

3.3 Compensation

3.3.1 License Fees In exchange for the Software described hereinabove, Customer will pay to Accela the amounts indicated in Exhibit A3.

Commented [CK2]: I'm not sure what/where this A3 is. What fees do we owe Accela?

3.3.2 Payment Terms Amounts are quoted in United States dollars and do not include applicable taxes, if any. The payment terms of all invoices are net forty-five (45) calendar days from the dates of the invoices. Any payment not paid to Accela within said period will incur a late payment in an amount equal to two-thirds of one percent (.66%) per month (eight percent (8% per annum), on the outstanding balance from the billing date. Accela may, at its sole discretion, suspend its obligations hereunder without penalty until payments for all past-due billings have been paid in full by Customer. All payments to Contractor are subject to ORS 293.462

4. Confidentiality

4.1 Confidentiality and Nondisclosure. Each party acknowledges that it and its employees or agents may, in the course of performing its responsibilities under this LA, be exposed to or acquire information that is confidential to the other party or the other party's clients. Any and all information clearly marked confidential, or identified as confidential in a separate writing as confidential provided by one party or its employees or agents in the performance of this LA shall be deemed to be confidential information of the other party ("Confidential Information"). Any reports or other documents or items (including software) which result from the use of the Confidential Information by the recipient of such information shall be treated with respect to confidentiality in the same manner as the Confidential Information. Confidential Information shall be deemed not to include information that (a) is or becomes (other than by disclosure by the party acquiring such information) publicly known or is contained in a publicly available document; (b) is furnished by the party disclosing such information to others without restrictions similar to those imposed by this LA; (c) is rightfully in the receiving party's possession without the obligation of nondisclosure prior to the time of its disclosure under this LA; (d) is obtained from a source other than the discloser without the obligation of confidentiality, (e) is disclosed with the written consent of the disclosing party, or; (f) is independently developed by employees or agents of the receiving party who can be shown to have had no access to the Confidential Information.

4.2 The recipient of Confidential Information agrees to hold Confidential Information in strict confidence, using at least the same degree of care that it uses in maintaining the confidentiality of its own Confidential Information, and not to copy, reproduce,

sell, assign, license, market, transfer or otherwise dispose of, give or disclose Confidential Information to third parties or use Confidential Information for any purposes whatsoever other than as contemplated by this LA or reasonably related thereto, including without limitation the use by Customer of Accela who need to access or use the System for any valid business purpose, and to advise each of its employees and Accela of their obligations to keep Confidential Information confidential.

- 4.3 Each party shall use commercially reasonable efforts to assist the other in identifying and preventing any unauthorized use or disclosure of any Confidential Information. Without limitation of the foregoing, each party shall advise the other immediately in the event it learns or has reason to believe that any person who has had access to Confidential Information has violated or intends to violate the terms of this LA and each party will at its expense cooperate with the other in seeking injunctive or other equitable relief in the name of the other against any such person.
- 4.4 Each party agrees that, except as provided in this LA or directed by the other, it will not at any time during or after the term of this LA disclose, directly or indirectly, any Confidential Information to any person, and that upon termination of this LA each party will turn over to the other all documents, papers and other matter in its possession which embody Confidential Information.
- 4.5 Each party acknowledges that breach of this Article VIII, including disclosure of any Confidential Information will give rise to irreparable injury which is inadequately compensable in damages. Accordingly, each party may seek and obtain injunctive relief against the breach or threatened breach of the foregoing undertakings, in addition to any other legal remedies that may be available. Each party acknowledges and agrees that the covenants contained herein are necessary for the protection of the legitimate business interests of the other and are reasonable in scope and content.
- 4.6 Customers obligations under this Article VIII shall be subject to the Oregon Public Records Laws, ORS 192.410 through ORS 192.505.

IGA# PO-44000-00031157

Exhibit C
ePermitting Contract

The ePermitting contract is available, upon request, for the Jurisdiction to review.

Exhibit D

Work Order Contract

Under the terms and conditions of the ePermit System Agreement, DCBS may enter into a Work Order Contract for implementation services. Should implementation services be used for the implementation of a specific participating city or county, the provisions of that agreement will be provided here.

A Work Order Contract is not being used to implement this jurisdiction.

EXHIBIT E
IMPLEMENTATION
OREGON STANDARD MODEL

Third Party Components

The ePermitting system contains multiple components created and licensed by third parties. BCD cannot guarantee the continued support of these components, and may have to make changes to the system based upon changes made by the third party providers. BCD will provide prompt notice to Jurisdiction upon becoming aware of any necessary changes and will work to provide solutions with the least possible disruption of system usage.

Oregon Standard Model (OSM) includes:

- Standard Model Permits (records):
 - Commercial Agricultural Equine
 - Commercial Alarm Suppression Systems
 - Commercial & Residential Deferred Submittal
 - Commercial & Residential Demolition
 - Commercial & Residential Electrical
 - Commercial & Residential Investigation
 - Commercial & Residential Mechanical
 - Commercial & Residential Phased
 - Commercial & Residential Plumbing
 - Commercial RV Park or Manufactured Home Park
 - Commercial & Residential Structural
 - Commercial & Residential Research
 - Master Electrical Permits
 - Inquiry
 - Post Disaster
 - Residential 1 & 2 Family Dwelling
 - Residential Manufactured Dwelling
- Standard Model Reports include:
 - Application About to Expire (List and Letters to Applicant and Owner)
 - Permit About to Expire ((List and Letters to Applicant and Owner)
 - Usage
 - Configuration Reports
 - Fee by Account (Summary & Detail)
 - Invoice
 - Out of Balance
 - Payments Applied
 - Payments Not Applied

- Refunds Issued
- Payments Received
- Payments Summary
- School Construction Excise Tax
- Inspection Correction Notice
- Inspection Summary
- Inspections Assigned
- Recent Inspection Activity
- Monthly Permit Summary
- Monthly Permits Issued
- Monthly Permits Issued Valuation Report
- State Surcharge
- State Surcharge Details
- Balance Due
- Building Application
- Building Permit
- Certificate of Occupancy
- Fee Estimate
- Fee by Record
- Phased Authorization to Begin Work
- Plan Review Checklist
- Temporary Certificate of Occupancy
- Work Authorization
- Receipt

Use of “Consistent Form and Fee Methodology”

Use of Elavon “Converge” payment processor with US Bank for internet credit card processing in Accela Citizen Access (ACA); jurisdiction opens and maintains its own account.

- Optional Modules:
 - Onsite
 - Planning Tracking
 - Code Enforcement
 - Public Works

The first time these optional modules are implemented, BCD will provide implementation services at no cost. If for any reason these optional modules need to be reimplemented, BCD may invoice Jurisdiction for the reasonable costs of the implementation. Costs will depend upon the complexity of the work, but will not exceed \$5,000 per module implemented. BCD and Jurisdiction will agree on the costs prior to any implementation.

Oregon Standard Model Implementation includes:

- Importing jurisdiction’s fee schedule into Accela
- Data conversion from jurisdiction’s database

- ePermitting will provide documentation about how the data is to be formatted for loading
- ePermitting will work with jurisdiction to map the data from existing permitting system to Accela
- Jurisdiction is responsible for extracting data from existing system
- Address, Parcel, Owner Database Load
 - ePermitting will provide documentation about data format requirements
 - Jurisdiction will provide files containing Address, Parcel, Owner reference data for loading into ePermitting database
- Interfaces to Jurisdiction Systems (optional)
 - Financial
 - ePermitting will provide files with specified fields for interfaces to jurisdiction's on site systems
 - Jurisdiction will upload the files into their on site system
 - GIS
 - ESRI ArcGIS Server 10 or ESRI ArcGIS Server 10 sp 1
 - Future versions of Accela Software may require upgrades to ESRI software to maintain interface operability
- Training
 - ePermitting provides online weekly training via video conference.
 - Jurisdiction's "super users" will train other jurisdictional employees.
 - ePermitting will attend jurisdictions Go Live in person.
- Coordination with Accela
 - If Jurisdiction purchases other modules, such as Planning or Code Enforcement, directly from Accela and has them implemented by Accela, an independent contractor or by Jurisdiction staff, Jurisdiction must coordinate that implementation with ePermitting.
 - Coordination with ePermitting means including ePermitting staff in project management meetings with Jurisdiction and the party implementing the other modules.

IMPLEMENTATION OVERVIEW

The following list is a distilled version of the major tasks associated with implementation of ePermitting. The tasks run concurrently and can take varying amounts of time, however, this is a look at the things that Jurisdiction must complete. Of this list, testing is the major responsibility that will take some time to complete. The more thoroughly the Jurisdiction tests the system before Go Live, the smoother the transition will be when ePermitting begins.

Start Up

- Sign IGA
- Send "Contact Information" document and Logo
- Scan and send copies of permit applications
- Provide "Roles and Responsibilities" Document

Training

- Have "super users" complete all of the online training
- Assign targeted online training to specific staff

Finances

- Fill in the three financial documents:
 - General Accounting Practices
 - Settling & Balancing Procedures
 - Refunds
- Provide Project Manager with fee information
- Test fees that have been configured in the database
- Choose data to be included in financial interface,
 - Create or link an ftp site to which the financial data will be uploaded
 - Test and approve the transfer of data through the ftp site and into the financial system
- Set up a Converge account 1-2 weeks before Jurisdiction's Go Live date.

Addresses

- Work with APO specialist to determine the requirements for the address/parcel file that will be loaded into Jurisdiction's ePermitting database
- Provide the address file to APO specialist
- Test the addresses that are loaded into Jurisdiction's database
- Approve the addresses in Jurisdiction's database

Configuration

- Provide User spreadsheet and Inspector profiles

IGA# PO-44000-00031157

- Test applications
- Test workflow
- Test inspections

Data Conversion

- Talk with Project Manager about data conversion
- Determine which permits are open
- Map data
- Fill in conversion tables
- Test the converted data
- Approve the converted data

Reports

- Examine the existing reports
- If there are additional reports that you desire, discuss them with your Project Manager
- If additional reports are built, then test and approve them

IVR

- Fill out Set Up document and return to Project Manager
- Test and approve IVR

Training Overview

- Home Screen and Records Portlet
 - Orientation to Portlets – User, Quick Links, Alerts or My Tasks, Record List/Detail, My Navigation, and Reports
 - Alerts portlet – incoming ACA
 - Searching, sorting, CSV export, Quick Queries
 - My Navigation vs Go To dropdown menu
- Applications
 - Starting new records from the Back Office
 - Four A's: APPO address/parcel/owner, ASI application specific information, Applicant, Automation of fees
 - Printing an application
- Fees
 - Adding and Invoicing fees – NEW fees DELETE vs. INVOICED fees VOID
 - Invoiced fees and ACA
 - Making payment and CASH payment types – best practice (payor, recording actual payment amount/change)
 - Partial payment (applying monies) and Pay More function
 - Printing/Emailing receipts – generating Invoice – reprinting from Documents
- Workflow – Permit Lifecycle
 - Workflow statuses – advancing workflow, TSI task specific info, record status relationship
 - Withdrawn vs Void
 - Parallel tasks at Ready for Plan Review
 - Automated emails notification from Workflow
 - Supervisor function
 - Auto-close of EMP at Final Inspection sign-off (optional)
 - Workflow history – show where it's at, what's included
- Special Record Types
 - Revision vs Additional Info Requested
 - Deferred submittals
 - Phased permitting
 - Temp C of O
 - C of O
 - CSC Certificate of Satisfactory Completion
 - Required elements for C of O – how to correct and rerun report
- Data Management
 - Cloning vs Copying

- Related records – at Intake, thru Cloning, after the fact
- Sets – 3 ways to create – Sets portlet, Record List, Related Records
- Conditions

- Reference Data
 - Reference vs Transactional – importance of making corrections and where, Synch to Reference option
 - People reference
 - APO reference – Inspection Districts, Parcel Attributes that should stop issuance

- “Day in the Life” walk-through
 - Alerts for Permit Techs and My Tasks for Inspectors/Plans Examiners

- Inspections
 - Daily load and printing Inspection Slips
 - Assigning, reassigning, canceling, deleting if unnecessary for Final
 - Resulting – introduce options for resulting (back office, Inspector App, IVR)

- Reports
 - Demonstrate what reports are available – Financial, Stats, State Surcharge
 - Quick Queries – information only, not training (as time allows)
 - Ad-hoc – information only, not training (as time allows)

- Advanced Money
 - Change in valuation
 - Making fee changes – Voiding fees to Credit – adding/voiding fee items that impact State Surcharge – show Assess Fee History and Payment History
 - Exceptional payment types
 - Financial batch file –reconciling exceptional payment types and transfers - account codes/GL and Agency financial process
 - Cash Balancing

- SCHEDULE - Contractor Training (in the field) – Coordinated and provided by Jerod Broadfoot at the Agency location*
- SCHEDULE - EDR (in the field)*

STAFF MEMORANDUM

To: The Woodburn City Council
From: Scott Derickson, City Administrator

Regarding – Consent Calander/Monthly Financial Report

Attached for your review and acceptance are the monthly Financial Reports that include Year-to-Date Expenditure and Revenues for all funds, the Accounts Payable Report and the Cash and Investment Reconciliation Report. Placement of up to date monthly Financial Reports on the City Council's Consent Agenda will occur on a monthly basis.

As always, if you have comments or questions, please do not hesitate contact me.

Year-to-Date Expenditures for All Funds



Monthly Expenditure Report All Funds

Fiscal Year to Date 02/29/24
Exclude Rollup Account

Account	Account Description	Adopted Budget	Budget Amendments	Amended Budget	Current Month Transactions	YTD Encumbrances	YTD Transactions	Budget - YTD Transactions	% Used/ Rec'd	Prior Year YTD
Fund 001 - General Fund										
Department 101 - Administration										
EXPENSE										
<i>Personnel Services</i>										
5111	Regular Wages	876,340.00	.00	876,340.00	78,031.33	.00	534,394.41	341,945.59	61	513,421.76
5112	Part-Time Wages	64,920.00	.00	64,920.00	1,152.79	.00	15,047.25	49,872.75	23	8,436.43
5121	Overtime	6,020.00	.00	6,020.00	63.12	.00	1,981.05	4,038.95	33	3,117.95
5211	OR Workers' Benefit	210.00	.00	210.00	11.30	.00	95.72	114.28	46	102.66
5212	Social Security	72,320.00	.00	72,320.00	6,091.78	.00	39,244.12	33,075.88	54	42,036.11
5213	Med & Dent Ins	142,970.00	.00	142,970.00	13,766.29	.00	84,363.81	58,606.19	59	81,120.08
5214	Retirement	.00	.00	.00	.00	.00	(3,145.01)	3,145.01	+++	.00
5214.100	PERS - City	166,630.00	.00	166,630.00	11,473.34	.00	95,324.42	71,305.58	57	70,842.21
5214.600	PERS 6%	52,930.00	.00	52,930.00	4,035.49	.00	29,503.62	23,426.38	56	29,640.55
5214.800	DEFERED COMP - CITY	41,190.00	.00	41,190.00	3,281.21	.00	28,608.29	12,581.71	69	26,839.68
5215	Long Term Disability Ins	1,510.00	.00	1,510.00	127.01	.00	819.10	690.90	54	958.39
5216	Unemployment Insurance	12,360.00	.00	12,360.00	1,030.18	.00	7,168.52	5,191.48	58	5,816.42
5217	Life Insurance	970.00	.00	970.00	82.14	.00	532.20	437.80	55	614.03
5218	Paid Family Leave Insurance	3,770.00	.00	3,770.00	289.98	.00	2,031.44	1,738.56	54	374.93
<i>Personnel Services Totals</i>		\$1,442,140.00	\$0.00	\$1,442,140.00	\$119,435.96	\$0.00	\$835,968.94	\$606,171.06	58%	\$783,321.20
<i>Materials & Services</i>										
5314	Books	9,000.00	.00	9,000.00	664.46	2,657.84	6,312.68	29.48	100	4,429.74
5315	Computer Supplies	500.00	.00	500.00	.00	.00	.00	500.00	0	.00
5319	Office Supplies	29,000.00	.00	29,000.00	2,020.16	513.25	12,075.43	16,411.32	43	20,747.27
5329	Other Supplies	.00	.00	.00	.00	.00	246.87	(246.87)	+++	93.10
5412	Legal	30,000.00	.00	30,000.00	.00	.00	.00	30,000.00	0	.00
5414	Accounting/Auditing	25,000.00	.00	25,000.00	5,600.00	.00	21,830.00	3,170.00	87	17,640.00
5417	HR/Other Employee Expenses	3,500.00	.00	3,500.00	.00	.00	3,495.28	4.72	100	2,305.89
5419	Other Professional Serv	72,000.00	.00	72,000.00	2,800.64	11,654.32	38,263.63	22,082.05	69	34,330.53
5421	Telephone/Data	8,300.00	.00	8,300.00	215.42	969.65	6,230.13	1,100.22	87	7,160.57
5422	Postage	4,630.00	.00	4,630.00	449.36	.00	2,479.75	2,150.25	54	2,873.55
5424	Advertising	500.00	.00	500.00	.00	.00	.00	500.00	0	.00
5428	IT Support	223,650.00	.00	223,650.00	18,637.50	.00	149,100.00	74,550.00	67	129,920.00
5430	Red Light Camera Contract	180,000.00	.00	180,000.00	11,211.00	96,468.00	83,532.00	.00	100	71,049.00
5432	Meals	4,270.00	.00	4,270.00	.00	.00	3,046.91	1,223.09	71	1,221.31
5433	Mileage	3,510.00	.00	3,510.00	.00	.00	1,570.83	1,939.17	45	1,335.38
5439	Travel	9,350.00	.00	9,350.00	.00	.00	3,531.44	5,818.56	38	6,949.23
5446	Software Licenses	6,700.00	.00	6,700.00	.00	.00	5,268.58	1,431.42	79	5,503.36
5449	Leases - Other	1,150.00	.00	1,150.00	.00	.00	.00	1,150.00	0	.00
5464	Workers' Comp	2,570.00	.00	2,570.00	214.17	.00	1,713.36	856.64	67	1,866.64
5471	Equipment Repair & Maint	920.00	.00	920.00	.00	.00	.00	920.00	0	.00
5485	Leadership Development	20,000.00	.00	20,000.00	300.00	630.00	9,384.66	9,985.34	50	1,155.00



Monthly Expenditure Report All Funds

Fiscal Year to Date 02/29/24
Exclude Rollup Account

Account	Account Description	Adopted Budget	Budget Amendments	Amended Budget	Current Month Transactions	YTD Encumbrances	YTD Transactions	Budget - YTD Transactions	% Used/ Rec'd	Prior Year YTD
Fund 001 - General Fund										
Department 101 - Administration										
EXPENSE										
<i>Materials & Services</i>										
5491	Dues & Subscriptions	19,900.00	.00	19,900.00	326.99	.00	8,752.05	11,147.95	44	11,215.27
5492	Registrations/Training	43,500.00	.00	43,500.00	217.98	.00	15,177.96	28,322.04	35	11,122.93
5493	Printing/Binding	3,100.00	.00	3,100.00	.00	.00	55.00	3,045.00	2	1,779.62
5500	Banking Fees & Charges	66,160.00	.00	66,160.00	6,439.70	.00	36,703.82	29,456.18	55	11,477.86
<i>Materials & Services Totals</i>		\$767,210.00	\$0.00	\$767,210.00	\$49,097.38	\$112,893.06	\$408,770.38	\$245,546.56	68%	\$344,176.25
EXPENSE TOTALS		\$2,209,350.00	\$0.00	\$2,209,350.00	\$168,533.34	\$112,893.06	\$1,244,739.32	\$851,717.62	61%	\$1,127,497.45
Department 101 - Administration Totals		(\$2,209,350.00)	\$0.00	(\$2,209,350.00)	(\$168,533.34)	(\$112,893.06)	(\$1,244,739.32)	(\$851,717.62)	61%	(\$1,127,497.45)



Monthly Expenditure Report All Funds

Fiscal Year to Date 02/29/24
Exclude Rollup Account

Account	Account Description	Adopted Budget	Budget Amendments	Amended Budget	Current Month Transactions	YTD Encumbrances	YTD Transactions	Budget - YTD Transactions	% Used/ Rec'd	Prior Year YTD
Fund 001 - General Fund										
Department 125 - Economic Development										
EXPENSE										
<i>Personnel Services</i>										
5111	Regular Wages	129,900.00	.00	129,900.00	10,225.93	.00	78,910.40	50,989.60	61	75,252.20
5112	Part-Time Wages	.00	.00	.00	.00	.00	3,348.25	(3,348.25)	+++	.00
5121	Overtime	.00	.00	.00	102.06	.00	897.57	(897.57)	+++	135.66
5211	OR Workers' Benefit	30.00	.00	30.00	2.15	.00	18.52	11.48	62	15.64
5212	Social Security	10,330.00	.00	10,330.00	785.04	.00	6,340.73	3,989.27	61	6,261.50
5213	Med & Dent Ins	17,930.00	.00	17,930.00	1,601.94	.00	11,283.93	6,646.07	63	12,965.60
5214.100	PERS - City	22,700.00	.00	22,700.00	1,788.36	.00	13,762.23	8,937.77	61	10,947.30
5214.600	PERS 6%	7,790.00	.00	7,790.00	643.68	.00	4,953.23	2,836.77	64	4,861.93
5214.800	DEFERED COMP - CITY	5,200.00	.00	5,200.00	399.94	.00	3,165.89	2,034.11	61	3,098.49
5215	Long Term Disability Ins	240.00	.00	240.00	20.23	.00	143.55	96.45	60	129.39
5216	Unemployment Insurance	1,690.00	.00	1,690.00	134.25	.00	1,080.68	609.32	64	857.28
5217	Life Insurance	150.00	.00	150.00	12.96	.00	91.84	58.16	61	83.92
5218	Paid Family Leave Insurance	520.00	.00	520.00	35.76	.00	301.80	218.20	58	51.14
<i>Personnel Services Totals</i>		\$196,480.00	\$0.00	\$196,480.00	\$15,752.30	\$0.00	\$124,298.62	\$72,181.38	63%	\$114,660.05
<i>Materials & Services</i>										
5315	Computer Supplies	500.00	.00	500.00	.00	.00	.00	500.00	0	.00
5319	Office Supplies	26,700.00	.00	26,700.00	174.38	.00	1,352.76	25,347.24	5	5,739.26
5329	Other Supplies	.00	.00	.00	28.00	.00	8,983.94	(8,983.94)	+++	.00
5419	Other Professional Serv	242,000.00	.00	242,000.00	2,230.84	4,391.20	70,401.80	167,207.00	31	30,144.86
5421	Telephone/Data	2,200.00	.00	2,200.00	6.47	242.75	1,550.83	406.42	82	1,593.19
5422	Postage	300.00	.00	300.00	.00	.00	.63	299.37	0	25.93
5428	IT Support	16,500.00	.00	16,500.00	1,375.00	.00	11,000.00	5,500.00	67	2,800.00
5432	Meals	500.00	.00	500.00	68.90	.00	526.82	(26.82)	105	1,586.83
5433	Mileage	850.00	.00	850.00	.00	.00	310.47	539.53	37	.00
5439	Travel	2,500.00	.00	2,500.00	575.00	.00	1,155.32	1,344.68	46	2,102.57
5464	Workers' Comp	220.00	.00	220.00	18.33	.00	146.64	73.36	67	160.00
5491	Dues & Subscriptions	9,690.00	.00	9,690.00	565.00	.00	9,532.34	157.66	98	8,313.63
5492	Registrations/Training	6,900.00	.00	6,900.00	915.00	.00	5,302.99	1,597.01	77	4,548.99
5520	Grant Program	325,000.00	.00	325,000.00	.00	.00	.00	325,000.00	0	65.00
<i>Materials & Services Totals</i>		\$633,860.00	\$0.00	\$633,860.00	\$5,956.92	\$4,633.95	\$110,264.54	\$518,961.51	18%	\$57,080.26
EXPENSE TOTALS		\$830,340.00	\$0.00	\$830,340.00	\$21,709.22	\$4,633.95	\$234,563.16	\$591,142.89	29%	\$171,740.31
Department 125 - Economic Development Totals		(\$830,340.00)	\$0.00	(\$830,340.00)	(\$21,709.22)	(\$4,633.95)	(\$234,563.16)	(\$591,142.89)	29%	(\$171,740.31)



Monthly Expenditure Report All Funds

Fiscal Year to Date 02/29/24
Exclude Rollup Account

Account	Account Description	Adopted Budget	Budget Amendments	Amended Budget	Current Month Transactions	YTD Encumbrances	YTD Transactions	Budget - YTD Transactions	% Used/ Rec'd	Prior Year YTD
Fund 001 - General Fund										
Department 199 - Non-departmental										
EXPENSE										
<i>Materials & Services</i>										
5319	Office Supplies	8,500.00	.00	8,500.00	190.72	1,668.12	17,140.82	(10,308.94)	221	8,378.12
5329	Other Supplies	6,000.00	.00	6,000.00	.00	.00	1,462.94	4,537.06	24	2,344.41
5417	HR/Other Employee Expenses	1,000.00	.00	1,000.00	.00	.00	1,949.23	(949.23)	195	61.14
5419	Other Professional Serv	257,000.00	260,000.00	517,000.00	46,100.00	212,607.53	258,603.70	45,788.77	91	47,910.69
5419.201	ToT Grants	65,000.00	.00	65,000.00	.00	.00	65,000.00	.00	100	60,000.00
5419.723	Rental Assistance Program	.00	.00	.00	.00	.00	.00	.00	+++	69,159.69
5422	Postage	1,700.00	.00	1,700.00	145.92	.00	1,485.17	214.83	87	1,134.33
5425	Publication of Legal Note	2,000.00	.00	2,000.00	521.30	.00	1,445.09	554.91	72	.00
5429	Other Communication Serv	12,500.00	.00	12,500.00	.00	.00	5,988.00	6,512.00	48	7,225.00
5449	Leases - Other	.00	.00	.00	411.90	1,256.22	3,004.76	(4,260.98)	+++	.00
5459.001	CRC Expenses	100,000.00	.00	100,000.00	7,557.33	2,998.24	24,728.34	72,273.42	28	34,162.48
5463	Property/Earthquake Insurance	16,680.00	.00	16,680.00	1,390.00	.00	11,120.00	5,560.00	67	10,940.00
5465	General Liability Insurance	50,100.00	.00	50,100.00	4,175.00	.00	33,400.00	16,700.00	67	32,960.00
5481	Utility Assistance Program	40,000.00	.00	40,000.00	.00	.00	25,000.00	15,000.00	62	17,500.00
5491	Dues & Subscriptions	40,000.00	.00	40,000.00	.00	.00	39,344.16	655.84	98	36,934.68
5492	Registrations/Training	2,000.00	.00	2,000.00	.00	.00	.00	2,000.00	0	.00
5520	Grant Program	482,200.00	450,000.00	932,200.00	7,613.06	.00	192,373.81	739,826.19	21	68,085.00
<i>Materials & Services Totals</i>		\$1,084,680.00	\$710,000.00	\$1,794,680.00	\$68,105.23	\$218,530.11	\$682,046.02	\$894,103.87	50%	\$396,795.54
<i>Transfers Out</i>										
5811.110	Transfer to Transit	100,000.00	.00	100,000.00	8,333.33	.00	66,666.64	33,333.36	67	100,000.00
5811.358	Transfer to General Cap Const Fund	66,470.00	.00	66,470.00	.00	.00	20,610.00	45,860.00	31	248,690.00
5811.693	Transfer to Reserve for PERS	.00	.00	.00	.00	.00	.00	.00	+++	82,493.36
<i>Transfers Out Totals</i>		\$166,470.00	\$0.00	\$166,470.00	\$8,333.33	\$0.00	\$87,276.64	\$79,193.36	52%	\$431,183.36
EXPENSE TOTALS		\$1,251,150.00	\$710,000.00	\$1,961,150.00	\$76,438.56	\$218,530.11	\$769,322.66	\$973,297.23	50%	\$827,978.90
Department 199 - Non-departmental Totals		(\$1,251,150.00)	(\$710,000.00)	(\$1,961,150.00)	(\$76,438.56)	(\$218,530.11)	(\$769,322.66)	(\$973,297.23)	50%	(\$827,978.90)



Monthly Expenditure Report All Funds

Fiscal Year to Date 02/29/24
Exclude Rollup Account

Account	Account Description	Adopted Budget	Budget Amendments	Amended Budget	Current Month Transactions	YTD Encumbrances	YTD Transactions	Budget - YTD Transactions	% Used/ Rec'd	Prior Year YTD
Fund 001 - General Fund										
Department 211 - Police										
EXPENSE										
<i>Personnel Services</i>										
5111	Regular Wages	4,724,300.00	.00	4,724,300.00	366,084.39	.00	2,869,837.62	1,854,462.38	61	2,704,435.71
5112	Part-Time Wages	21,730.00	.00	21,730.00	1,696.49	.00	16,546.33	5,183.67	76	7,108.80
5121	Overtime	191,130.00	.00	191,130.00	13,112.11	.00	161,183.77	29,946.23	84	136,546.20
5211	OR Workers' Benefit	1,000.00	.00	1,000.00	68.06	.00	564.60	435.40	56	583.65
5212	Social Security	382,120.00	.00	382,120.00	28,855.93	.00	230,511.26	151,608.74	60	227,726.86
5213	Med & Dent Ins	950,900.00	.00	950,900.00	76,787.18	.00	553,960.58	396,939.42	58	542,234.52
5214	Retirement	.00	.00	.00	.00	.00	(453.26)	453.26	+++	.00
5214.100	PERS - City	1,060,480.00	.00	1,060,480.00	79,897.93	.00	653,494.89	406,985.11	62	543,778.26
5214.600	PERS 6%	294,910.00	.00	294,910.00	22,000.14	.00	178,733.79	116,176.21	61	170,967.30
5214.800	DEFERED COMP - CITY	75,780.00	.00	75,780.00	5,452.41	.00	38,524.75	37,255.25	51	36,295.86
5215	Long Term Disability Ins	8,220.00	.00	8,220.00	711.84	.00	5,026.26	3,193.74	61	4,706.63
5216	Unemployment Insurance	64,160.00	.00	64,160.00	4,951.62	.00	39,618.54	24,541.46	62	30,702.75
5217	Life Insurance	5,750.00	.00	5,750.00	480.08	.00	3,385.40	2,364.60	59	3,190.69
5218	Paid Family Leave Insurance	19,780.00	.00	19,780.00	1,384.81	.00	11,063.90	8,716.10	56	1,998.95
<i>Personnel Services Totals</i>		\$7,800,260.00	\$0.00	\$7,800,260.00	\$601,482.99	\$0.00	\$4,761,998.43	\$3,038,261.57	61%	\$4,410,276.18
<i>Materials & Services</i>										
5319	Office Supplies	7,500.00	.00	7,500.00	550.91	132.42	5,546.19	1,821.39	76	5,107.94
5323	Fuel	90,000.00	.00	90,000.00	5,870.54	.00	48,573.15	41,426.85	54	46,963.74
5324	Clothing	42,400.00	.00	42,400.00	1,303.34	441.07	26,441.20	15,517.73	63	41,062.34
5326	Safety/Medical	4,000.00	.00	4,000.00	.00	.00	550.70	3,449.30	14	2,872.29
5329	Other Supplies	28,000.00	.00	28,000.00	768.49	.00	23,064.07	4,935.93	82	16,638.41
5351	Ammunition	25,000.00	.00	25,000.00	.00	.00	28,032.95	(3,032.95)	112	19,254.17
5400	Code Abatement	3,000.00	.00	3,000.00	.00	.00	.00	3,000.00	0	.00
5415	Computer	120,000.00	.00	120,000.00	1,505.00	12,695.58	42,692.16	64,612.26	46	21,694.67
5417	HR/Other Employee Expenses	10,000.00	.00	10,000.00	.00	.00	4,523.50	5,476.50	45	6,544.98
5419	Other Professional Serv	26,000.00	.00	26,000.00	6,444.08	133.29	21,875.44	3,991.27	85	31,697.23
5420	Investigation Expenses	7,500.00	.00	7,500.00	.00	.00	.00	7,500.00	0	3,719.99
5421	Telephone/Data	35,000.00	.00	35,000.00	366.68	3,798.52	23,883.64	7,317.84	79	27,004.62
5422	Postage	8,000.00	.00	8,000.00	853.71	48.51	5,326.09	2,625.40	67	3,207.10
5424	Advertising	1,000.00	.00	1,000.00	.00	.00	607.39	392.61	61	75.00
5426	Contract Networks	10,000.00	.00	10,000.00	.00	.00	10,000.00	.00	100	9,828.14
5428	IT Support	498,010.00	.00	498,010.00	41,500.83	.00	332,006.64	166,003.36	67	296,646.64
5429	Other Communication Serv	537,200.00	.00	537,200.00	44,758.85	134,276.57	402,829.65	93.78	100	389,278.53
5439	Travel	22,000.00	.00	22,000.00	1,307.20	.00	11,321.13	10,678.87	51	9,619.16
5443	Office Equipment	4,500.00	.00	4,500.00	415.25	.00	3,192.79	1,307.21	71	1,592.57
5444	Leases - Vehicle	238,000.00	.00	238,000.00	6,881.98	.00	200,316.73	37,683.27	84	184,420.37
5449	Leases - Other	86,860.00	.00	86,860.00	194.84	627.23	85,518.79	713.98	99	84,358.05



Monthly Expenditure Report All Funds

Fiscal Year to Date 02/29/24
Exclude Rollup Account

Account	Account Description	Adopted Budget	Budget Amendments	Amended Budget	Current Month Transactions	YTD Encumbrances	YTD Transactions	Budget - YTD Transactions	% Used/ Rec'd	Prior Year YTD
Fund 001 - General Fund										
Department 211 - Police										
EXPENSE										
<i>Materials & Services</i>										
5451	Natural Gas	6,000.00	.00	6,000.00	665.03	.00	4,398.64	1,601.36	73	1,643.80
5452	Water/Sewer	900.00	.00	900.00	.00	.00	.00	900.00	0	.00
5453	Electricity	62,500.00	.00	62,500.00	6,406.23	.00	36,847.35	25,652.65	59	37,880.31
5461	Auto Insurance	29,280.00	.00	29,280.00	2,440.00	.00	19,520.00	9,760.00	67	20,540.00
5463	Property/Earthquake Insurance	10,390.00	.00	10,390.00	865.83	.00	6,926.64	3,463.36	67	6,946.64
5464	Workers' Comp	106,100.00	.00	106,100.00	8,841.68	.00	70,733.44	35,366.56	67	83,213.28
5465	General Liability Insurance	100,780.00	.00	100,780.00	8,398.34	.00	67,186.72	33,593.28	67	64,880.00
5471	Equipment Repair & Maint	35,000.00	.00	35,000.00	1,842.34	.00	9,293.46	25,706.54	27	4,946.15
5472	Buildings Repairs & Maint	23,100.00	.00	23,100.00	4,720.00	6,110.00	22,313.49	(5,323.49)	123	25,467.79
5475	Vehicle Repair & Maint	45,000.00	.00	45,000.00	9,514.90	131.00	28,417.55	16,451.45	63	26,493.26
5492	Registrations/Training	35,500.00	.00	35,500.00	1,681.63	.00	38,063.97	(2,563.97)	107	19,261.48
5493	Printing/Binding	11,000.00	.00	11,000.00	1,478.00	.00	3,861.00	7,139.00	35	4,350.83
<i>Materials & Services Totals</i>		\$2,269,520.00	\$0.00	\$2,269,520.00	\$159,575.68	\$158,394.19	\$1,583,864.47	\$527,261.34	77%	\$1,497,209.48
<i>Capital Outlay</i>										
5641	Office Furniture & Equip	30,000.00	.00	30,000.00	.00	.00	.00	30,000.00	0	.00
<i>Capital Outlay Totals</i>		\$30,000.00	\$0.00	\$30,000.00	\$0.00	\$0.00	\$0.00	\$30,000.00	0%	\$0.00
EXPENSE TOTALS		\$10,099,780.00	\$0.00	\$10,099,780.00	\$761,058.67	\$158,394.19	\$6,345,862.90	\$3,595,522.91	64%	\$5,907,485.66
Department 211 - Police Totals		(\$10,099,780.00)	\$0.00	(\$10,099,780.00)	(\$761,058.67)	(\$158,394.19)	(\$6,345,862.90)	(\$3,595,522.91)	64%	(\$5,907,485.66)



Monthly Expenditure Report All Funds

Fiscal Year to Date 02/29/24
Exclude Rollup Account

Account	Account Description	Adopted Budget	Budget Amendments	Amended Budget	Current Month Transactions	YTD Encumbrances	YTD Transactions	Budget - YTD Transactions	% Used/ Rec'd	Prior Year YTD
Fund 001 - General Fund										
Department 411 - Community Services										
EXPENSE										
<i>Personnel Services</i>										
5111	Regular Wages	1,266,770.00	.00	1,266,770.00	103,699.90	.00	730,387.90	536,382.10	58	670,616.30
5112	Part-Time Wages	207,890.00	.00	207,890.00	11,866.38	.00	98,923.99	108,966.01	48	63,939.89
5112.011	Instruction Wages	40,860.00	.00	40,860.00	688.00	.00	6,359.50	34,500.50	16	3,328.68
5112.012	Lifeguarding Wages	128,890.00	.00	128,890.00	4,948.69	.00	63,741.72	65,148.28	49	48,435.26
5112.014	Administration Wages	.00	.00	.00	.00	.00	.00	.00	+++	716.65
5112.015	Pool Operator (& Custodial) Wages	10,320.00	.00	10,320.00	.00	.00	.00	10,320.00	0	.00
5112.016	Water Fitness Instructor Wages	28,900.00	.00	28,900.00	1,939.13	.00	19,446.15	9,453.85	67	18,699.60
5112.017	Head Lifeguard Wages	43,120.00	.00	43,120.00	3,315.08	.00	20,393.57	22,726.43	47	11,862.74
5121	Overtime	.00	.00	.00	346.07	.00	2,737.92	(2,737.92)	+++	2,775.16
5211	OR Workers' Benefit	680.00	.00	680.00	39.77	.00	336.67	343.33	50	302.86
5212	Social Security	133,860.00	.00	133,860.00	9,559.77	.00	70,642.41	63,217.59	53	65,744.98
5213	Med & Dent Ins	323,860.00	.00	323,860.00	29,663.66	.00	184,249.87	139,610.13	57	149,213.17
5214	Retirement	.00	.00	.00	678.30	.00	678.30	(678.30)	+++	(1,175.46)
5214.100	PERS - City	305,640.00	.00	305,640.00	18,733.12	.00	142,679.48	162,960.52	47	110,311.22
5214.600	PERS 6%	71,950.00	.00	71,950.00	5,732.10	.00	43,811.57	28,138.43	61	38,687.18
5214.800	DEFERED COMP - CITY	31,340.00	.00	31,340.00	1,956.98	.00	15,626.66	15,713.34	50	13,943.51
5215	Long Term Disability Ins	2,090.00	.00	2,090.00	206.24	.00	1,360.69	729.31	65	1,187.87
5216	Unemployment Insurance	22,430.00	.00	22,430.00	1,648.44	.00	12,246.14	10,183.86	55	9,108.68
5217	Life Insurance	1,340.00	.00	1,340.00	133.21	.00	878.53	461.47	66	767.32
5218	Paid Family Leave Insurance	6,910.00	.00	6,910.00	478.34	.00	3,547.47	3,362.53	51	593.99
<i>Personnel Services Totals</i>		\$2,626,850.00	\$0.00	\$2,626,850.00	\$195,633.18	\$0.00	\$1,418,048.54	\$1,208,801.46	54%	\$1,209,059.60
<i>Materials & Services</i>										
5319	Office Supplies	6,560.00	.00	6,560.00	873.37	.00	8,136.32	(1,576.32)	124	5,826.87
5321	Cleaning Supplies	27,500.00	.00	27,500.00	2,647.16	(119.97)	47,996.97	(20,377.00)	174	26,798.18
5323	Fuel	20,500.00	.00	20,500.00	843.63	631.39	8,625.13	11,243.48	45	8,384.05
5325	Ag Supplies	5,000.00	.00	5,000.00	.00	.00	34.20	4,965.80	1	2,411.61
5326	Safety/Medical	4,200.00	.00	4,200.00	249.00	65.85	1,895.48	2,238.67	47	1,884.82
5327	Chemicals	19,000.00	.00	19,000.00	1,519.79	616.79	14,096.51	4,286.70	77	10,271.63
5329	Other Supplies	14,430.00	.00	14,430.00	1,103.45	(5.60)	15,110.58	(674.98)	105	9,188.18
5329.100	Events	37,500.00	.00	37,500.00	1,235.23	.00	32,034.87	5,465.13	85	28,377.11
5329.200	Youth Sports	10,000.00	.00	10,000.00	2,750.00	.00	5,999.09	4,000.91	60	8,599.92
5329.300	Adult Sports	2,500.00	.00	2,500.00	.00	.00	375.94	2,124.06	15	(491.44)
5329.405	Fiesta Services	142,000.00	.00	142,000.00	25,000.00	4,015.38	139,996.78	(2,012.16)	101	144,665.44
5329.600	Rec Admin	4,000.00	.00	4,000.00	73.43	.00	1,314.11	2,685.89	33	4,320.88
5329.700	Arts & Culture	3,000.00	.00	3,000.00	.00	.00	.00	3,000.00	0	531.58
5329.800	Active Adult	2,000.00	.00	2,000.00	730.00	.00	2,010.00	(10.00)	100	35.00
5329.900	Museum	.00	.00	.00	.00	.00	.00	.00	+++	8,484.47



Monthly Expenditure Report All Funds

Fiscal Year to Date 02/29/24
Exclude Rollup Account

Account	Account Description	Adopted Budget	Budget Amendments	Amended Budget	Current Month Transactions	YTD Encumbrances	YTD Transactions	Budget - YTD Transactions	% Used/ Rec'd	Prior Year YTD
Fund 001 - General Fund										
Department 411 - Community Services										
EXPENSE										
<i>Materials & Services</i>										
5331	Construction Materials	3,000.00	.00	3,000.00	.00	.00	.00	3,000.00	0	1,065.20
5338	Tools	2,000.00	.00	2,000.00	194.64	.00	2,504.11	(504.11)	125	2,051.52
5340	Print Materials - Teen	3,800.00	.00	3,800.00	128.23	193.43	2,592.95	1,013.62	73	1,317.64
5341	Print Materials - Adult	24,500.00	.00	24,500.00	1,933.04	637.85	12,927.65	10,934.50	55	8,645.72
5342	Print Materials - Child	13,500.00	.00	13,500.00	889.93	32.85	10,294.83	3,172.32	77	5,689.03
5345	Audiovisual Materials - Adult	7,000.00	.00	7,000.00	296.67	237.09	1,784.63	4,978.28	29	3,115.92
5345.001	Audiovisual Materials - Child	2,000.00	.00	2,000.00	.00	.00	1,160.46	839.54	58	763.36
5345.002	Audiovisual Materials - Teen	1,000.00	.00	1,000.00	76.46	12.74	244.39	742.87	26	512.06
5347	Program Supplies	3,000.00	.00	3,000.00	.00	.00	202.64	2,797.36	7	.00
5347.002	Program Supplies - Adult	2,000.00	.00	2,000.00	32.98	.00	1,530.28	469.72	77	2,249.93
5347.003	Program Supplies - Child	10,500.00	.00	10,500.00	903.66	40.00	5,551.20	4,908.80	53	4,080.97
5347.004	Program Supplies - Technical Services	5,000.00	.00	5,000.00	169.87	.00	1,287.30	3,712.70	26	3,496.80
5347.005	Program Supplies - Teen	2,000.00	.00	2,000.00	259.05	.00	591.52	1,408.48	30	.00
5349	Periodicals - Adult	3,380.00	.00	3,380.00	.00	.00	3,062.25	317.75	91	2,980.34
5350	Periodicals - Child	250.00	.00	250.00	.00	.00	.00	250.00	0	182.44
5352	Protective Clothing	1,500.00	.00	1,500.00	.00	.00	2,615.34	(1,115.34)	174	1,169.25
5363	Signs	5,800.00	.00	5,800.00	.00	.00	65.91	5,734.09	1	240.07
5385	Fertilizer	6,000.00	.00	6,000.00	.00	.00	55.44	5,944.56	1	2,706.99
5390	Merchandise	8,500.00	.00	8,500.00	.00	103.45	1,451.57	6,944.98	18	2,593.88
5391	Inventory	13,000.00	.00	13,000.00	1,637.39	.00	6,670.20	6,329.80	51	4,094.29
5409.140	Garage Services	21,000.00	.00	21,000.00	.00	.00	10,568.36	10,431.64	50	9,486.57
5411	Engineering & Architect	1,000.00	.00	1,000.00	.00	.00	.00	1,000.00	0	.00
5417	HR/Other Employee Expenses	2,600.00	.00	2,600.00	100.00	.00	1,823.00	777.00	70	929.00
5419	Other Professional Serv	150,330.00	.00	150,330.00	7,149.72	7,706.48	70,953.10	71,670.42	52	84,073.10
5419.101	Contract Svcs Teen Center	45,000.00	.00	45,000.00	22,500.00	15,000.00	30,000.00	.00	100	30,000.00
5421	Telephone/Data	13,700.00	.00	13,700.00	592.67	1,038.37	8,360.46	4,301.17	69	8,598.48
5422	Postage	4,430.00	.00	4,430.00	12.80	320.00	114.94	3,995.06	10	353.96
5424	Advertising	7,630.00	.00	7,630.00	114.00	.00	1,659.45	5,970.55	22	7,078.96
5428	IT Support	192,450.00	.00	192,450.00	16,037.50	.00	128,300.00	64,150.00	67	114,800.00
5432	Meals	800.00	.00	800.00	.00	.00	60.00	740.00	8	.00
5433	Mileage	1,400.00	.00	1,400.00	.00	.00	47.73	1,352.27	3	.00
5439	Travel	2,900.00	.00	2,900.00	.00	.00	2,002.08	897.92	69	1,137.23
5443	Office Equipment	7,000.00	.00	7,000.00	281.24	259.98	1,232.60	5,507.42	21	2,600.33
5445	Work Equipment	4,000.00	.00	4,000.00	.00	.00	6,174.92	(2,174.92)	154	270.83
5446	Software Licenses	6,800.00	.00	6,800.00	.00	(24,140.96)	9,933.41	21,007.55	-209	2,267.12
5449	Leases - Other	5,000.00	.00	5,000.00	.00	.00	539.72	4,460.28	11	3,736.41
5451	Natural Gas	75,500.00	.00	75,500.00	7,945.28	.00	37,802.11	37,697.89	50	30,277.67



Monthly Expenditure Report All Funds

Fiscal Year to Date 02/29/24
Exclude Rollup Account

Account	Account Description	Adopted Budget	Budget Amendments	Amended Budget	Current Month Transactions	YTD Encumbrances	YTD Transactions	Budget - YTD Transactions	% Used/ Rec'd	Prior Year YTD
Fund 001 - General Fund										
Department 411 - Community Services										
EXPENSE										
<i>Materials & Services</i>										
5453	Electricity	156,600.00	.00	156,600.00	17,752.30	.00	94,118.46	62,481.54	60	97,294.41
5461	Auto Insurance	7,880.00	.00	7,880.00	656.66	.00	5,253.28	2,626.72	67	5,810.00
5463	Property/Earthquake Insurance	37,080.00	.00	37,080.00	3,089.99	.00	24,719.92	12,360.08	67	27,480.08
5464	Workers' Comp	26,510.00	.00	26,510.00	2,209.16	.00	17,673.28	8,836.72	67	17,133.36
5465	General Liability Insurance	30,850.00	.00	30,850.00	2,570.83	.00	20,566.64	10,283.36	67	18,720.00
5471	Equipment Repair & Maint	34,850.00	.00	34,850.00	3,410.84	616.00	7,530.24	26,703.76	23	11,707.44
5472	Buildings Repairs & Maint	110,750.00	.00	110,750.00	10,306.67	21.92	55,855.75	54,872.33	50	60,694.40
5472.001	Fixture Repair	5,090.00	.00	5,090.00	.00	.00	429.98	4,660.02	8	1,261.57
5475	Vehicle Repair & Maint	8,500.00	.00	8,500.00	428.81	328.88	6,692.41	1,478.71	83	5,172.93
5478	Playground Repair & Maint	6,000.00	.00	6,000.00	1,781.60	.00	5,868.90	131.10	98	4,513.92
5484	Urban Forestry Program	20,000.00	.00	20,000.00	189.98	64.99	2,199.98	17,735.03	11	9,324.96
5491	Dues & Subscriptions	2,200.00	.00	2,200.00	.00	.00	2,198.36	1.64	100	3,827.12
5492	Registrations/Training	12,620.00	.00	12,620.00	931.99	240.00	10,424.32	1,955.68	85	10,328.70
5493	Printing/Binding	8,000.00	.00	8,000.00	325.00	.00	9,716.40	(1,716.40)	121	6,758.32
5498	Permits/Fees	3,000.00	.00	3,000.00	.00	.00	2,361.00	639.00	79	1,898.21
5499.001	Reg Lib Sv	1,000.00	.00	1,000.00	.00	.00	226.55	773.45	23	78.80
<i>Materials & Services Totals</i>		\$1,428,390.00	\$0.00	\$1,428,390.00	\$141,934.02	\$7,916.91	\$907,626.00	\$512,847.09	64%	\$883,857.59
<i>Capital Outlay</i>										
5642	Passenger Vehicles	60,000.00	.00	60,000.00	.00	.00	59,999.43	.57	100	23,054.91
5649	Other Equipment	182,000.00	.00	182,000.00	.00	101,868.02	45,998.32	34,133.66	81	420.00
<i>Capital Outlay Totals</i>		\$242,000.00	\$0.00	\$242,000.00	\$0.00	\$101,868.02	\$105,997.75	\$34,134.23	86%	\$23,474.91
EXPENSE TOTALS		\$4,297,240.00	\$0.00	\$4,297,240.00	\$337,567.20	\$109,784.93	\$2,431,672.29	\$1,755,782.78	59%	\$2,116,392.10
Department 411 - Community Services Totals		(\$4,297,240.00)	\$0.00	(\$4,297,240.00)	(\$337,567.20)	(\$109,784.93)	(\$2,431,672.29)	(\$1,755,782.78)	59%	(\$2,116,392.10)



Monthly Expenditure Report All Funds

Fiscal Year to Date 02/29/24
Exclude Rollup Account

Account	Account Description	Adopted Budget	Budget Amendments	Amended Budget	Current Month Transactions	YTD Encumbrances	YTD Transactions	Budget - YTD Transactions	% Used/ Rec'd	Prior Year YTD
Fund 001 - General Fund										
Department 511 - Planning										
EXPENSE										
<i>Personnel Services</i>										
5111	Regular Wages	409,370.00	.00	409,370.00	31,782.96	.00	253,967.37	155,402.63	62	225,350.48
5112	Part-Time Wages	5,220.00	.00	5,220.00	.00	.00	.00	5,220.00	0	.00
5121	Overtime	.00	.00	.00	127.92	.00	529.99	(529.99)	+++	1,208.84
5211	OR Workers' Benefit	100.00	.00	100.00	6.41	.00	51.83	48.17	52	48.18
5212	Social Security	32,510.00	.00	32,510.00	2,440.29	.00	19,638.59	12,871.41	60	18,858.64
5213	Med & Dent Ins	46,570.00	.00	46,570.00	4,760.05	.00	35,188.94	11,381.06	76	26,206.38
5214.100	PERS - City	71,660.00	.00	71,660.00	5,469.74	.00	43,779.02	27,880.98	61	32,298.76
5214.600	PERS 6%	24,570.00	.00	24,570.00	1,968.72	.00	15,757.37	8,812.63	64	14,273.33
5214.800	DEFERED COMP - CITY	12,840.00	.00	12,840.00	901.08	.00	7,778.76	5,061.24	61	8,034.40
5215	Long Term Disability Ins	710.00	.00	710.00	72.43	.00	450.04	259.96	63	406.53
5216	Unemployment Insurance	5,390.00	.00	5,390.00	414.86	.00	3,313.03	2,076.97	61	2,464.72
5217	Life Insurance	460.00	.00	460.00	46.37	.00	288.22	171.78	63	259.75
5218	Paid Family Leave Insurance	1,670.00	.00	1,670.00	117.34	.00	959.88	710.12	57	177.04
<i>Personnel Services Totals</i>		\$611,070.00	\$0.00	\$611,070.00	\$48,108.17	\$0.00	\$381,703.04	\$229,366.96	62%	\$329,587.05
<i>Materials & Services</i>										
5315	Computer Supplies	1,200.00	.00	1,200.00	.00	.00	.00	1,200.00	0	544.53
5319	Office Supplies	13,000.00	.00	13,000.00	256.75	109.80	2,140.54	10,749.66	17	3,956.51
5323	Fuel	300.00	.00	300.00	.00	.00	20.21	279.79	7	69.47
5409.140	Garage Services	1,000.00	.00	1,000.00	.00	.00	126.40	873.60	13	.00
5419	Other Professional Serv	260,000.00	.00	260,000.00	2,863.21	64.80	56,430.26	203,504.94	22	23,173.26
5421	Telephone/Data	1,600.00	.00	1,600.00	28.28	156.34	805.13	638.53	60	1,314.00
5422	Postage	2,100.00	.00	2,100.00	48.03	.00	1,069.87	1,030.13	51	1,411.10
5424	Advertising	1,000.00	.00	1,000.00	.00	.00	144.00	856.00	14	700.00
5425	Publication of Legal Note	1,500.00	.00	1,500.00	340.00	.00	690.00	810.00	46	509.93
5428	IT Support	39,150.00	.00	39,150.00	3,262.50	.00	26,100.00	13,050.00	67	21,280.00
5429	Other Communication Serv	300.00	.00	300.00	.00	.00	.00	300.00	0	.00
5432	Meals	400.00	.00	400.00	.00	.00	112.84	287.16	28	.00
5433	Mileage	500.00	.00	500.00	.00	.00	.00	500.00	0	.00
5439	Travel	4,000.00	.00	4,000.00	813.99	.00	1,761.87	2,238.13	44	87.95
5449	Leases - Other	.00	.00	.00	.00	.00	.00	.00	+++	1,827.12
5461	Auto Insurance	790.00	.00	790.00	65.83	.00	526.64	263.36	67	950.00
5464	Workers' Comp	420.00	.00	420.00	35.00	.00	280.00	140.00	67	333.36
5465	General Liability Insurance	10,040.00	.00	10,040.00	836.67	.00	6,693.36	3,346.64	67	6,240.00
5475	Vehicle Repair & Maint	800.00	.00	800.00	.00	.00	240.54	559.46	30	.00
5492	Registrations/Training	6,500.00	.00	6,500.00	867.04	.00	5,973.76	526.24	92	3,145.00
<i>Materials & Services Totals</i>		\$344,600.00	\$0.00	\$344,600.00	\$9,417.30	\$330.94	\$103,115.42	\$241,153.64	30%	\$65,542.23
EXPENSE TOTALS		\$955,670.00	\$0.00	\$955,670.00	\$57,525.47	\$330.94	\$484,818.46	\$470,520.60	51%	\$395,129.28



Monthly Expenditure Report All Funds

Fiscal Year to Date 02/29/24
Exclude Rollup Account

Account	Account Description	Adopted Budget	Budget Amendments	Amended Budget	Current Month Transactions	YTD Encumbrances	YTD Transactions	Budget - YTD Transactions	% Used/ Rec'd	Prior Year YTD
Fund 001 - General Fund										
	Department 511 - Planning Totals	(\$955,670.00)	\$0.00	(\$955,670.00)	(\$57,525.47)	(\$330.94)	(\$484,818.46)	(\$470,520.60)	51%	(\$395,129.28)



Monthly Expenditure Report All Funds

Fiscal Year to Date 02/29/24
Exclude Rollup Account

Account	Account Description	Adopted Budget	Budget Amendments	Amended Budget	Current Month Transactions	YTD Encumbrances	YTD Transactions	Budget - YTD Transactions	% Used/ Rec'd	Prior Year YTD
Fund 001 - General Fund										
Department 651 - Engineering										
EXPENSE										
<i>Personnel Services</i>										
5111	Regular Wages	159,040.00	.00	159,040.00	9,026.40	.00	71,475.62	87,564.38	45	69,327.38
5112	Part-Time Wages	20,100.00	.00	20,100.00	938.74	.00	13,001.97	7,098.03	65	5,974.60
5121	Overtime	.00	.00	.00	3.21	.00	83.46	(83.46)	+++	8.60
5211	OR Workers' Benefit	40.00	.00	40.00	1.99	.00	17.58	22.42	44	18.23
5212	Social Security	13,900.00	.00	13,900.00	750.60	.00	6,365.67	7,534.33	46	6,362.58
5213	Med & Dent Ins	29,390.00	.00	29,390.00	1,897.92	.00	13,051.44	16,338.56	44	16,034.37
5214.100	PERS - City	34,990.00	.00	34,990.00	1,871.11	.00	15,900.93	19,089.07	45	11,939.08
5214.600	PERS 6%	8,910.00	.00	8,910.00	553.84	.00	4,390.17	4,519.83	49	2,193.58
5214.800	DEFERED COMP - CITY	2,650.00	.00	2,650.00	202.58	.00	1,620.03	1,029.97	61	1,127.53
5215	Long Term Disability Ins	240.00	.00	240.00	17.98	.00	124.04	115.96	52	127.07
5216	Unemployment Insurance	2,340.00	.00	2,340.00	129.54	.00	1,099.17	1,240.83	47	866.28
5217	Life Insurance	130.00	.00	130.00	11.50	.00	79.38	50.62	61	81.51
5218	Paid Family Leave Insurance	720.00	.00	720.00	36.81	.00	314.63	405.37	44	59.64
<i>Personnel Services Totals</i>		\$272,450.00	\$0.00	\$272,450.00	\$15,442.22	\$0.00	\$127,524.09	\$144,925.91	47%	\$114,120.45
<i>Materials & Services</i>										
5315	Computer Supplies	2,500.00	.00	2,500.00	.00	.00	.00	2,500.00	0	1,096.83
5319	Office Supplies	3,000.00	.00	3,000.00	.00	.00	220.69	2,779.31	7	819.03
5323	Fuel	4,000.00	.00	4,000.00	95.34	180.93	2,065.05	1,754.02	56	1,859.65
5324	Clothing	2,000.00	.00	2,000.00	198.00	.00	198.00	1,802.00	10	.00
5326	Safety/Medical	1,500.00	.00	1,500.00	.00	.00	146.81	1,353.19	10	1,240.03
5329	Other Supplies	3,000.00	.00	3,000.00	.00	(1.45)	653.61	2,347.84	22	223.27
5409.140	Garage Services	2,000.00	.00	2,000.00	.00	.00	1,549.23	450.77	77	538.22
5411	Engineering & Architect	20,000.00	.00	20,000.00	.00	.00	326.02	19,673.98	2	17,340.00
5417	HR/Other Employee Expenses	500.00	.00	500.00	.00	.00	.00	500.00	0	.00
5419	Other Professional Serv	25,000.00	.00	25,000.00	25.44	97.20	4,006.72	20,896.08	16	14,620.99
5421	Telephone/Data	5,800.00	.00	5,800.00	112.34	584.90	3,852.91	1,362.19	77	4,211.61
5422	Postage	500.00	.00	500.00	.00	.00	57.91	442.09	12	10.51
5424	Advertising	500.00	.00	500.00	.00	.00	271.04	228.96	54	285.56
5428	IT Support	55,460.00	.00	55,460.00	4,621.67	.00	39,831.36	15,628.64	72	30,520.00
5439	Travel	4,000.00	.00	4,000.00	.00	.00	.00	4,000.00	0	2,018.98
5446	Software Licenses	12,000.00	.00	12,000.00	.00	9,690.90	9,141.43	(6,832.33)	157	7,012.46
5451	Natural Gas	3,100.00	.00	3,100.00	517.02	.00	1,703.47	1,396.53	55	1,530.10
5453	Electricity	5,500.00	.00	5,500.00	560.66	.00	2,729.19	2,770.81	50	2,714.22
5461	Auto Insurance	1,230.00	.00	1,230.00	102.50	.00	820.00	410.00	67	960.00
5463	Property/Earthquake Insurance	2,180.00	.00	2,180.00	181.67	.00	1,453.36	726.64	67	1,466.64
5464	Workers' Comp	7,090.00	.00	7,090.00	590.83	.00	4,726.64	2,363.36	67	4,913.36
5465	General Liability Insurance	10,730.00	.00	10,730.00	894.17	.00	7,153.36	3,576.64	67	8,266.64



Monthly Expenditure Report All Funds

Fiscal Year to Date 02/29/24
Exclude Rollup Account

Account	Account Description	Adopted Budget	Budget Amendments	Amended Budget	Current Month Transactions	YTD Encumbrances	YTD Transactions	Budget - YTD Transactions	% Used/ Rec'd	Prior Year YTD
Fund 001 - General Fund										
Department 651 - Engineering										
EXPENSE										
<i>Materials & Services</i>										
5471	Equipment Repair & Maint	1,000.00	.00	1,000.00	.00	.00	47.60	952.40	5	.00
5472	Buildings Repairs & Maint	16,000.00	.00	16,000.00	.00	.00	725.00	15,275.00	5	3,203.77
5475	Vehicle Repair & Maint	3,100.00	.00	3,100.00	11.54	56.71	2,041.84	1,001.45	68	276.59
5492	Registrations/Training	16,000.00	.00	16,000.00	485.00	70.00	2,868.71	13,061.29	18	2,645.33
5493	Printing/Binding	500.00	.00	500.00	.00	.00	73.00	427.00	15	.00
5496	Filing/Recording	700.00	.00	700.00	.00	.00	288.00	412.00	41	.00
5498	Permits/Fees	1,500.00	.00	1,500.00	.00	.00	892.46	607.54	59	500.00
<i>Materials & Services Totals</i>		\$210,390.00	\$0.00	\$210,390.00	\$8,396.18	\$10,679.19	\$87,843.41	\$111,867.40	47%	\$108,273.79
EXPENSE TOTALS		\$482,840.00	\$0.00	\$482,840.00	\$23,838.40	\$10,679.19	\$215,367.50	\$256,793.31	47%	\$222,394.24
Department 651 - Engineering Totals		(\$482,840.00)	\$0.00	(\$482,840.00)	(\$23,838.40)	(\$10,679.19)	(\$215,367.50)	(\$256,793.31)	47%	(\$222,394.24)



Monthly Expenditure Report All Funds

Fiscal Year to Date 02/29/24
Exclude Rollup Account

Account	Account Description	Adopted Budget	Budget Amendments	Amended Budget	Current Month Transactions	YTD Encumbrances	YTD Transactions	Budget - YTD Transactions	% Used/ Rec'd	Prior Year YTD
Fund 001 - General Fund										
Department 901 - Ending Fund Balance										
EXPENSE										
<i>Contingencies and Unappropriated Balances</i>										
5921	Contingency	4,989,980.00	.00	4,989,980.00	.00	.00	.00	4,989,980.00	0	.00
5981.012	Reserve - SMR	5,687,180.00	.00	5,687,180.00	.00	.00	.00	5,687,180.00	0	.00
5981.014	Reserve - Cascade Dr. Maintenance	.00	.00	.00	.00	.00	.00	.00	+++	(19,871.36)
<i>Contingencies and Unappropriated Balances Totals</i>		\$10,677,160.00	\$0.00	\$10,677,160.00	\$0.00	\$0.00	\$0.00	\$10,677,160.00	0%	(\$19,871.36)
EXPENSE TOTALS		\$10,677,160.00	\$0.00	\$10,677,160.00	\$0.00	\$0.00	\$0.00	\$10,677,160.00	0%	(\$19,871.36)
Department 901 - Ending Fund Balance Totals		(\$10,677,160.00)	\$0.00	(\$10,677,160.00)	\$0.00	\$0.00	\$0.00	(\$10,677,160.00)	0%	\$19,871.36
Fund 001 - General Fund Totals		\$30,803,530.00	\$710,000.00	\$31,513,530.00	\$1,446,670.86	\$615,246.37	\$11,726,346.29	\$19,171,937.34		\$10,748,746.58



Monthly Expenditure Report All Funds

Fiscal Year to Date 02/29/24
Exclude Rollup Account

Account	Account Description	Adopted Budget	Budget Amendments	Amended Budget	Current Month Transactions	YTD Encumbrances	YTD Transactions	Budget - YTD Transactions	% Used/ Rec'd	Prior Year YTD
Fund 110 - Transit Fund										
Department 671 - Transit										
EXPENSE										
<i>Personnel Services</i>										
5111	Regular Wages	352,680.00	.00	352,680.00	27,335.64	.00	218,821.02	133,858.98	62	223,933.43
5112	Part-Time Wages	351,420.00	.00	351,420.00	16,449.76	.00	142,317.99	209,102.01	40	73,568.04
5121	Overtime	.00	.00	.00	21.16	.00	2,494.74	(2,494.74)	+++	1,979.45
5211	OR Workers' Benefit	310.00	.00	310.00	16.71	.00	150.49	159.51	49	135.62
5212	Social Security	54,180.00	.00	54,180.00	3,320.00	.00	27,373.70	26,806.30	51	27,006.03
5213	Med & Dent Ins	60,400.00	.00	60,400.00	6,409.34	.00	44,545.32	15,854.68	74	33,780.03
5214.100	PERS - City	106,480.00	.00	106,480.00	6,726.24	.00	56,030.48	50,449.52	53	39,667.12
5214.600	PERS 6%	18,110.00	.00	18,110.00	1,674.50	.00	13,316.55	4,793.45	74	(3,950.89)
5214.800	DEFERED COMP - CITY	7,220.00	.00	7,220.00	551.86	.00	4,414.41	2,805.59	61	4,760.53
5215	Long Term Disability Ins	620.00	.00	620.00	55.51	.00	392.20	227.80	63	365.98
5216	Unemployment Insurance	9,130.00	.00	9,130.00	569.48	.00	4,725.07	4,404.93	52	3,731.33
5217	Life Insurance	370.00	.00	370.00	35.82	.00	252.94	117.06	68	236.49
5218	Paid Family Leave Insurance	2,860.00	.00	2,860.00	169.58	.00	1,403.16	1,456.84	49	234.62
<i>Personnel Services Totals</i>		\$963,780.00	\$0.00	\$963,780.00	\$63,335.60	\$0.00	\$516,238.07	\$447,541.93	54%	\$405,447.78
<i>Materials & Services</i>										
5319	Office Supplies	1,500.00	.00	1,500.00	59.00	320.46	1,361.17	(181.63)	112	926.01
5323	Fuel	54,000.00	.00	54,000.00	2,157.28	3,211.70	32,714.47	18,073.83	67	35,648.74
5324	Clothing	1,200.00	.00	1,200.00	.00	.00	512.39	687.61	43	363.48
5326	Safety/Medical	1,500.00	.00	1,500.00	.00	.04	155.78	1,344.18	10	76.88
5329	Other Supplies	2,000.00	.00	2,000.00	.00	.00	84.99	1,915.01	4	96.72
5337	Tires/Parts	1,000.00	.00	1,000.00	.00	.00	.00	1,000.00	0	.00
5409.140	Garage Services	17,000.00	.00	17,000.00	.00	.00	10,682.03	6,317.97	63	9,995.56
5414	Accounting/Auditing	700.00	.00	700.00	175.00	.00	665.00	35.00	95	28,196.00
5417	HR/Other Employee Expenses	500.00	.00	500.00	.00	.00	88.55	411.45	18	.00
5419	Other Professional Serv	2,000.00	.00	2,000.00	114.65	161.92	826.62	1,011.46	49	60,201.97
5421	Telephone/Data	5,300.00	.00	5,300.00	54.77	560.48	3,788.97	950.55	82	3,937.62
5422	Postage	100.00	.00	100.00	4.48	.00	37.79	62.21	38	33.40
5424	Advertising	1,000.00	.00	1,000.00	.00	.00	.00	1,000.00	0	39.00
5428	IT Support	32,850.00	.00	32,850.00	2,737.50	.00	21,900.00	10,950.00	67	17,360.00
5429	Other Communication Serv	.00	.00	.00	.00	.00	3.33	(3.33)	+++	.00
5432	Meals	500.00	.00	500.00	.00	.00	258.72	241.28	52	33.52
5433	Mileage	6,000.00	.00	6,000.00	.00	.00	212.67	5,787.33	4	2,589.42
5439	Travel	1,000.00	.00	1,000.00	.00	274.10	2,302.26	(1,576.36)	258	.00
5446	Software Licenses	7,000.00	.00	7,000.00	.00	.00	6,615.00	385.00	94	6,629.64
5448	Internal Rent	8,860.00	.00	8,860.00	738.34	.00	5,906.72	2,953.28	67	5,246.68
5451	Natural Gas	2,900.00	.00	2,900.00	247.40	.00	839.91	2,060.09	29	984.76
5453	Electricity	3,500.00	.00	3,500.00	291.80	.00	1,960.34	1,539.66	56	2,014.24



Monthly Expenditure Report All Funds

Fiscal Year to Date 02/29/24

Exclude Rollup Account

Account	Account Description	Adopted Budget	Budget Amendments	Amended Budget	Current Month Transactions	YTD Encumbrances	YTD Transactions	Budget - YTD Transactions	% Used/ Rec'd	Prior Year YTD
Fund 110 - Transit Fund										
Department 671 - Transit										
EXPENSE										
<i>Materials & Services</i>										
5461	Auto Insurance	19,120.00	.00	19,120.00	1,593.33	.00	12,746.64	6,373.36	67	16,020.00
5463	Property/Earthquake Insurance	1,180.00	.00	1,180.00	98.33	.00	786.64	393.36	67	793.36
5464	Workers' Comp	17,570.00	.00	17,570.00	1,464.17	.00	11,713.36	5,856.64	67	10,046.64
5465	General Liability Insurance	10,680.00	.00	10,680.00	890.00	.00	7,120.00	3,560.00	67	5,640.00
5471	Equipment Repair & Maint	1,500.00	.00	1,500.00	.00	.00	.00	1,500.00	0	12.61
5472	Buildings Repairs & Maint	1,000.00	.00	1,000.00	570.95	.00	8,107.90	(7,107.90)	811	29.94
5475	Vehicle Repair & Maint	52,000.00	.00	52,000.00	3,117.73	8,173.10	23,700.39	20,126.51	61	18,053.28
5480	Accident Repair	500.00	.00	500.00	.00	.00	.00	500.00	0	.00
5491	Dues & Subscriptions	1,000.00	.00	1,000.00	.00	.00	150.00	850.00	15	690.00
5492	Registrations/Training	3,500.00	.00	3,500.00	2,500.00	.00	3,040.00	460.00	87	2,708.50
5493	Printing/Binding	800.00	.00	800.00	.00	.00	.00	800.00	0	178.00
5500	Banking Fees & Charges	.00	.00	.00	.00	.00	.00	.00	+++	305.53
<i>Materials & Services Totals</i>		\$259,260.00	\$0.00	\$259,260.00	\$16,814.73	\$12,701.80	\$158,281.64	\$88,276.56	66%	\$228,851.50
<i>Capital Outlay</i>										
5642	Passenger Vehicles	698,000.00	.00	698,000.00	.00	.00	.00	698,000.00	0	77,967.00
5649	Other Equipment	20,000.00	.00	20,000.00	.00	.00	.00	20,000.00	0	.00
<i>Capital Outlay Totals</i>		\$718,000.00	\$0.00	\$718,000.00	\$0.00	\$0.00	\$0.00	\$718,000.00	0%	\$77,967.00
<i>Transfers Out</i>										
5811.693	Transfer to Reserve for PERS	.00	.00	.00	.00	.00	.00	.00	+++	5,866.64
<i>Transfers Out Totals</i>		\$0.00	\$0.00	\$0.00	\$0.00	\$0.00	\$0.00	\$0.00	+++	\$5,866.64
EXPENSE TOTALS		\$1,941,040.00	\$0.00	\$1,941,040.00	\$80,150.33	\$12,701.80	\$674,519.71	\$1,253,818.49	35%	\$718,132.92
Department 671 - Transit Totals		(\$1,941,040.00)	\$0.00	(\$1,941,040.00)	(\$80,150.33)	(\$12,701.80)	(\$674,519.71)	(\$1,253,818.49)	35%	(\$718,132.92)



Monthly Expenditure Report All Funds

Fiscal Year to Date 02/29/24
Exclude Rollup Account

Account	Account Description	Adopted Budget	Budget Amendments	Amended Budget	Current Month Transactions	YTD Encumbrances	YTD Transactions	Budget - YTD Transactions	% Used/ Rec'd	Prior Year YTD
Fund	110 - Transit Fund									
Department	901 - Ending Fund Balance									
	EXPENSE									
	<i>Contingencies and Unappropriated Balances</i>									
5921	Contingency	780,260.00	.00	780,260.00	.00	.00	.00	780,260.00	0	.00
	<i>Contingencies and Unappropriated Balances Totals</i>	\$780,260.00	\$0.00	\$780,260.00	\$0.00	\$0.00	\$0.00	\$780,260.00	0%	\$0.00
	EXPENSE TOTALS	\$780,260.00	\$0.00	\$780,260.00	\$0.00	\$0.00	\$0.00	\$780,260.00	0%	\$0.00
	Department 901 - Ending Fund Balance Totals	(\$780,260.00)	\$0.00	(\$780,260.00)	\$0.00	\$0.00	\$0.00	(\$780,260.00)	0%	\$0.00
	Fund 110 - Transit Fund Totals	\$2,721,300.00	\$0.00	\$2,721,300.00	\$80,150.33	\$12,701.80	\$674,519.71	\$2,034,078.49		\$718,132.92



Monthly Expenditure Report All Funds

Fiscal Year to Date 02/29/24
Exclude Rollup Account

Account	Account Description	Adopted Budget	Budget Amendments	Amended Budget	Current Month Transactions	YTD Encumbrances	YTD Transactions	Budget - YTD Transactions	% Used/ Rec'd	Prior Year YTD
Fund 123 - Building Inspection Fund										
Department 521 - Building										
EXPENSE										
<i>Personnel Services</i>										
5111	Regular Wages	626,370.00	.00	626,370.00	43,692.31	.00	353,851.12	272,518.88	56	317,842.24
5112	Part-Time Wages	37,390.00	.00	37,390.00	303.00	.00	13,762.55	23,627.45	37	15,382.32
5121	Overtime	.00	.00	.00	253.78	.00	2,405.43	(2,405.43)	+++	1,625.31
5211	OR Workers' Benefit	160.00	.00	160.00	9.11	.00	82.17	77.83	51	83.75
5212	Social Security	51,410.00	.00	51,410.00	3,304.95	.00	27,804.29	23,605.71	54	26,721.44
5213	Med & Dent Ins	130,200.00	.00	130,200.00	8,600.21	.00	61,202.17	68,997.83	47	63,824.34
5214	Retirement	.00	.00	.00	.00	.00	(74.88)	74.88	+++	.00
5214.100	PERS - City	113,550.00	.00	113,550.00	7,496.45	.00	62,000.01	51,549.99	55	48,540.61
5214.600	PERS 6%	37,580.00	.00	37,580.00	2,675.75	.00	21,686.35	15,893.65	58	20,706.68
5214.800	DEFERED COMP - CITY	9,770.00	.00	9,770.00	711.45	.00	6,045.20	3,724.80	62	5,935.12
5215	Long Term Disability Ins	970.00	.00	970.00	91.57	.00	625.60	344.40	64	582.33
5216	Unemployment Insurance	8,620.00	.00	8,620.00	575.23	.00	4,820.60	3,799.40	56	3,692.34
5217	Life Insurance	620.00	.00	620.00	58.94	.00	402.66	217.34	65	374.79
5218	Paid Family Leave Insurance	2,650.00	.00	2,650.00	165.75	.00	1,405.47	1,244.53	53	245.02
<i>Personnel Services Totals</i>		\$1,019,290.00	\$0.00	\$1,019,290.00	\$67,938.50	\$0.00	\$556,018.74	\$463,271.26	55%	\$505,556.29
<i>Materials & Services</i>										
5315	Computer Supplies	5,000.00	.00	5,000.00	.00	.00	.00	5,000.00	0	.00
5319	Office Supplies	15,000.00	.00	15,000.00	64.06	81.10	6,177.48	8,741.42	42	8,053.62
5323	Fuel	5,000.00	.00	5,000.00	5.66	89.74	2,676.24	2,234.02	55	2,140.10
5409.140	Garage Services	1,250.00	.00	1,250.00	.00	.00	278.08	971.92	22	294.32
5414	Accounting/Auditing	1,800.00	.00	1,800.00	525.00	.00	1,995.00	(195.00)	111	1,665.00
5419	Other Professional Serv	100,000.00	100,000.00	200,000.00	169,087.95	81.00	182,566.26	17,352.74	91	19,943.04
5421	Telephone/Data	5,000.00	.00	5,000.00	14.64	335.84	3,757.81	906.35	82	2,975.25
5422	Postage	50.00	.00	50.00	1.28	.00	13.70	36.30	27	12.02
5428	IT Support	42,300.00	.00	42,300.00	3,525.00	.00	28,200.00	14,100.00	67	21,000.00
5433	Mileage	.00	.00	.00	.00	.00	.00	.00	+++	5.00
5439	Travel	1,700.00	.00	1,700.00	.00	.00	29.67	1,670.33	2	321.32
5448	Internal Rent	9,430.00	.00	9,430.00	785.83	.00	6,286.64	3,143.36	67	5,293.32
5461	Auto Insurance	1,870.00	.00	1,870.00	155.83	.00	1,246.64	623.36	67	1,126.64
5464	Workers' Comp	4,850.00	.00	4,850.00	404.17	.00	3,233.36	1,616.64	67	3,873.36
5465	General Liability Insurance	8,670.00	.00	8,670.00	722.50	.00	5,780.00	2,890.00	67	4,620.00
5475	Vehicle Repair & Maint	1,050.00	.00	1,050.00	.00	.00	105.45	944.55	10	.00
5490	Refunds	5,000.00	.00	5,000.00	.00	.00	.00	5,000.00	0	.00
5491	Dues & Subscriptions	2,000.00	.00	2,000.00	110.00	175.00	430.24	1,394.76	30	659.99
5492	Registrations/Training	10,000.00	.00	10,000.00	760.00	.00	3,555.00	6,445.00	36	2,425.00
5498.259	St Mfg Fee	500.00	.00	500.00	.00	.00	.00	500.00	0	.00
5498.359	State Surc	160,000.00	.00	160,000.00	.00	.00	54,181.83	105,818.17	34	80,548.18



Monthly Expenditure Report All Funds

Fiscal Year to Date 02/29/24
Exclude Rollup Account

Account	Account Description	Adopted Budget	Budget Amendments	Amended Budget	Current Month Transactions	YTD Encumbrances	YTD Transactions	Budget - YTD Transactions	% Used/ Rec'd	Prior Year YTD
Fund 123 - Building Inspection Fund										
Department 521 - Building										
EXPENSE										
<i>Materials & Services</i>										
5498.459	Construction Excise Tax	1,000,000.00	200,000.00	1,200,000.00	52,911.15	.00	639,031.37	560,968.63	53	754,986.25
5500	Banking Fees & Charges	38,950.00	.00	38,950.00	4,110.45	.00	16,722.21	22,227.79	43	48,081.20
5729	Interest for CET	650.00	.00	650.00	.00	.00	.00	650.00	0	.00
<i>Materials & Services Totals</i>		\$1,420,070.00	\$300,000.00	\$1,720,070.00	\$233,183.52	\$762.68	\$956,266.98	\$763,040.34	56%	\$958,023.61
<i>Capital Outlay</i>										
5639	Other Improvements	300,000.00	.00	300,000.00	4,588.47	.00	16,590.02	283,409.98	6	.00
5642	Passenger Vehicles	40,000.00	.00	40,000.00	.00	.00	42,891.14	(2,891.14)	107	28,822.33
<i>Capital Outlay Totals</i>		\$340,000.00	\$0.00	\$340,000.00	\$4,588.47	\$0.00	\$59,481.16	\$280,518.84	17%	\$28,822.33
<i>Transfers Out</i>										
5811.693	Transfer to Reserve for PERS	.00	.00	.00	.00	.00	.00	.00	+++	5,893.36
<i>Transfers Out Totals</i>		\$0.00	\$0.00	\$0.00	\$0.00	\$0.00	\$0.00	\$0.00	+++	\$5,893.36
EXPENSE TOTALS		\$2,779,360.00	\$300,000.00	\$3,079,360.00	\$305,710.49	\$762.68	\$1,571,766.88	\$1,506,830.44	51%	\$1,498,295.59
Department 521 - Building Totals		(\$2,779,360.00)	(\$300,000.00)	(\$3,079,360.00)	(\$305,710.49)	(\$762.68)	(\$1,571,766.88)	(\$1,506,830.44)	51%	(\$1,498,295.59)



Monthly Expenditure Report All Funds

Fiscal Year to Date 02/29/24
Exclude Rollup Account

Account	Account Description	Adopted Budget	Budget Amendments	Amended Budget	Current Month Transactions	YTD Encumbrances	YTD Transactions	Budget - YTD Transactions	% Used/ Rec'd	Prior Year YTD
Fund	123 - Building Inspection Fund									
Department	901 - Ending Fund Balance									
	EXPENSE									
	<i>Contingencies and Unappropriated Balances</i>									
5921	Contingency	8,178,320.00	.00	8,178,320.00	.00	.00	.00	8,178,320.00	0	.00
	<i>Contingencies and Unappropriated Balances Totals</i>	\$8,178,320.00	\$0.00	\$8,178,320.00	\$0.00	\$0.00	\$0.00	\$8,178,320.00	0%	\$0.00
	EXPENSE TOTALS	\$8,178,320.00	\$0.00	\$8,178,320.00	\$0.00	\$0.00	\$0.00	\$8,178,320.00	0%	\$0.00
	Department 901 - Ending Fund Balance Totals	(\$8,178,320.00)	\$0.00	(\$8,178,320.00)	\$0.00	\$0.00	\$0.00	(\$8,178,320.00)	0%	\$0.00
	Fund 123 - Building Inspection Fund Totals	\$10,957,680.00	\$300,000.00	\$11,257,680.00	\$305,710.49	\$762.68	\$1,571,766.88	\$9,685,150.44		\$1,498,295.59



Monthly Expenditure Report All Funds

Fiscal Year to Date 02/29/24

Exclude Rollup Account

Account	Account Description	Adopted Budget	Budget Amendments	Amended Budget	Current Month Transactions	YTD Encumbrances	YTD Transactions	Budget - YTD Transactions	% Used/ Rec'd	Prior Year YTD
Fund 132 - Asset Forfeiture										
Department 211 - Police										
EXPENSE										
Materials & Services										
5329	Other Supplies	16,600.00	.00	16,600.00	.00	.00	.00	16,600.00	0	.00
	<i>Materials & Services Totals</i>	<u>\$16,600.00</u>	<u>\$0.00</u>	<u>\$16,600.00</u>	<u>\$0.00</u>	<u>\$0.00</u>	<u>\$0.00</u>	<u>\$16,600.00</u>	<u>0%</u>	<u>\$0.00</u>
	EXPENSE TOTALS	<u>\$16,600.00</u>	<u>\$0.00</u>	<u>\$16,600.00</u>	<u>\$0.00</u>	<u>\$0.00</u>	<u>\$0.00</u>	<u>\$16,600.00</u>	<u>0%</u>	<u>\$0.00</u>
	Department 211 - Police Totals	<u>(\$16,600.00)</u>	<u>\$0.00</u>	<u>(\$16,600.00)</u>	<u>\$0.00</u>	<u>\$0.00</u>	<u>\$0.00</u>	<u>(\$16,600.00)</u>	<u>0%</u>	<u>\$0.00</u>
	Fund 132 - Asset Forfeiture Totals	<u>\$16,600.00</u>	<u>\$0.00</u>	<u>\$16,600.00</u>	<u>\$0.00</u>	<u>\$0.00</u>	<u>\$0.00</u>	<u>\$16,600.00</u>		<u>\$0.00</u>



Monthly Expenditure Report All Funds

Fiscal Year to Date 02/29/24
Exclude Rollup Account

Account	Account Description	Adopted Budget	Budget Amendments	Amended Budget	Current Month Transactions	YTD Encumbrances	YTD Transactions	Budget - YTD Transactions	% Used/ Rec'd	Prior Year YTD
Fund 136 - American Rescue Plan Fund										
Department 101 - Administration										
EXPENSE										
<i>Materials & Services</i>										
5521	ARPA Funded Internal Projects	8,500.00	.00	8,500.00	.00	.00	.00	8,500.00	0	20,151.98
5522	ARPA Funded Community Projects	272,720.00	.00	272,720.00	.00	.00	155,000.00	117,720.00	57	510,000.00
<i>Materials & Services Totals</i>		\$281,220.00	\$0.00	\$281,220.00	\$0.00	\$0.00	\$155,000.00	\$126,220.00	55%	\$530,151.98
<i>Misc</i>										
5523.01	Personnel Costs - Wages	.00	.00	.00	.00	.00	.00	.00	+++	554,537.65
5523.02	Personnel Costs - Benefits	.00	.00	.00	.00	.00	.00	.00	+++	174,721.00
<i>Misc Totals</i>		\$0.00	\$0.00	\$0.00	\$0.00	\$0.00	\$0.00	\$0.00	+++	\$729,258.65
<i>Transfers Out</i>										
5811.001	Transfer to General Fund	966,000.00	.00	966,000.00	.00	.00	.00	966,000.00	0	.00
5811.110	Transfer to Transit	127,000.00	.00	127,000.00	.00	.00	.00	127,000.00	0	.00
5811.358	Transfer to General Cap Const Fund	161,250.00	.00	161,250.00	.00	.00	.00	161,250.00	0	.00
<i>Transfers Out Totals</i>		\$1,254,250.00	\$0.00	\$1,254,250.00	\$0.00	\$0.00	\$0.00	\$1,254,250.00	0%	\$0.00
EXPENSE TOTALS		\$1,535,470.00	\$0.00	\$1,535,470.00	\$0.00	\$0.00	\$155,000.00	\$1,380,470.00	10%	\$1,259,410.63
Department 101 - Administration Totals		(\$1,535,470.00)	\$0.00	(\$1,535,470.00)	\$0.00	\$0.00	(\$155,000.00)	(\$1,380,470.00)	10%	(\$1,259,410.63)



Monthly Expenditure Report All Funds

Fiscal Year to Date 02/29/24
Exclude Rollup Account

Account	Account Description	Adopted Budget	Budget Amendments	Amended Budget	Current Month Transactions	YTD Encumbrances	YTD Transactions	Budget - YTD Transactions	% Used/ Rec'd	Prior Year YTD
Fund	136 - American Rescue Plan Fund									
Department	901 - Ending Fund Balance									
	EXPENSE									
	<i>Contingencies and Unappropriated Balances</i>									
5921	Contingency	714,920.00	.00	714,920.00	.00	.00	.00	714,920.00	0	.00
	<i>Contingencies and Unappropriated Balances Totals</i>	\$714,920.00	\$0.00	\$714,920.00	\$0.00	\$0.00	\$0.00	\$714,920.00	0%	\$0.00
	EXPENSE TOTALS	\$714,920.00	\$0.00	\$714,920.00	\$0.00	\$0.00	\$0.00	\$714,920.00	0%	\$0.00
	Department 901 - Ending Fund Balance Totals	(\$714,920.00)	\$0.00	(\$714,920.00)	\$0.00	\$0.00	\$0.00	(\$714,920.00)	0%	\$0.00
	Fund 136 - American Rescue Plan Fund Totals	\$2,250,390.00	\$0.00	\$2,250,390.00	\$0.00	\$0.00	\$155,000.00	\$2,095,390.00		\$1,259,410.63



Monthly Expenditure Report All Funds

Fiscal Year to Date 02/29/24
Exclude Rollup Account

Account	Account Description	Adopted Budget	Budget Amendments	Amended Budget	Current Month Transactions	YTD Encumbrances	YTD Transactions	Budget - YTD Transactions	% Used/ Rec'd	Prior Year YTD
Fund 137 - Housing Rehab Fund										
Department 531 - Housing Rehabilitation										
EXPENSE										
<i>Personnel Services</i>										
5111	Regular Wages	2,010.00	.00	2,010.00	138.86	.00	1,249.75	760.25	62	1,172.56
5211	OR Workers' Benefit	.00	.00	.00	.01	.00	.12	(.12)	+++	.16
5212	Social Security	130.00	.00	130.00	11.52	.00	74.99	55.01	58	77.48
5213	Med & Dent Ins	170.00	.00	170.00	15.32	.00	109.50	60.50	64	105.90
5214.100	PERS - City	420.00	.00	420.00	29.82	.00	268.40	151.60	64	241.77
5214.600	PERS 6%	120.00	.00	120.00	9.34	.00	84.05	35.95	70	83.44
5214.800	DEFERED COMP - CITY	240.00	.00	240.00	16.66	.00	149.94	90.06	62	137.97
5215	Long Term Disability Ins	.00	.00	.00	.22	.00	1.54	(1.54)	+++	1.54
5216	Unemployment Insurance	30.00	.00	30.00	1.80	.00	16.21	13.79	54	12.05
5217	Life Insurance	.00	.00	.00	.14	.00	.98	(.98)	+++	.98
5218	Paid Family Leave Insurance	10.00	.00	10.00	.52	.00	4.72	5.28	47	.84
<i>Personnel Services Totals</i>		\$3,130.00	\$0.00	\$3,130.00	\$224.21	\$0.00	\$1,960.20	\$1,169.80	63%	\$1,834.69
<i>Materials & Services</i>										
5419	Other Professional Serv	35,160.00	.00	35,160.00	.00	.00	76.00	35,084.00	0	.00
<i>Materials & Services Totals</i>		\$35,160.00	\$0.00	\$35,160.00	\$0.00	\$0.00	\$76.00	\$35,084.00	0%	\$0.00
EXPENSE TOTALS		\$38,290.00	\$0.00	\$38,290.00	\$224.21	\$0.00	\$2,036.20	\$36,253.80	5%	\$1,834.69
Department 531 - Housing Rehabilitation Totals		(\$38,290.00)	\$0.00	(\$38,290.00)	(\$224.21)	\$0.00	(\$2,036.20)	(\$36,253.80)	5%	(\$1,834.69)
Fund 137 - Housing Rehab Fund Totals		\$38,290.00	\$0.00	\$38,290.00	\$224.21	\$0.00	\$2,036.20	\$36,253.80		\$1,834.69



Monthly Expenditure Report All Funds

Fiscal Year to Date 02/29/24
Exclude Rollup Account

Account	Account Description	Adopted Budget	Budget Amendments	Amended Budget	Current Month Transactions	YTD Encumbrances	YTD Transactions	Budget - YTD Transactions	% Used/ Rec'd	Prior Year YTD
Fund 140 - Street Fund										
Department 631 - Maintenance										
EXPENSE										
<i>Personnel Services</i>										
5111	Regular Wages	799,220.00	.00	799,220.00	64,103.36	.00	481,547.41	317,672.59	60	464,277.89
5112	Part-Time Wages	32,780.00	.00	32,780.00	2,656.00	.00	16,865.60	15,914.40	51	12,655.35
5121	Overtime	9,800.00	.00	9,800.00	1,848.18	.00	11,092.68	(1,292.68)	113	6,419.15
5211	OR Workers' Benefit	250.00	.00	250.00	15.81	.00	135.95	114.05	54	142.10
5212	Social Security	65,060.00	.00	65,060.00	5,132.54	.00	37,561.40	27,498.60	58	38,320.44
5213	Med & Dent Ins	179,280.00	.00	179,280.00	14,836.57	.00	103,905.73	75,374.27	58	103,835.08
5214	Retirement	.00	.00	.00	.00	.00	(524.17)	524.17	+++	.00
5214.100	PERS - City	145,600.00	.00	145,600.00	10,841.87	.00	84,899.72	60,700.28	58	68,479.38
5214.600	PERS 6%	46,690.00	.00	46,690.00	3,798.82	.00	29,094.59	17,595.41	62	28,735.63
5214.800	DEFERED COMP - CITY	13,210.00	.00	13,210.00	988.18	.00	7,451.94	5,758.06	56	7,811.76
5215	Long Term Disability Ins	1,330.00	.00	1,330.00	114.76	.00	813.64	516.36	61	851.31
5216	Unemployment Insurance	10,950.00	.00	10,950.00	891.92	.00	6,623.67	4,326.33	60	5,242.68
5217	Life Insurance	850.00	.00	850.00	73.89	.00	523.92	326.08	62	548.58
5218	Paid Family Leave Insurance	3,360.00	.00	3,360.00	258.07	.00	1,913.78	1,446.22	57	355.25
<i>Personnel Services Totals</i>		\$1,308,380.00	\$0.00	\$1,308,380.00	\$105,559.97	\$0.00	\$781,905.86	\$526,474.14	60%	\$737,674.60
<i>Materials & Services</i>										
5315	Computer Supplies	2,000.00	.00	2,000.00	.00	.00	.00	2,000.00	0	1,193.37
5319	Office Supplies	1,500.00	.00	1,500.00	.00	.00	1,308.15	191.85	87	830.49
5321	Cleaning Supplies	.00	.00	.00	.00	.00	.00	.00	+++	399.42
5322	Lubricants	13,000.00	.00	13,000.00	.00	521.27	1,411.37	11,067.36	15	6,221.95
5323	Fuel	28,000.00	.00	28,000.00	1,297.84	1,501.90	15,412.87	11,085.23	60	19,405.44
5324	Clothing	4,500.00	.00	4,500.00	.00	.00	.00	4,500.00	0	944.39
5326	Safety/Medical	3,200.00	.00	3,200.00	137.67	323.87	1,021.25	1,854.88	42	2,782.89
5329	Other Supplies	6,000.00	.00	6,000.00	28.41	19.89	2,306.22	3,673.89	39	6,996.74
5337	Tires/Parts	9,500.00	.00	9,500.00	686.35	.00	706.33	8,793.67	7	4,933.64
5338	Tools	7,000.00	.00	7,000.00	127.00	(168.28)	5,569.88	1,598.40	77	3,524.84
5339	Other Maintenance Supplies	1,500.00	.00	1,500.00	.00	.00	710.96	789.04	47	2,911.09
5352	Protective Clothing	4,000.00	.00	4,000.00	.00	95.40	3,923.98	(19.38)	100	1,935.57
5361	Road Materials	60,000.00	.00	60,000.00	895.73	.00	27,039.98	32,960.02	45	4,751.20
5362	Concrete	3,500.00	.00	3,500.00	249.20	.00	249.20	3,250.80	7	417.48
5363	Signs	25,000.00	.00	25,000.00	.00	.00	13,606.72	11,393.28	54	10,092.22
5369	Other Street Supplies	40,000.00	.00	40,000.00	680.55	.00	6,175.99	33,824.01	15	3,211.60
5414	Accounting/Auditing	7,000.00	.00	7,000.00	2,450.00	.00	9,310.00	(2,310.00)	133	7,770.00
5419	Other Professional Serv	100,000.00	.00	100,000.00	1,116.10	592.28	47,908.13	51,499.59	49	49,809.30
5421	Telephone/Data	5,900.00	.00	5,900.00	102.79	534.68	3,587.27	1,778.05	70	4,007.40
5424	Advertising	1,500.00	.00	1,500.00	.00	.00	55.00	1,445.00	4	.00
5428	IT Support	45,110.00	.00	45,110.00	3,759.16	.00	30,073.28	15,036.72	67	18,760.00



Monthly Expenditure Report All Funds

Fiscal Year to Date 02/29/24
Exclude Rollup Account

Account	Account Description	Adopted Budget	Budget Amendments	Amended Budget	Current Month Transactions	YTD Encumbrances	YTD Transactions	Budget - YTD Transactions	% Used/ Rec'd	Prior Year YTD
Fund 140 - Street Fund										
Department 631 - Maintenance										
EXPENSE										
<i>Materials & Services</i>										
5432	Meals	300.00	.00	300.00	46.02	.00	46.02	253.98	15	.00
5433	Mileage	300.00	.00	300.00	201.25	.00	201.25	98.75	67	.00
5439	Travel	3,500.00	.00	3,500.00	.00	.00	.00	3,500.00	0	.00
5445	Work Equipment	12,000.00	.00	12,000.00	.00	.00	7,312.66	4,687.34	61	6,367.69
5446	Software Licenses	16,000.00	.00	16,000.00	.00	7,712.24	9,503.54	(1,215.78)	108	1,500.00
5448	Internal Rent	5,700.00	.00	5,700.00	475.00	.00	3,800.00	1,900.00	67	3,380.00
5449	Leases - Other	4,000.00	.00	4,000.00	.00	.00	.00	4,000.00	0	1,968.11
5451	Natural Gas	5,000.00	.00	5,000.00	812.48	.00	2,265.39	2,734.61	45	2,334.21
5453	Electricity	12,490.00	.00	12,490.00	974.30	.00	5,388.07	7,101.93	43	5,524.03
5454	Solid Waste Disposal	1,500.00	.00	1,500.00	.00	.00	.00	1,500.00	0	.00
5456	Street Lighting	250,000.00	.00	250,000.00	30,274.57	21,207.44	184,093.18	44,699.38	82	190,859.19
5461	Auto Insurance	7,740.00	.00	7,740.00	645.00	.00	5,160.00	2,580.00	67	5,946.64
5463	Property/Earthquake Insurance	9,380.00	.00	9,380.00	781.67	.00	6,253.36	3,126.64	67	6,993.36
5464	Workers' Comp	19,540.00	.00	19,540.00	1,628.33	.00	13,026.64	6,513.36	67	12,940.00
5465	General Liability Insurance	14,030.00	.00	14,030.00	1,169.17	.00	9,353.36	4,676.64	67	7,840.00
5471	Equipment Repair & Maint	15,000.00	.00	15,000.00	201.94	522.03	9,994.01	4,483.96	70	8,896.52
5472	Buildings Repairs & Maint	10,000.00	.00	10,000.00	.00	.00	198.81	9,801.19	2	227.42
5474	Structures Repair & Maint	8,000.00	.00	8,000.00	149.73	.01	299.47	7,700.52	4	19.90
5475	Vehicle Repair & Maint	19,000.00	.00	19,000.00	2,196.22	410.41	8,039.97	10,549.62	44	8,932.33
5476	Laundry	10,000.00	.00	10,000.00	541.88	366.31	5,550.11	4,083.58	59	4,847.95
5479	Other Repair & Maint	600,000.00	.00	600,000.00	78,181.17	34,937.88	78,939.49	486,122.63	19	20,493.25
5482	Tree Maintenance	19,000.00	.00	19,000.00	.00	.00	.00	19,000.00	0	80.89
5483	Sidewalks	15,000.00	.00	15,000.00	.00	.00	.00	15,000.00	0	.00
5491	Dues & Subscriptions	.00	.00	.00	.00	.00	50.00	(50.00)	+++	112.41
5492	Registrations/Training	10,000.00	.00	10,000.00	.00	.00	1,477.43	8,522.57	15	1,399.99
5498	Permits/Fees	2,000.00	.00	2,000.00	.00	.00	.00	2,000.00	0	104.25
5500	Banking Fees & Charges	25,870.00	.00	25,870.00	2,753.19	.00	11,237.10	14,632.90	43	.00
<i>Materials & Services Totals</i>		\$1,463,560.00	\$0.00	\$1,463,560.00	\$132,562.72	\$68,577.33	\$532,566.44	\$862,416.23	41%	\$441,667.17
<i>Capital Outlay</i>										
5649	Other Equipment	157,500.00	.00	157,500.00	.00	.00	.00	157,500.00	0	.00
<i>Capital Outlay Totals</i>		\$157,500.00	\$0.00	\$157,500.00	\$0.00	\$0.00	\$0.00	\$157,500.00	0%	\$0.00
<i>Transfers Out</i>										
5811.363	Transfer to Street & Storm Cap Const Fund	.00	.00	.00	.00	.00	.00	.00	+++	575,555.00
5811.591	Transfer to Equipment Replace	60,000.00	.00	60,000.00	5,000.00	.00	40,000.00	20,000.00	67	40,000.00
5811.693	Transfer to Reserve for PERS	.00	.00	.00	.00	.00	.00	.00	+++	7,880.00
<i>Transfers Out Totals</i>		\$60,000.00	\$0.00	\$60,000.00	\$5,000.00	\$0.00	\$40,000.00	\$20,000.00	67%	\$623,435.00
EXPENSE TOTALS		\$2,989,440.00	\$0.00	\$2,989,440.00	\$243,122.69	\$68,577.33	\$1,354,472.30	\$1,566,390.37	48%	\$1,802,776.77



Monthly Expenditure Report All Funds

Fiscal Year to Date 02/29/24
Exclude Rollup Account

Account	Account Description	Adopted Budget	Budget Amendments	Amended Budget	Current Month Transactions	YTD Encumbrances	YTD Transactions	Budget - YTD Transactions	% Used/ Rec'd	Prior Year YTD
Fund 140 - Street Fund	Department 631 - Maintenance Totals	(\$2,989,440.00)	\$0.00	(\$2,989,440.00)	(\$243,122.69)	(\$68,577.33)	(\$1,354,472.30)	(\$1,566,390.37)	48%	(\$1,802,776.77)



Monthly Expenditure Report All Funds

Fiscal Year to Date 02/29/24
Exclude Rollup Account

Account	Account Description	Adopted Budget	Budget Amendments	Amended Budget	Current Month Transactions	YTD Encumbrances	YTD Transactions	Budget - YTD Transactions	% Used/ Rec'd	Prior Year YTD
Fund 140 - Street Fund										
Department 901 - Ending Fund Balance										
	EXPENSE									
	<i>Contingencies and Unappropriated Balances</i>									
5921	Contingency	4,175,770.00	.00	4,175,770.00	.00	.00	.00	4,175,770.00	0	.00
	<i>Contingencies and Unappropriated Balances Totals</i>	\$4,175,770.00	\$0.00	\$4,175,770.00	\$0.00	\$0.00	\$0.00	\$4,175,770.00	0%	\$0.00
	EXPENSE TOTALS	\$4,175,770.00	\$0.00	\$4,175,770.00	\$0.00	\$0.00	\$0.00	\$4,175,770.00	0%	\$0.00
	Department 901 - Ending Fund Balance Totals	(\$4,175,770.00)	\$0.00	(\$4,175,770.00)	\$0.00	\$0.00	\$0.00	(\$4,175,770.00)	0%	\$0.00
	Fund 140 - Street Fund Totals	\$7,165,210.00	\$0.00	\$7,165,210.00	\$243,122.69	\$68,577.33	\$1,354,472.30	\$5,742,160.37		\$1,802,776.77



Monthly Expenditure Report All Funds

Fiscal Year to Date 02/29/24
Exclude Rollup Account

Account	Account Description	Adopted Budget	Budget Amendments	Amended Budget	Current Month Transactions	YTD Encumbrances	YTD Transactions	Budget - YTD Transactions	% Used/ Rec'd	Prior Year YTD
Fund 250 - GO Debt Service Fund										
Department 151 - Finance										
EXPENSE										
<i>Debt Service</i>										
5711	Bond Principal	629,000.00	.00	629,000.00	.00	.00	.00	629,000.00	0	.00
5721	Bond Interest	13,100.00	.00	13,100.00	.00	.00	6,208.80	6,891.20	47	12,417.60
	<i>Debt Service Totals</i>	<u>\$642,100.00</u>	<u>\$0.00</u>	<u>\$642,100.00</u>	<u>\$0.00</u>	<u>\$0.00</u>	<u>\$6,208.80</u>	<u>\$635,891.20</u>	<u>1%</u>	<u>\$12,417.60</u>
	EXPENSE TOTALS	<u>\$642,100.00</u>	<u>\$0.00</u>	<u>\$642,100.00</u>	<u>\$0.00</u>	<u>\$0.00</u>	<u>\$6,208.80</u>	<u>\$635,891.20</u>	<u>1%</u>	<u>\$12,417.60</u>
	Department 151 - Finance Totals	<u>(\$642,100.00)</u>	<u>\$0.00</u>	<u>(\$642,100.00)</u>	<u>\$0.00</u>	<u>\$0.00</u>	<u>(\$6,208.80)</u>	<u>(\$635,891.20)</u>	<u>1%</u>	<u>(\$12,417.60)</u>
Fund 250 - GO Debt Service Fund Totals		<u>\$642,100.00</u>	<u>\$0.00</u>	<u>\$642,100.00</u>	<u>\$0.00</u>	<u>\$0.00</u>	<u>\$6,208.80</u>	<u>\$635,891.20</u>		<u>\$12,417.60</u>



Monthly Expenditure Report All Funds

Fiscal Year to Date 02/29/24
Exclude Rollup Account

Account	Account Description	Adopted Budget	Budget Amendments	Amended Budget	Current Month Transactions	YTD Encumbrances	YTD Transactions	Budget - YTD Transactions	% Used/ Rec'd	Prior Year YTD
Fund 358 - General Cap Const Fund										
Department 121 - City Administrator										
EXPENSE										
<i>Capital Outlay</i>										
5623.046	Pool Projects	.00	.00	.00	.00	.00	32,519.00	(32,519.00)	+++	.00
5629	Buildings	1,046,250.00	.00	1,046,250.00	.00	.00	20,842.32	1,025,407.68	2	19,318.04
5637	Parks	2,000,000.00	.00	2,000,000.00	483.00	66,770.00	12,290.10	1,920,939.90	4	321,696.24
5637.042	Legion Park Playground	.00	.00	.00	.00	179,844.91	(3,000.00)	(176,844.91)	+++	1,827,583.76
5639	Other Improvements	158,710.00	.00	158,710.00	.00	.00	4,421.00	154,289.00	3	149,725.00
<i>Capital Outlay Totals</i>		\$3,204,960.00	\$0.00	\$3,204,960.00	\$483.00	\$246,614.91	\$67,072.42	\$2,891,272.67	10%	\$2,318,323.04
EXPENSE TOTALS		\$3,204,960.00	\$0.00	\$3,204,960.00	\$483.00	\$246,614.91	\$67,072.42	\$2,891,272.67	10%	\$2,318,323.04
Department 121 - City Administrator Totals		(\$3,204,960.00)	\$0.00	(\$3,204,960.00)	(\$483.00)	(\$246,614.91)	(\$67,072.42)	(\$2,891,272.67)	10%	(\$2,318,323.04)
Fund 358 - General Cap Const Fund Totals		\$3,204,960.00	\$0.00	\$3,204,960.00	\$483.00	\$246,614.91	\$67,072.42	\$2,891,272.67		\$2,318,323.04



Monthly Expenditure Report All Funds

Fiscal Year to Date 02/29/24
Exclude Rollup Account

Account	Account Description	Adopted Budget	Budget Amendments	Amended Budget	Current Month Transactions	YTD Encumbrances	YTD Transactions	Budget - YTD Transactions	% Used/ Rec'd	Prior Year YTD
Fund	360 - Special Assessment Fund									
Department	541 - Special Assessment									
	EXPENSE									
	<i>Materials & Services</i>									
5419	Other Professional Serv	2,300.00	.00	2,300.00	.00	.00	76.00	2,224.00	3	.00
	<i>Materials & Services Totals</i>	<u>\$2,300.00</u>	<u>\$0.00</u>	<u>\$2,300.00</u>	<u>\$0.00</u>	<u>\$0.00</u>	<u>\$76.00</u>	<u>\$2,224.00</u>	<u>3%</u>	<u>\$0.00</u>
	EXPENSE TOTALS	<u>\$2,300.00</u>	<u>\$0.00</u>	<u>\$2,300.00</u>	<u>\$0.00</u>	<u>\$0.00</u>	<u>\$76.00</u>	<u>\$2,224.00</u>	<u>3%</u>	<u>\$0.00</u>
	Department 541 - Special Assessment Totals	<u>(\$2,300.00)</u>	<u>\$0.00</u>	<u>(\$2,300.00)</u>	<u>\$0.00</u>	<u>\$0.00</u>	<u>(\$76.00)</u>	<u>(\$2,224.00)</u>	<u>3%</u>	<u>\$0.00</u>



Monthly Expenditure Report All Funds

Fiscal Year to Date 02/29/24
Exclude Rollup Account

Account	Account Description	Adopted Budget	Budget Amendments	Amended Budget	Current Month Transactions	YTD Encumbrances	YTD Transactions	Budget - YTD Transactions	% Used/ Rec'd	Prior Year YTD
Fund	360 - Special Assessment Fund									
Department	901 - Ending Fund Balance									
	EXPENSE									
	<i>Contingencies and Unappropriated Balances</i>									
5921	Contingency	39,960.00	.00	39,960.00	.00	.00	.00	39,960.00	0	.00
	<i>Contingencies and Unappropriated Balances Totals</i>	\$39,960.00	\$0.00	\$39,960.00	\$0.00	\$0.00	\$0.00	\$39,960.00	0%	\$0.00
	EXPENSE TOTALS	\$39,960.00	\$0.00	\$39,960.00	\$0.00	\$0.00	\$0.00	\$39,960.00	0%	\$0.00
	Department 901 - Ending Fund Balance Totals	(\$39,960.00)	\$0.00	(\$39,960.00)	\$0.00	\$0.00	\$0.00	(\$39,960.00)	0%	\$0.00
	Fund 360 - Special Assessment Fund Totals	\$42,260.00	\$0.00	\$42,260.00	\$0.00	\$0.00	\$76.00	\$42,184.00		\$0.00



Monthly Expenditure Report All Funds

Fiscal Year to Date 02/29/24

Exclude Rollup Account

Account	Account Description	Adopted Budget	Budget Amendments	Amended Budget	Current Month Transactions	YTD Encumbrances	YTD Transactions	Budget - YTD Transactions	% Used/ Rec'd	Prior Year YTD
Fund 363 - Street & Storm Cap Const Fund										
Department 631 - Maintenance										
EXPENSE										
<i>Capital Outlay</i>										
5631	Streets/Alleys/Sidewalks	800,000.00	.00	800,000.00	6,641.37	136,618.93	201,992.32	461,388.75	42	1,753,945.78
5636	Storm Drains	80,000.00	.00	80,000.00	.00	.00	.00	80,000.00	0	38,845.40
	<i>Capital Outlay Totals</i>	<u>\$880,000.00</u>	<u>\$0.00</u>	<u>\$880,000.00</u>	<u>\$6,641.37</u>	<u>\$136,618.93</u>	<u>\$201,992.32</u>	<u>\$541,388.75</u>	<u>38%</u>	<u>\$1,792,791.18</u>
	EXPENSE TOTALS	\$880,000.00	\$0.00	\$880,000.00	\$6,641.37	\$136,618.93	\$201,992.32	\$541,388.75	38%	\$1,792,791.18
	Department 631 - Maintenance Totals	(\$880,000.00)	\$0.00	(\$880,000.00)	(\$6,641.37)	(\$136,618.93)	(\$201,992.32)	(\$541,388.75)	38%	(\$1,792,791.18)
Fund 363 - Street & Storm Cap Const Fund Totals		\$880,000.00	\$0.00	\$880,000.00	\$6,641.37	\$136,618.93	\$201,992.32	\$541,388.75		\$1,792,791.18



Monthly Expenditure Report All Funds

Fiscal Year to Date 02/29/24
Exclude Rollup Account

Account	Account Description	Adopted Budget	Budget Amendments	Amended Budget	Current Month Transactions	YTD Encumbrances	YTD Transactions	Budget - YTD Transactions	% Used/ Rec'd	Prior Year YTD
Fund 364 - Parks SDC Fund										
Department 491 - Parks Administration										
EXPENSE										
<i>Materials & Services</i>										
5419	Other Professional Serv	60,000.00	.00	60,000.00	3,140.14	10,855.60	87,892.80	(38,748.40)	165	.00
<i>Materials & Services Totals</i>		\$60,000.00	\$0.00	\$60,000.00	\$3,140.14	\$10,855.60	\$87,892.80	(\$38,748.40)	165%	\$0.00
<i>Transfers Out</i>										
5811.358	Transfer to General Cap Const Fund	1,028,750.00	.00	1,028,750.00	.00	.00	8,807.10	1,019,942.90	1	1,480,000.00
<i>Transfers Out Totals</i>		\$1,028,750.00	\$0.00	\$1,028,750.00	\$0.00	\$0.00	\$8,807.10	\$1,019,942.90	1%	\$1,480,000.00
EXPENSE TOTALS		\$1,088,750.00	\$0.00	\$1,088,750.00	\$3,140.14	\$10,855.60	\$96,699.90	\$981,194.50	10%	\$1,480,000.00
Department 491 - Parks Administration Totals		(\$1,088,750.00)	\$0.00	(\$1,088,750.00)	(\$3,140.14)	(\$10,855.60)	(\$96,699.90)	(\$981,194.50)	10%	(\$1,480,000.00)



Monthly Expenditure Report All Funds

Fiscal Year to Date 02/29/24
Exclude Rollup Account

Account	Account Description	Adopted Budget	Budget Amendments	Amended Budget	Current Month Transactions	YTD Encumbrances	YTD Transactions	Budget - YTD Transactions	% Used/ Rec'd	Prior Year YTD
Fund 364 - Parks SDC Fund										
Department 901 - Ending Fund Balance										
	EXPENSE									
	<i>Contingencies and Unappropriated Balances</i>									
5981.005	Reserve for Future Years	4,805,630.00	.00	4,805,630.00	.00	.00	.00	4,805,630.00	0	.00
	<i>Contingencies and Unappropriated Balances Totals</i>	\$4,805,630.00	\$0.00	\$4,805,630.00	\$0.00	\$0.00	\$0.00	\$4,805,630.00	0%	\$0.00
	EXPENSE TOTALS	\$4,805,630.00	\$0.00	\$4,805,630.00	\$0.00	\$0.00	\$0.00	\$4,805,630.00	0%	\$0.00
	Department 901 - Ending Fund Balance Totals	(\$4,805,630.00)	\$0.00	(\$4,805,630.00)	\$0.00	\$0.00	\$0.00	(\$4,805,630.00)	0%	\$0.00
	Fund 364 - Parks SDC Fund Totals	\$5,894,380.00	\$0.00	\$5,894,380.00	\$3,140.14	\$10,855.60	\$96,699.90	\$5,786,824.50		\$1,480,000.00



Monthly Expenditure Report All Funds

Fiscal Year to Date 02/29/24
Exclude Rollup Account

Account	Account Description	Adopted Budget	Budget Amendments	Amended Budget	Current Month Transactions	YTD Encumbrances	YTD Transactions	Budget - YTD Transactions	% Used/ Rec'd	Prior Year YTD
Fund 376 - Transportation SDC Fund										
Department 631 - Maintenance										
EXPENSE										
<i>Transfers Out</i>										
5811.001	Transfer to General Fund	200,000.00	.00	200,000.00	.00	.00	.00	200,000.00	0	.00
5811.358	Transfer to General Cap Const Fund	50,000.00	.00	50,000.00	.00	.00	.00	50,000.00	0	.00
5811.363	Transfer to Street & Storm Cap Const Fund	170,000.00	.00	170,000.00	.00	.00	153,970.04	16,029.96	91	1,000,000.00
<i>Transfers Out Totals</i>		\$420,000.00	\$0.00	\$420,000.00	\$0.00	\$0.00	\$153,970.04	\$266,029.96	37%	\$1,000,000.00
EXPENSE TOTALS		\$420,000.00	\$0.00	\$420,000.00	\$0.00	\$0.00	\$153,970.04	\$266,029.96	37%	\$1,000,000.00
Department 631 - Maintenance Totals		(\$420,000.00)	\$0.00	(\$420,000.00)	\$0.00	\$0.00	(\$153,970.04)	(\$266,029.96)	37%	(\$1,000,000.00)



Monthly Expenditure Report All Funds

Fiscal Year to Date 02/29/24
Exclude Rollup Account

Account	Account Description	Adopted Budget	Budget Amendments	Amended Budget	Current Month Transactions	YTD Encumbrances	YTD Transactions	Budget - YTD Transactions	% Used/ Rec'd	Prior Year YTD
Fund	376 - Transportation SDC Fund									
Department	901 - Ending Fund Balance									
	EXPENSE									
	<i>Contingencies and Unappropriated Balances</i>									
5981.005	Reserve for Future Years	14,628,430.00	.00	14,628,430.00	.00	.00	.00	14,628,430.00	0	.00
	<i>Contingencies and Unappropriated Balances Totals</i>	\$14,628,430.00	\$0.00	\$14,628,430.00	\$0.00	\$0.00	\$0.00	\$14,628,430.00	0%	\$0.00
	EXPENSE TOTALS	\$14,628,430.00	\$0.00	\$14,628,430.00	\$0.00	\$0.00	\$0.00	\$14,628,430.00	0%	\$0.00
	Department 901 - Ending Fund Balance Totals	(\$14,628,430.00)	\$0.00	(\$14,628,430.00)	\$0.00	\$0.00	\$0.00	(\$14,628,430.00)	0%	\$0.00
	Fund 376 - Transportation SDC Fund Totals	\$15,048,430.00	\$0.00	\$15,048,430.00	\$0.00	\$0.00	\$153,970.04	\$14,894,459.96		\$1,000,000.00



Monthly Expenditure Report All Funds

Fiscal Year to Date 02/29/24
Exclude Rollup Account

Account	Account Description	Adopted Budget	Budget Amendments	Amended Budget	Current Month Transactions	YTD Encumbrances	YTD Transactions	Budget - YTD Transactions	% Used/ Rec'd	Prior Year YTD
Fund 377 - Storm SDC Fund										
Department 631 - Maintenance										
EXPENSE										
<i>Materials & Services</i>										
5419	Other Professional Serv	250,000.00	.00	250,000.00	.00	43,664.22	86,658.01	119,677.77	52	.00
<i>Materials & Services Totals</i>		\$250,000.00	\$0.00	\$250,000.00	\$0.00	\$43,664.22	\$86,658.01	\$119,677.77	52%	\$0.00
<i>Transfers Out</i>										
5811.363	Transfer to Street & Storm Cap Const Fund	67,320.00	.00	67,320.00	.00	.00	40,971.85	26,348.15	61	80,000.00
<i>Transfers Out Totals</i>		\$67,320.00	\$0.00	\$67,320.00	\$0.00	\$0.00	\$40,971.85	\$26,348.15	61%	\$80,000.00
EXPENSE TOTALS		\$317,320.00	\$0.00	\$317,320.00	\$0.00	\$43,664.22	\$127,629.86	\$146,025.92	54%	\$80,000.00
Department 631 - Maintenance Totals		(\$317,320.00)	\$0.00	(\$317,320.00)	\$0.00	(\$43,664.22)	(\$127,629.86)	(\$146,025.92)	54%	(\$80,000.00)



Monthly Expenditure Report All Funds

Fiscal Year to Date 02/29/24
Exclude Rollup Account

Account	Account Description	Adopted Budget	Budget Amendments	Amended Budget	Current Month Transactions	YTD Encumbrances	YTD Transactions	Budget - YTD Transactions	% Used/ Rec'd	Prior Year YTD
Fund 377 - Storm SDC Fund										
Department 901 - Ending Fund Balance										
	EXPENSE									
	<i>Contingencies and Unappropriated Balances</i>									
5981.005	Reserve for Future Years	774,470.00	.00	774,470.00	.00	.00	.00	774,470.00	0	.00
	<i>Contingencies and Unappropriated Balances Totals</i>	\$774,470.00	\$0.00	\$774,470.00	\$0.00	\$0.00	\$0.00	\$774,470.00	0%	\$0.00
	EXPENSE TOTALS	\$774,470.00	\$0.00	\$774,470.00	\$0.00	\$0.00	\$0.00	\$774,470.00	0%	\$0.00
	Department 901 - Ending Fund Balance Totals	(\$774,470.00)	\$0.00	(\$774,470.00)	\$0.00	\$0.00	\$0.00	(\$774,470.00)	0%	\$0.00
	Fund 377 - Storm SDC Fund Totals	\$1,091,790.00	\$0.00	\$1,091,790.00	\$0.00	\$43,664.22	\$127,629.86	\$920,495.92		\$80,000.00



Monthly Expenditure Report All Funds

Fiscal Year to Date 02/29/24
Exclude Rollup Account

Account	Account Description	Adopted Budget	Budget Amendments	Amended Budget	Current Month Transactions	YTD Encumbrances	YTD Transactions	Budget - YTD Transactions	% Used/ Rec'd	Prior Year YTD
Fund 465 - Sewer Cap Const Fund										
Department 621 - Sewer										
EXPENSE										
Capital Outlay										
5635	Sewer	2,135,000.00	.00	2,135,000.00	5,720.69	78,084.16	96,092.68	1,960,823.16	8	2,244,438.76
	<i>Capital Outlay Totals</i>	\$2,135,000.00	\$0.00	\$2,135,000.00	\$5,720.69	\$78,084.16	\$96,092.68	\$1,960,823.16	8%	\$2,244,438.76
	EXPENSE TOTALS	\$2,135,000.00	\$0.00	\$2,135,000.00	\$5,720.69	\$78,084.16	\$96,092.68	\$1,960,823.16	8%	\$2,244,438.76
	Department 621 - Sewer Totals	(\$2,135,000.00)	\$0.00	(\$2,135,000.00)	(\$5,720.69)	(\$78,084.16)	(\$96,092.68)	(\$1,960,823.16)	8%	(\$2,244,438.76)
Fund 465 - Sewer Cap Const Fund Totals		\$2,135,000.00	\$0.00	\$2,135,000.00	\$5,720.69	\$78,084.16	\$96,092.68	\$1,960,823.16		\$2,244,438.76



Monthly Expenditure Report All Funds

Fiscal Year to Date 02/29/24
Exclude Rollup Account

Account	Account Description	Adopted Budget	Budget Amendments	Amended Budget	Current Month Transactions	YTD Encumbrances	YTD Transactions	Budget - YTD Transactions	% Used/ Rec'd	Prior Year YTD
Fund 466 - Water Cap Const Fund										
Department 611 - Water										
EXPENSE										
<i>Capital Outlay</i>										
5611	Land	900,000.00	.00	900,000.00	.00	.00	40,000.00	860,000.00	4	.00
5634	Water - Capital	1,106,800.00	550,000.00	1,656,800.00	6,618.80	(773,623.98)	705,400.16	1,725,023.82	-4	2,094,034.19
<i>Capital Outlay Totals</i>		<u>\$2,006,800.00</u>	<u>\$550,000.00</u>	<u>\$2,556,800.00</u>	<u>\$6,618.80</u>	<u>(\$773,623.98)</u>	<u>\$745,400.16</u>	<u>\$2,585,023.82</u>	<u>-1%</u>	<u>\$2,094,034.19</u>
EXPENSE TOTALS		<u>\$2,006,800.00</u>	<u>\$550,000.00</u>	<u>\$2,556,800.00</u>	<u>\$6,618.80</u>	<u>(\$773,623.98)</u>	<u>\$745,400.16</u>	<u>\$2,585,023.82</u>	<u>-1%</u>	<u>\$2,094,034.19</u>
Department 611 - Water Totals		<u>(\$2,006,800.00)</u>	<u>(\$550,000.00)</u>	<u>(\$2,556,800.00)</u>	<u>(\$6,618.80)</u>	<u>\$773,623.98</u>	<u>(\$745,400.16)</u>	<u>(\$2,585,023.82)</u>	<u>-1%</u>	<u>(\$2,094,034.19)</u>
Fund 466 - Water Cap Const Fund Totals		<u>\$2,006,800.00</u>	<u>\$550,000.00</u>	<u>\$2,556,800.00</u>	<u>\$6,618.80</u>	<u>(\$773,623.98)</u>	<u>\$745,400.16</u>	<u>\$2,585,023.82</u>		<u>\$2,094,034.19</u>



Monthly Expenditure Report All Funds

Fiscal Year to Date 02/29/24
Exclude Rollup Account

Account	Account Description	Adopted Budget	Budget Amendments	Amended Budget	Current Month Transactions	YTD Encumbrances	YTD Transactions	Budget - YTD Transactions	% Used/ Rec'd	Prior Year YTD
Fund 470 - Water Fund										
Department 611 - Water										
EXPENSE										
<i>Personnel Services</i>										
5111	Regular Wages	1,329,090.00	.00	1,329,090.00	97,567.34	.00	750,659.37	578,430.63	56	690,813.55
5112	Part-Time Wages	21,170.00	.00	21,170.00	753.22	.00	7,434.54	13,735.46	35	5,744.43
5121	Overtime	19,260.00	.00	19,260.00	3,598.71	.00	9,591.47	9,668.53	50	12,018.86
5211	OR Workers' Benefit	380.00	.00	380.00	21.36	.00	174.29	205.71	46	176.22
5212	Social Security	105,420.00	.00	105,420.00	7,667.57	.00	56,217.42	49,202.58	53	56,124.75
5213	Med & Dent Ins	308,900.00	.00	308,900.00	23,072.26	.00	163,967.22	144,932.78	53	157,037.02
5214	Retirement	.00	.00	.00	.00	.00	(1,497.62)	1,497.62	+++	.00
5214.100	PERS - City	247,100.00	.00	247,100.00	16,570.22	.00	131,867.06	115,232.94	53	109,569.73
5214.600	PERS 6%	79,060.00	.00	79,060.00	5,672.43	.00	43,152.40	35,907.60	55	44,122.19
5214.800	DEFERED COMP - CITY	23,800.00	.00	23,800.00	1,926.80	.00	16,641.19	7,158.81	70	12,863.17
5215	Long Term Disability Ins	2,190.00	.00	2,190.00	182.65	.00	1,250.34	939.66	57	1,207.89
5216	Unemployment Insurance	17,790.00	.00	17,790.00	1,324.88	.00	9,979.53	7,810.47	56	7,791.44
5217	Life Insurance	1,400.00	.00	1,400.00	117.41	.00	804.73	595.27	57	778.33
5218	Paid Family Leave Insurance	5,450.00	.00	5,450.00	378.75	.00	2,848.47	2,601.53	52	506.80
<i>Personnel Services Totals</i>		\$2,161,010.00	\$0.00	\$2,161,010.00	\$158,853.60	\$0.00	\$1,193,090.41	\$967,919.59	55%	\$1,098,754.38
<i>Materials & Services</i>										
5315	Computer Supplies	500.00	.00	500.00	.00	.00	.00	500.00	0	.00
5319	Office Supplies	1,750.00	.00	1,750.00	.00	.00	2,116.38	(366.38)	121	1,081.29
5323	Fuel	20,000.00	.00	20,000.00	927.71	640.05	7,047.29	12,312.66	38	8,937.98
5324	Clothing	4,500.00	.00	4,500.00	.00	.00	340.36	4,159.64	8	323.99
5326	Safety/Medical	3,000.00	.00	3,000.00	105.46	.00	1,671.68	1,328.32	56	1,297.67
5327	Chemicals	130,000.00	.00	130,000.00	7,373.45	81,377.35	64,386.77	(15,764.12)	112	85,977.73
5328	Lab Supplies	2,500.00	.00	2,500.00	.00	.00	5,031.18	(2,531.18)	201	.00
5329	Other Supplies	3,200.00	.00	3,200.00	41.98	.00	1,744.94	1,455.06	55	3,060.16
5338	Tools	3,000.00	.00	3,000.00	94.97	.00	4,020.73	(1,020.73)	134	1,369.40
5339	Other Maintenance Supplies	2,000.00	.00	2,000.00	98.87	.00	134.73	1,865.27	7	373.43
5379	Water/Sewer Supplies	20,000.00	.00	20,000.00	.00	4,075.26	2,622.05	13,302.69	33	41,512.30
5379.001	Line Repair Supplies	20,000.00	.00	20,000.00	.00	.00	2,704.32	17,295.68	14	2,687.07
5379.002	Customer Service	20,000.00	.00	20,000.00	195.00	1,454.00	7,802.57	10,743.43	46	3,321.53
5379.003	Pump Supplies	4,500.00	.00	4,500.00	.00	.00	3,624.53	875.47	81	689.74
5379.004	Meter Parts	20,000.00	.00	20,000.00	135.33	2,297.02	573.95	17,129.03	14	11,837.36
5379.005	Protective Equipment	2,500.00	.00	2,500.00	.00	.00	1,972.10	527.90	79	2,004.67
5409.140	Garage Services	20,010.00	.00	20,010.00	.00	.00	5,006.43	15,003.57	25	2,377.20
5414	Accounting/Auditing	5,000.00	.00	5,000.00	1,750.00	.00	6,650.00	(1,650.00)	133	5,550.00
5419	Other Professional Serv	31,000.00	20,000.00	51,000.00	268.02	210.52	17,924.99	32,864.49	36	10,412.52
5419.501	Testing/Lab	20,000.00	.00	20,000.00	.00	162.00	2,050.67	17,787.33	11	9,691.90
5419.707	Educ Outreach	3,500.00	.00	3,500.00	997.50	.00	997.50	2,502.50	28	.00



Monthly Expenditure Report All Funds

Fiscal Year to Date 02/29/24
Exclude Rollup Account

Account	Account Description	Adopted Budget	Budget Amendments	Amended Budget	Current Month Transactions	YTD Encumbrances	YTD Transactions	Budget - YTD Transactions	% Used/ Rec'd	Prior Year YTD
Fund 470 - Water Fund										
Department 611 - Water										
EXPENSE										
<i>Materials & Services</i>										
5421	Telephone/Data	10,000.00	.00	10,000.00	499.63	567.27	6,721.20	2,711.53	73	7,423.07
5422	Postage	21,000.00	.00	21,000.00	1,773.24	7,985.18	13,100.54	(85.72)	100	13,108.06
5428	IT Support	64,910.00	.00	64,910.00	5,409.16	.00	43,273.28	21,636.72	67	39,480.00
5445	Work Equipment	1,500.00	.00	1,500.00	.00	.00	14.98	1,485.02	1	.00
5446	Software Licenses	20,000.00	.00	20,000.00	.00	17,594.70	7,724.57	(5,319.27)	127	9,863.00
5448	Internal Rent	14,580.00	.00	14,580.00	1,215.00	.00	9,720.00	4,860.00	67	8,633.32
5449	Leases - Other	.00	.00	.00	.00	.00	.00	.00	+++	1,916.11
5450	General Right of Way Charge	234,340.00	.00	234,340.00	20,903.57	.00	193,517.07	40,822.93	83	177,138.70
5451	Natural Gas	3,500.00	.00	3,500.00	476.60	.00	1,578.26	1,921.74	45	1,691.18
5453	Electricity	325,000.00	.00	325,000.00	28,155.43	.00	201,125.09	123,874.91	62	201,821.32
5454	Solid Waste Disposal	1,300.00	.00	1,300.00	.00	.00	.00	1,300.00	0	.00
5460	Property Tax Expense	7,000.00	.00	7,000.00	.00	.00	5,313.42	1,686.58	76	5,264.88
5461	Auto Insurance	7,440.00	.00	7,440.00	620.00	.00	4,960.00	2,480.00	67	5,406.64
5463	Property/Earthquake Insurance	31,440.00	.00	31,440.00	2,620.00	.00	20,960.00	10,480.00	67	18,620.00
5464	Workers' Comp	13,950.00	.00	13,950.00	1,162.50	.00	9,300.00	4,650.00	67	10,366.64
5465	General Liability Insurance	16,290.00	.00	16,290.00	1,357.50	.00	10,860.00	5,430.00	67	11,193.36
5471	Equipment Repair & Maint	10,500.00	.00	10,500.00	278.03	320.66	5,078.64	5,100.70	51	2,396.97
5472	Buildings Repairs & Maint	8,530.00	.00	8,530.00	148.56	1,029.48	5,397.98	2,102.54	75	3,206.22
5475	Vehicle Repair & Maint	5,000.00	.00	5,000.00	1,639.40	1,254.11	4,788.22	(1,042.33)	121	2,887.56
5479	Other Repair & Maint	205,000.00	.00	205,000.00	55,761.59	802.67	141,052.95	63,144.38	69	94,828.69
5491	Dues & Subscriptions	2,400.00	.00	2,400.00	.00	.00	2,048.00	352.00	85	1,455.00
5492	Registrations/Training	3,500.00	.00	3,500.00	497.00	.00	4,689.97	(1,189.97)	134	2,090.00
5493	Printing/Binding	16,000.00	.00	16,000.00	919.83	5,535.26	6,746.74	3,718.00	77	6,823.95
5498	Permits/Fees	1,500.00	.00	1,500.00	(150.00)	.00	695.00	805.00	46	200.00
5500	Banking Fees & Charges	55,540.00	.00	55,540.00	6,094.79	.00	46,531.54	9,008.46	84	39,058.33
<i>Materials & Services Totals</i>		\$1,417,180.00	\$20,000.00	\$1,437,180.00	\$141,370.12	\$125,305.53	\$883,620.62	\$428,253.85	70%	\$857,378.94
<i>Capital Outlay</i>										
5642	Passenger Vehicles	43,000.00	.00	43,000.00	.00	40,673.91	.00	2,326.09	95	.00
<i>Capital Outlay Totals</i>		\$43,000.00	\$0.00	\$43,000.00	\$0.00	\$40,673.91	\$0.00	\$2,326.09	95%	\$0.00
<i>Debt Service</i>										
5711	Bond Principal	2,260,000.00	.00	2,260,000.00	.00	.00	2,244,000.00	16,000.00	99	1,442,000.00
5721	Bond Interest	12,000.00	.00	12,000.00	.00	.00	7,513.66	4,486.34	63	54,184.20
<i>Debt Service Totals</i>		\$2,272,000.00	\$0.00	\$2,272,000.00	\$0.00	\$0.00	\$2,251,513.66	\$20,486.34	99%	\$1,496,184.20
<i>Transfers Out</i>										
5811.466	Transfer to Water Cap Const	354,000.00	.00	354,000.00	.00	.00	64,805.50	289,194.50	18	1,072,364.00
5811.591	Transfer to Equipment Replace	60,000.00	.00	60,000.00	5,000.00	.00	40,000.00	20,000.00	67	40,000.00



Monthly Expenditure Report All Funds

Fiscal Year to Date 02/29/24
Exclude Rollup Account

Account	Account Description	Adopted Budget	Budget Amendments	Amended Budget	Current Month Transactions	YTD Encumbrances	YTD Transactions	Budget - YTD Transactions	% Used/ Rec'd	Prior Year YTD
Fund	470 - Water Fund									
Department	611 - Water									
	EXPENSE									
	<i>Transfers Out</i>									
5811.693	Transfer to Reserve for PERS	.00	.00	.00	.00	.00	.00	.00	+++	12,820.00
	<i>Transfers Out Totals</i>	\$414,000.00	\$0.00	\$414,000.00	\$5,000.00	\$0.00	\$104,805.50	\$309,194.50	25%	\$1,125,184.00
	EXPENSE TOTALS	\$6,307,190.00	\$20,000.00	\$6,327,190.00	\$305,223.72	\$165,979.44	\$4,433,030.19	\$1,728,180.37	73%	\$4,577,501.52
Department	611 - Water Totals	(\$6,307,190.00)	(\$20,000.00)	(\$6,327,190.00)	(\$305,223.72)	(\$165,979.44)	(\$4,433,030.19)	(\$1,728,180.37)	73%	(\$4,577,501.52)



Monthly Expenditure Report All Funds

Fiscal Year to Date 02/29/24
Exclude Rollup Account

Account	Account Description	Adopted Budget	Budget Amendments	Amended Budget	Current Month Transactions	YTD Encumbrances	YTD Transactions	Budget - YTD Transactions	% Used/ Rec'd	Prior Year YTD
Fund 470 - Water Fund										
Department 901 - Ending Fund Balance										
EXPENSE										
<i>Contingencies and Unappropriated Balances</i>										
5921	Contingency	181,060.00	.00	181,060.00	.00	.00	.00	181,060.00	0	.00
5981.005	Reserve for Future Years	561,800.00	.00	561,800.00	.00	.00	.00	561,800.00	0	.00
<i>Contingencies and Unappropriated Balances Totals</i>		\$742,860.00	\$0.00	\$742,860.00	\$0.00	\$0.00	\$0.00	\$742,860.00	0%	\$0.00
EXPENSE TOTALS		\$742,860.00	\$0.00	\$742,860.00	\$0.00	\$0.00	\$0.00	\$742,860.00	0%	\$0.00
Department 901 - Ending Fund Balance Totals		(\$742,860.00)	\$0.00	(\$742,860.00)	\$0.00	\$0.00	\$0.00	(\$742,860.00)	0%	\$0.00
Fund 470 - Water Fund Totals		\$7,050,050.00	\$20,000.00	\$7,070,050.00	\$305,223.72	\$165,979.44	\$4,433,030.19	\$2,471,040.37		\$4,577,501.52



Monthly Expenditure Report All Funds

Fiscal Year to Date 02/29/24
Exclude Rollup Account

Account	Account Description	Adopted Budget	Budget Amendments	Amended Budget	Current Month Transactions	YTD Encumbrances	YTD Transactions	Budget - YTD Transactions	% Used/ Rec'd	Prior Year YTD
Fund 472 - Sewer Fund										
Department 621 - Sewer										
EXPENSE										
<i>Personnel Services</i>										
5111	Regular Wages	1,638,390.00	.00	1,638,390.00	115,350.42	.00	818,922.67	819,467.33	50	727,005.52
5112	Part-Time Wages	14,070.00	.00	14,070.00	1,128.72	.00	12,635.32	1,434.68	90	10,134.27
5121	Overtime	31,700.00	.00	31,700.00	621.25	.00	14,346.09	17,353.91	45	24,759.78
5211	OR Workers' Benefit	460.00	.00	460.00	23.73	.00	185.34	274.66	40	185.92
5212	Social Security	129,420.00	.00	129,420.00	8,795.28	.00	62,064.96	67,355.04	48	60,002.77
5213	Med & Dent Ins	395,090.00	.00	395,090.00	22,289.95	.00	153,245.17	241,844.83	39	151,999.60
5214	Retirement	.00	.00	.00	.00	.00	(1,647.39)	1,647.39	+++	.00
5214.100	PERS - City	305,170.00	.00	305,170.00	17,965.66	.00	137,391.39	167,778.61	45	116,143.50
5214.600	PERS 6%	98,340.00	.00	98,340.00	6,155.63	.00	44,986.71	53,353.29	46	47,187.28
5214.800	DEFERED COMP - CITY	25,920.00	.00	25,920.00	1,790.72	.00	16,044.46	9,875.54	62	14,601.71
5215	Long Term Disability Ins	2,680.00	.00	2,680.00	217.94	.00	1,460.92	1,219.08	55	1,283.80
5216	Unemployment Insurance	21,870.00	.00	21,870.00	1,522.34	.00	10,996.76	10,873.24	50	8,386.05
5217	Life Insurance	1,760.00	.00	1,760.00	140.06	.00	939.80	820.20	53	825.61
5218	Paid Family Leave Insurance	6,740.00	.00	6,740.00	440.39	.00	3,181.99	3,558.01	47	543.07
<i>Personnel Services Totals</i>		\$2,671,610.00	\$0.00	\$2,671,610.00	\$176,442.09	\$0.00	\$1,274,754.19	\$1,396,855.81	48%	\$1,163,058.88
<i>Materials & Services</i>										
5315	Computer Supplies	1,000.00	.00	1,000.00	.00	.00	.00	1,000.00	0	.00
5319	Office Supplies	2,000.00	.00	2,000.00	.00	.00	1,076.72	923.28	54	4,444.10
5322	Lubricants	1,200.00	.00	1,200.00	.00	1,498.37	.00	(298.37)	125	.00
5323	Fuel	30,500.00	.00	30,500.00	143.70	2,458.08	3,113.81	24,928.11	18	15,866.07
5324	Clothing	4,000.00	.00	4,000.00	276.98	.00	276.98	3,723.02	7	261.01
5326	Safety/Medical	7,000.00	.00	7,000.00	.00	560.48	2,638.78	3,800.74	46	5,688.69
5327	Chemicals	30,000.00	.00	30,000.00	766.00	466.00	12,720.04	16,813.96	44	14,602.60
5328	Lab Supplies	24,000.00	.00	24,000.00	.00	850.25	11,501.20	11,648.55	51	12,564.23
5329	Other Supplies	2,000.00	.00	2,000.00	515.86	89.97	6,585.40	(4,675.37)	334	2,932.67
5335	Electrical Supplies	14,500.00	.00	14,500.00	.00	.00	5,620.94	8,879.06	39	.00
5336	HVAC	11,000.00	.00	11,000.00	4,056.31	.00	9,700.20	1,299.80	88	5,445.66
5338	Tools	2,000.00	.00	2,000.00	.00	.00	9,314.92	(7,314.92)	466	4,687.80
5352	Protective Clothing	2,500.00	.00	2,500.00	.00	289.07	3,693.37	(1,482.44)	159	151.90
5379	Water/Sewer Supplies	.00	.00	.00	.00	1,475.00	6,839.21	(8,314.21)	+++	2,975.55
5384	Trees	12,000.00	.00	12,000.00	.00	.00	.00	12,000.00	0	.00
5409.140	Garage Services	20,610.00	.00	20,610.00	.00	.00	2,408.42	18,201.58	12	4,686.48
5411	Engineering & Architect	5,000.00	.00	5,000.00	.00	.00	.00	5,000.00	0	.00
5414	Accounting/Auditing	16,500.00	.00	16,500.00	5,600.00	.00	21,280.00	(4,780.00)	129	17,880.00
5419	Other Professional Serv	28,500.00	.00	28,500.00	198.66	2,424.31	20,501.98	5,573.71	80	2,384.75
5419.003	US Gauging Station Fees	15,000.00	.00	15,000.00	.00	.00	.00	15,000.00	0	.00
5419.501	Testing/Lab	26,000.00	.00	26,000.00	1,562.00	8,269.00	17,687.00	44.00	100	16,316.84



Monthly Expenditure Report All Funds

Fiscal Year to Date 02/29/24
Exclude Rollup Account

Account	Account Description	Adopted Budget	Budget Amendments	Amended Budget	Current Month Transactions	YTD Encumbrances	YTD Transactions	Budget - YTD Transactions	% Used/ Rec'd	Prior Year YTD
Fund 472 - Sewer Fund										
Department 621 - Sewer										
EXPENSE										
<i>Materials & Services</i>										
5419.707	Educ Outreach	2,500.00	.00	2,500.00	.00	.00	25.00	2,475.00	1	.00
5421	Telephone/Data	16,000.00	.00	16,000.00	1,065.83	892.89	10,999.85	4,107.26	74	10,035.26
5422	Postage	20,800.00	.00	20,800.00	1,342.41	8,826.75	9,784.60	2,188.65	89	9,917.46
5428	IT Support	91,320.00	.00	91,320.00	7,610.00	.00	60,880.00	30,440.00	67	54,880.00
5429	Other Communication Serv	5,000.00	.00	5,000.00	.00	.00	434.06	4,565.94	9	299.00
5432	Meals	500.00	.00	500.00	.00	.00	79.67	420.33	16	.00
5433	Mileage	500.00	.00	500.00	.00	.00	.00	500.00	0	.00
5439	Travel	1,500.00	.00	1,500.00	.00	.00	.00	1,500.00	0	.00
5443	Office Equipment	3,000.00	.00	3,000.00	.00	.00	.00	3,000.00	0	.00
5446	Software Licenses	12,000.00	.00	12,000.00	.00	22,524.87	15,269.58	(25,794.45)	315	2,600.00
5448	Internal Rent	27,180.00	.00	27,180.00	2,265.00	.00	18,120.00	9,060.00	67	16,100.00
5449	Leases - Other	39,000.00	.00	39,000.00	8,076.30	.00	8,076.30	30,923.70	21	16,152.60
5450	General Right of Way Charge	454,420.00	.00	454,420.00	46,362.41	.00	364,600.40	89,819.60	80	325,941.94
5451	Natural Gas	38,000.00	.00	38,000.00	4,887.29	.00	24,102.81	13,897.19	63	20,796.82
5453	Electricity	395,000.00	.00	395,000.00	40,126.17	.00	241,886.46	153,113.54	61	240,930.94
5454	Solid Waste Disposal	2,500.00	.00	2,500.00	.00	.00	.00	2,500.00	0	.00
5461	Auto Insurance	5,450.00	.00	5,450.00	454.17	.00	3,633.36	1,816.64	67	4,180.00
5463	Property/Earthquake Insurance	48,720.00	.00	48,720.00	4,060.00	.00	32,480.00	16,240.00	67	32,946.72
5464	Workers' Comp	27,290.00	.00	27,290.00	2,274.17	.00	18,193.36	9,096.64	67	19,286.64
5465	General Liability Insurance	19,870.00	.00	19,870.00	1,655.83	.00	13,246.64	6,623.36	67	14,300.00
5471	Equipment Repair & Maint	125,000.00	.00	125,000.00	629.60	17,470.84	60,904.92	46,624.24	63	152,021.99
5472	Buildings Repairs & Maint	15,400.00	.00	15,400.00	99.98	.00	3,346.69	12,053.31	22	11,647.91
5475	Vehicle Repair & Maint	12,000.00	.00	12,000.00	41.59	.00	4,031.81	7,968.19	34	2,248.01
5476	Laundry	19,000.00	.00	19,000.00	480.02	2,502.14	3,497.86	13,000.00	32	4,583.56
5477	Instrumentation & Calibra	5,000.00	.00	5,000.00	.00	.00	1,650.00	3,350.00	33	2,305.00
5479	Other Repair & Maint	550,000.00	.00	550,000.00	4,898.46	7,951.24	205,124.45	336,924.31	39	341,827.23
5481	Utility Assistance Program	3,000.00	.00	3,000.00	.00	.00	.00	3,000.00	0	.00
5492	Registrations/Training	5,000.00	.00	5,000.00	.00	.00	1,529.80	3,470.20	31	1,662.00
5493	Printing/Binding	20,000.00	.00	20,000.00	919.83	5,594.26	6,746.74	7,659.00	62	7,438.95
5498	Permits/Fees	35,000.00	.00	35,000.00	(7.70)	.00	32,655.80	2,344.20	93	33,101.00
5500	Banking Fees & Charges	65,480.00	.00	65,480.00	7,165.25	.00	52,565.88	12,914.12	80	42,948.79
<i>Materials & Services Totals</i>		\$2,320,740.00	\$0.00	\$2,320,740.00	\$147,526.12	\$84,143.52	\$1,328,825.01	\$907,771.47	61%	\$1,479,040.17
<i>Capital Outlay</i>										
5649	Other Equipment	.00	.00	.00	.00	18,591.53	.00	(18,591.53)	+++	.00
<i>Capital Outlay Totals</i>		\$0.00	\$0.00	\$0.00	\$0.00	\$18,591.53	\$0.00	(\$18,591.53)	+++	\$0.00



Monthly Expenditure Report All Funds

Fiscal Year to Date 02/29/24
Exclude Rollup Account

Account	Account Description	Adopted Budget	Budget Amendments	Amended Budget	Current Month Transactions	YTD Encumbrances	YTD Transactions	Budget - YTD Transactions	% Used/ Rec'd	Prior Year YTD
Fund 472 - Sewer Fund										
Department 621 - Sewer										
EXPENSE										
<i>Transfers Out</i>										
5811.140	Transfer to Street	90,000.00	.00	90,000.00	7,500.00	.00	60,000.00	30,000.00	67	60,000.00
5811.465	Transfer to Sewer Cap Const	2,035,000.00	.00	2,035,000.00	.00	.00	89,108.93	1,945,891.07	4	759,139.17
5811.591	Transfer to Equipment Replace	60,000.00	.00	60,000.00	5,000.00	.00	40,000.00	20,000.00	67	40,000.00
5811.693	Transfer to Reserve for PERS	.00	.00	.00	.00	.00	.00	.00	+++	17,453.36
<i>Transfers Out Totals</i>		\$2,185,000.00	\$0.00	\$2,185,000.00	\$12,500.00	\$0.00	\$189,108.93	\$1,995,891.07	9%	\$876,592.53
EXPENSE TOTALS		\$7,177,350.00	\$0.00	\$7,177,350.00	\$336,468.21	\$102,735.05	\$2,792,688.13	\$4,281,926.82	40%	\$3,518,691.58
Department 621 - Sewer Totals		(\$7,177,350.00)	\$0.00	(\$7,177,350.00)	(\$336,468.21)	(\$102,735.05)	(\$2,792,688.13)	(\$4,281,926.82)	40%	(\$3,518,691.58)



Monthly Expenditure Report All Funds

Fiscal Year to Date 02/29/24
Exclude Rollup Account

Account	Account Description	Adopted Budget	Budget Amendments	Amended Budget	Current Month Transactions	YTD Encumbrances	YTD Transactions	Budget - YTD Transactions	% Used/ Rec'd	Prior Year YTD
Fund 472 - Sewer Fund										
Department 631 - Maintenance										
EXPENSE										
<i>Personnel Services</i>										
5111	Regular Wages	121,140.00	.00	121,140.00	13,419.75	.00	80,782.99	40,357.01	67	73,649.53
5121	Overtime	.00	.00	.00	115.56	.00	1,384.95	(1,384.95)	+++	741.93
5211	OR Workers' Benefit	40.00	.00	40.00	1.80	.00	19.35	20.65	48	19.62
5212	Social Security	9,270.00	.00	9,270.00	1,023.66	.00	6,141.48	3,128.52	66	5,959.60
5213	Med & Dent Ins	31,650.00	.00	31,650.00	1,221.84	.00	12,607.56	19,042.44	40	11,740.69
5214.100	PERS - City	20,200.00	.00	20,200.00	2,162.49	.00	13,603.57	6,596.43	67	10,876.72
5214.600	PERS 6%	7,270.00	.00	7,270.00	778.35	.00	4,896.38	2,373.62	67	4,803.76
5215	Long Term Disability Ins	110.00	.00	110.00	9.73	.00	128.38	(18.38)	117	127.45
5216	Unemployment Insurance	1,580.00	.00	1,580.00	175.97	.00	1,068.33	511.67	68	830.49
5217	Life Insurance	70.00	.00	70.00	6.30	.00	82.99	(12.99)	119	82.53
5218	Paid Family Leave Insurance	480.00	.00	480.00	53.41	.00	320.22	159.78	67	54.12
<i>Personnel Services Totals</i>		\$191,810.00	\$0.00	\$191,810.00	\$18,968.86	\$0.00	\$121,036.20	\$70,773.80	63%	\$108,886.44
<i>Materials & Services</i>										
5319	Office Supplies	400.00	.00	400.00	.00	.00	291.16	108.84	73	548.36
5321	Cleaning Supplies	300.00	.00	300.00	.00	.00	.00	300.00	0	154.25
5323	Fuel	12,000.00	.00	12,000.00	1,369.22	11,214.69	6,552.99	(5,767.68)	148	640.54
5324	Clothing	2,000.00	.00	2,000.00	.00	.00	381.48	1,618.52	19	850.89
5326	Safety/Medical	2,000.00	.00	2,000.00	3,689.85	1,757.73	3,804.45	(3,562.18)	278	885.96
5329	Other Supplies	5,000.00	.00	5,000.00	141.93	323.54	540.01	4,136.45	17	1,464.75
5338	Tools	2,050.00	.00	2,050.00	.00	.00	3,506.07	(1,456.07)	171	2,031.88
5352	Protective Clothing	1,400.00	.00	1,400.00	.00	.00	651.97	748.03	47	373.19
5379	Water/Sewer Supplies	.00	.00	.00	6,175.00	.00	6,175.00	(6,175.00)	+++	.00
5409.140	Garage Services	10,000.00	.00	10,000.00	.00	.00	1,061.76	8,938.24	11	.00
5419	Other Professional Serv	900.00	.00	900.00	113.85	.00	677.57	222.43	75	314.58
5421	Telephone/Data	1,800.00	.00	1,800.00	.00	42.62	297.73	1,459.65	19	391.33
5422	Postage	.00	.00	.00	.00	841.55	355.95	(1,197.50)	+++	550.34
5445	Work Equipment	500.00	.00	500.00	.00	.00	.00	500.00	0	195.01
5446	Software Licenses	12,000.00	.00	12,000.00	.00	.00	2,835.00	9,165.00	24	.00
5471	Equipment Repair & Maint	15,000.00	.00	15,000.00	.00	.00	.00	15,000.00	0	24,622.01
5475	Vehicle Repair & Maint	4,000.00	.00	4,000.00	142.19	.00	2,616.88	1,383.12	65	739.04
5476	Laundry	3,000.00	.00	3,000.00	480.08	2,501.91	3,498.09	(3,000.00)	200	1,530.52
5479	Other Repair & Maint	50,000.00	500,000.00	550,000.00	3,479.18	8,600.00	39,739.59	501,660.41	9	10,785.02
5492	Registrations/Training	1,500.00	.00	1,500.00	.00	.00	37.45	1,462.55	2	520.50
<i>Materials & Services Totals</i>		\$123,850.00	\$500,000.00	\$623,850.00	\$15,591.30	\$25,282.04	\$73,023.15	\$525,544.81	16%	\$46,598.17
EXPENSE TOTALS		\$315,660.00	\$500,000.00	\$815,660.00	\$34,560.16	\$25,282.04	\$194,059.35	\$596,318.61	27%	\$155,484.61
Department 631 - Maintenance Totals		(\$315,660.00)	(\$500,000.00)	(\$815,660.00)	(\$34,560.16)	(\$25,282.04)	(\$194,059.35)	(\$596,318.61)	27%	(\$155,484.61)



Monthly Expenditure Report All Funds

Fiscal Year to Date 02/29/24
Exclude Rollup Account

Account	Account Description	Adopted Budget	Budget Amendments	Amended Budget	Current Month Transactions	YTD Encumbrances	YTD Transactions	Budget - YTD Transactions	% Used/ Rec'd	Prior Year YTD
Fund 472 - Sewer Fund										
Department 641 - Surface Water/Collections										
EXPENSE										
<i>Personnel Services</i>										
5111	Regular Wages	85,020.00	.00	85,020.00	8,025.48	.00	54,258.35	30,761.65	64	49,645.66
5121	Overtime	.00	.00	.00	115.56	.00	696.40	(696.40)	+++	498.57
5211	OR Workers' Benefit	30.00	.00	30.00	1.60	.00	14.50	15.50	48	14.39
5212	Social Security	6,510.00	.00	6,510.00	611.62	.00	4,089.95	2,420.05	63	4,002.81
5213	Med & Dent Ins	26,050.00	.00	26,050.00	1,221.80	.00	9,838.10	16,211.90	38	8,847.44
5214.100	PERS - City	14,210.00	.00	14,210.00	1,327.84	.00	9,144.67	5,065.33	64	7,351.21
5214.600	PERS 6%	5,100.00	.00	5,100.00	477.91	.00	3,291.37	1,808.63	65	3,245.08
5214.800	DEFERED COMP - CITY	210.00	.00	210.00	12.00	.00	102.00	108.00	49	121.95
5215	Long Term Disability Ins	50.00	.00	50.00	10.37	.00	93.08	(43.08)	186	88.22
5216	Unemployment Insurance	1,100.00	.00	1,100.00	105.83	.00	714.31	385.69	65	559.01
5217	Life Insurance	20.00	.00	20.00	6.70	.00	60.16	(40.16)	301	57.09
5218	Paid Family Leave Insurance	340.00	.00	340.00	31.77	.00	212.04	127.96	62	36.03
<i>Personnel Services Totals</i>		\$138,640.00	\$0.00	\$138,640.00	\$11,948.48	\$0.00	\$82,514.93	\$56,125.07	60%	\$74,467.46
<i>Materials & Services</i>										
5323	Fuel	4,500.00	.00	4,500.00	.00	.00	490.26	4,009.74	11	.00
5326	Safety/Medical	1,200.00	.00	1,200.00	.00	.00	84.00	1,116.00	7	180.00
5329	Other Supplies	2,500.00	.00	2,500.00	163.44	.00	4,580.54	(2,080.54)	183	.00
5338	Tools	1,000.00	.00	1,000.00	.00	.00	19.09	980.91	2	.00
5352	Protective Clothing	1,000.00	.00	1,000.00	.00	.00	.00	1,000.00	0	.00
5379	Water/Sewer Supplies	.00	.00	.00	.00	.00	552.39	(552.39)	+++	.00
5419	Other Professional Serv	1,200.00	.00	1,200.00	.00	.00	.00	1,200.00	0	125.52
5421	Telephone/Data	1,500.00	.00	1,500.00	.00	42.62	297.73	1,159.65	23	391.33
5428	IT Support	34,200.00	.00	34,200.00	2,850.00	.00	22,800.00	11,400.00	67	20,720.00
5454	Solid Waste Disposal	600.00	.00	600.00	.00	.00	.00	600.00	0	.00
5471	Equipment Repair & Maint	5,000.00	.00	5,000.00	.00	.00	529.60	4,470.40	11	.00
5475	Vehicle Repair & Maint	5,000.00	.00	5,000.00	.00	.00	.00	5,000.00	0	.00
5476	Laundry	500.00	.00	500.00	.00	.00	.00	500.00	0	.00
5492	Registrations/Training	1,500.00	.00	1,500.00	.00	.00	.00	1,500.00	0	.00
<i>Materials & Services Totals</i>		\$59,700.00	\$0.00	\$59,700.00	\$3,013.44	\$42.62	\$29,353.61	\$30,303.77	49%	\$21,416.85
EXPENSE TOTALS		\$198,340.00	\$0.00	\$198,340.00	\$14,961.92	\$42.62	\$111,868.54	\$86,428.84	56%	\$95,884.31
Department 641 - Surface Water/Collections Totals		(\$198,340.00)	\$0.00	(\$198,340.00)	(\$14,961.92)	(\$42.62)	(\$111,868.54)	(\$86,428.84)	56%	(\$95,884.31)



Monthly Expenditure Report All Funds

Fiscal Year to Date 02/29/24
Exclude Rollup Account

Account	Account Description	Adopted Budget	Budget Amendments	Amended Budget	Current Month Transactions	YTD Encumbrances	YTD Transactions	Budget - YTD Transactions	% Used/ Rec'd	Prior Year YTD
Fund 472 - Sewer Fund										
Department 901 - Ending Fund Balance										
EXPENSE										
<i>Contingencies and Unappropriated Balances</i>										
5921	Contingency	1,000,000.00	.00	1,000,000.00	.00	.00	.00	1,000,000.00	0	.00
5981.005	Reserve for Future Years	16,193,130.00	.00	16,193,130.00	.00	.00	.00	16,193,130.00	0	.00
<i>Contingencies and Unappropriated Balances Totals</i>		\$17,193,130.00	\$0.00	\$17,193,130.00	\$0.00	\$0.00	\$0.00	\$17,193,130.00	0%	\$0.00
EXPENSE TOTALS		\$17,193,130.00	\$0.00	\$17,193,130.00	\$0.00	\$0.00	\$0.00	\$17,193,130.00	0%	\$0.00
Department 901 - Ending Fund Balance Totals		(\$17,193,130.00)	\$0.00	(\$17,193,130.00)	\$0.00	\$0.00	\$0.00	(\$17,193,130.00)	0%	\$0.00
Fund 472 - Sewer Fund Totals		\$24,884,480.00	\$500,000.00	\$25,384,480.00	\$385,990.29	\$128,059.71	\$3,098,616.02	\$22,157,804.27		\$3,770,060.50



Monthly Expenditure Report All Funds

Fiscal Year to Date 02/29/24
Exclude Rollup Account

Account	Account Description	Adopted Budget	Budget Amendments	Amended Budget	Current Month Transactions	YTD Encumbrances	YTD Transactions	Budget - YTD Transactions	% Used/ Rec'd	Prior Year YTD
Fund	474 - Water SDC Fund									
Department	611 - Water									
	EXPENSE									
	<i>Transfers Out</i>									
5811.466	Transfer to Water Cap Const	125,000.00	550,000.00	675,000.00	.00	.00	650,000.00	25,000.00	96	660,980.00
	<i>Transfers Out Totals</i>	\$125,000.00	\$550,000.00	\$675,000.00	\$0.00	\$0.00	\$650,000.00	\$25,000.00	96%	\$660,980.00
	EXPENSE TOTALS	\$125,000.00	\$550,000.00	\$675,000.00	\$0.00	\$0.00	\$650,000.00	\$25,000.00	96%	\$660,980.00
Department	611 - Water Totals	(\$125,000.00)	(\$550,000.00)	(\$675,000.00)	\$0.00	\$0.00	(\$650,000.00)	(\$25,000.00)	96%	(\$660,980.00)



Monthly Expenditure Report All Funds

Fiscal Year to Date 02/29/24
Exclude Rollup Account

Account	Account Description	Adopted Budget	Budget Amendments	Amended Budget	Current Month Transactions	YTD Encumbrances	YTD Transactions	Budget - YTD Transactions	% Used/ Rec'd	Prior Year YTD
Fund	474 - Water SDC Fund									
Department	901 - Ending Fund Balance									
	EXPENSE									
	<i>Contingencies and Unappropriated Balances</i>									
5981.005	Reserve for Future Years	3,892,400.00	.00	3,892,400.00	.00	.00	.00	3,892,400.00	0	.00
	<i>Contingencies and Unappropriated Balances Totals</i>	\$3,892,400.00	\$0.00	\$3,892,400.00	\$0.00	\$0.00	\$0.00	\$3,892,400.00	0%	\$0.00
	EXPENSE TOTALS	\$3,892,400.00	\$0.00	\$3,892,400.00	\$0.00	\$0.00	\$0.00	\$3,892,400.00	0%	\$0.00
	Department 901 - Ending Fund Balance Totals	(\$3,892,400.00)	\$0.00	(\$3,892,400.00)	\$0.00	\$0.00	\$0.00	(\$3,892,400.00)	0%	\$0.00
	Fund 474 - Water SDC Fund Totals	\$4,017,400.00	\$550,000.00	\$4,567,400.00	\$0.00	\$0.00	\$650,000.00	\$3,917,400.00		\$660,980.00



Monthly Expenditure Report All Funds

Fiscal Year to Date 02/29/24
Exclude Rollup Account

Account	Account Description	Adopted Budget	Budget Amendments	Amended Budget	Current Month Transactions	YTD Encumbrances	YTD Transactions	Budget - YTD Transactions	% Used/ Rec'd	Prior Year YTD
Fund 475 - Sewer SDC Fund										
Department 621 - Sewer										
EXPENSE										
Materials & Services										
5419	Other Professional Serv	300,000.00	.00	300,000.00	.00	159,904.00	67,269.00	72,827.00	76	.00
<i>Materials & Services Totals</i>		<u>\$300,000.00</u>	<u>\$0.00</u>	<u>\$300,000.00</u>	<u>\$0.00</u>	<u>\$159,904.00</u>	<u>\$67,269.00</u>	<u>\$72,827.00</u>	<u>76%</u>	<u>\$0.00</u>
Transfers Out										
5811.465	Transfer to Sewer Cap Const	100,000.00	.00	100,000.00	.00	.00	(1,437.00)	101,437.00	-1	1,436,452.63
<i>Transfers Out Totals</i>		<u>\$100,000.00</u>	<u>\$0.00</u>	<u>\$100,000.00</u>	<u>\$0.00</u>	<u>\$0.00</u>	<u>(\$1,437.00)</u>	<u>\$101,437.00</u>	<u>-1%</u>	<u>\$1,436,452.63</u>
EXPENSE TOTALS		<u>\$400,000.00</u>	<u>\$0.00</u>	<u>\$400,000.00</u>	<u>\$0.00</u>	<u>\$159,904.00</u>	<u>\$65,832.00</u>	<u>\$174,264.00</u>	<u>56%</u>	<u>\$1,436,452.63</u>
Department 621 - Sewer Totals		<u>(\$400,000.00)</u>	<u>\$0.00</u>	<u>(\$400,000.00)</u>	<u>\$0.00</u>	<u>(\$159,904.00)</u>	<u>(\$65,832.00)</u>	<u>(\$174,264.00)</u>	<u>56%</u>	<u>(\$1,436,452.63)</u>



Monthly Expenditure Report All Funds

Fiscal Year to Date 02/29/24
Exclude Rollup Account

Account	Account Description	Adopted Budget	Budget Amendments	Amended Budget	Current Month Transactions	YTD Encumbrances	YTD Transactions	Budget - YTD Transactions	% Used/ Rec'd	Prior Year YTD
Fund 475 - Sewer SDC Fund										
Department 901 - Ending Fund Balance										
	EXPENSE									
	<i>Contingencies and Unappropriated Balances</i>									
5981.005	Reserve for Future Years	1,508,280.00	.00	1,508,280.00	.00	.00	.00	1,508,280.00	0	.00
	<i>Contingencies and Unappropriated Balances Totals</i>	\$1,508,280.00	\$0.00	\$1,508,280.00	\$0.00	\$0.00	\$0.00	\$1,508,280.00	0%	\$0.00
	EXPENSE TOTALS	\$1,508,280.00	\$0.00	\$1,508,280.00	\$0.00	\$0.00	\$0.00	\$1,508,280.00	0%	\$0.00
	Department 901 - Ending Fund Balance Totals	(\$1,508,280.00)	\$0.00	(\$1,508,280.00)	\$0.00	\$0.00	\$0.00	(\$1,508,280.00)	0%	\$0.00
	Fund 475 - Sewer SDC Fund Totals	\$1,908,280.00	\$0.00	\$1,908,280.00	\$0.00	\$159,904.00	\$65,832.00	\$1,682,544.00		\$1,436,452.63



Monthly Expenditure Report All Funds

Fiscal Year to Date 02/29/24
Exclude Rollup Account

Account	Account Description	Adopted Budget	Budget Amendments	Amended Budget	Current Month Transactions	YTD Encumbrances	YTD Transactions	Budget - YTD Transactions	% Used/ Rec'd	Prior Year YTD
Fund 568 - Information Technology Fund										
Department 152 - IT										
EXPENSE										
<i>Personnel Services</i>										
5111	Regular Wages	467,650.00	.00	467,650.00	32,117.35	.00	255,329.41	212,320.59	55	233,700.71
5121	Overtime	.00	.00	.00	304.26	.00	1,731.12	(1,731.12)	+++	185.66
5211	OR Workers' Benefit	110.00	.00	110.00	6.70	.00	55.32	54.68	50	54.73
5212	Social Security	36,260.00	.00	36,260.00	2,460.02	.00	19,459.60	16,800.40	54	19,113.28
5213	Med & Dent Ins	103,290.00	.00	103,290.00	7,105.39	.00	44,524.18	58,765.82	43	33,785.03
5214.100	PERS - City	79,970.00	.00	79,970.00	5,536.58	.00	40,233.24	39,736.76	50	33,947.37
5214.600	PERS 6%	28,070.00	.00	28,070.00	1,979.33	.00	14,373.40	13,696.60	51	14,871.61
5214.800	DEFERED COMP - CITY	7,400.00	.00	7,400.00	567.63	.00	4,542.75	2,857.25	61	4,641.13
5215	Long Term Disability Ins	580.00	.00	580.00	64.51	.00	418.76	161.24	72	399.63
5216	Unemployment Insurance	6,080.00	.00	6,080.00	421.49	.00	3,341.80	2,738.20	55	2,573.27
5217	Life Insurance	370.00	.00	370.00	41.57	.00	269.76	100.24	73	257.40
5218	Paid Family Leave Insurance	1,880.00	.00	1,880.00	123.43	.00	976.80	903.20	52	166.59
<i>Personnel Services Totals</i>		\$731,660.00	\$0.00	\$731,660.00	\$50,728.26	\$0.00	\$385,256.14	\$346,403.86	53%	\$343,696.41
<i>Materials & Services</i>										
5315	Computer Supplies	42,000.00	.00	42,000.00	2,969.90	689.59	19,529.73	21,780.68	48	27,446.38
5319	Office Supplies	1,000.00	.00	1,000.00	.00	.00	530.84	469.16	53	990.02
5323	Fuel	1,100.00	.00	1,100.00	11.65	.00	423.39	676.61	38	596.60
5409.140	Garage Services	1,000.00	.00	1,000.00	.00	.00	.00	1,000.00	0	45.28
5414	Accounting/Auditing	500.00	.00	500.00	175.00	.00	665.00	(165.00)	133	555.00
5415	Computer	77,000.00	.00	77,000.00	.00	1,588.77	10,558.50	64,852.73	16	13,629.53
5419	Other Professional Serv	100,000.00	.00	100,000.00	8,932.76	1,909.60	93,080.40	5,010.00	95	85,947.44
5421	Telephone/Data	9,000.00	.00	9,000.00	45.67	513.90	4,398.30	4,087.80	55	4,137.39
5422	Postage	200.00	.00	200.00	.00	.00	10.14	189.86	5	47.19
5423	Internet	16,000.00	.00	16,000.00	1,283.33	.00	8,988.10	7,011.90	56	9,436.34
5433	Mileage	500.00	.00	500.00	.00	.00	810.42	(310.42)	162	101.71
5446	Software Licenses	460,800.00	.00	460,800.00	16,482.50	16,780.36	432,761.59	11,258.05	98	376,158.96
5448	Internal Rent	18,430.00	.00	18,430.00	1,535.83	.00	12,286.64	6,143.36	67	10,340.00
5449	Leases - Other	25,000.00	.00	25,000.00	2,450.66	9,583.63	19,824.29	(4,407.92)	118	18,402.84
5461	Auto Insurance	510.00	.00	510.00	42.50	.00	340.00	170.00	67	393.36
5464	Workers' Comp	3,890.00	.00	3,890.00	324.17	.00	2,593.36	1,296.64	67	2,533.36
5465	General Liability Insurance	10,650.00	.00	10,650.00	887.50	.00	7,100.00	3,550.00	67	6,546.64
5471	Equipment Repair & Maint	7,000.00	.00	7,000.00	.00	.00	1,402.52	5,597.48	20	11,125.50
5492	Registrations/Training	14,000.00	.00	14,000.00	350.00	.00	6,245.08	7,754.92	45	5,000.00
<i>Materials & Services Totals</i>		\$788,580.00	\$0.00	\$788,580.00	\$35,491.47	\$31,065.85	\$621,548.30	\$135,965.85	83%	\$573,433.54
<i>Capital Outlay</i>										
5641	Office Furniture & Equip	.00	.00	.00	.00	8,956.40	.00	(8,956.40)	+++	.00
5645.101	Network	150,000.00	.00	150,000.00	.00	.00	59,985.83	90,014.17	40	163,073.18



Monthly Expenditure Report All Funds

Fiscal Year to Date 02/29/24
Exclude Rollup Account

Account	Account Description	Adopted Budget	Budget Amendments	Amended Budget	Current Month Transactions	YTD Encumbrances	YTD Transactions	Budget - YTD Transactions	% Used/ Rec'd	Prior Year YTD
Fund	568 - Information Technology Fund									
Department	152 - IT									
	EXPENSE									
	<i>Capital Outlay Totals</i>	\$150,000.00	\$0.00	\$150,000.00	\$0.00	\$8,956.40	\$59,985.83	\$81,057.77	46%	\$163,073.18
	<i>Transfers Out</i>									
5811.693	Transfer to Reserve for PERS	.00	.00	.00	.00	.00	.00	.00	+++	3,800.00
	<i>Transfers Out Totals</i>	\$0.00	\$0.00	\$0.00	\$0.00	\$0.00	\$0.00	\$0.00	+++	\$3,800.00
	EXPENSE TOTALS	\$1,670,240.00	\$0.00	\$1,670,240.00	\$86,219.73	\$40,022.25	\$1,066,790.27	\$563,427.48	66%	\$1,084,003.13
	Department 152 - IT Totals	(\$1,670,240.00)	\$0.00	(\$1,670,240.00)	(\$86,219.73)	(\$40,022.25)	(\$1,066,790.27)	(\$563,427.48)	66%	(\$1,084,003.13)



Monthly Expenditure Report All Funds

Fiscal Year to Date 02/29/24
Exclude Rollup Account

Account	Account Description	Adopted Budget	Budget Amendments	Amended Budget	Current Month Transactions	YTD Encumbrances	YTD Transactions	Budget - YTD Transactions	% Used/ Rec'd	Prior Year YTD
Fund 568 - Information Technology Fund										
Department 901 - Ending Fund Balance										
EXPENSE										
<i>Contingencies and Unappropriated Balances</i>										
5921	Contingency	216,550.00	.00	216,550.00	.00	.00	.00	216,550.00	0	.00
5981.004	Reserve--Equipment	120,000.00	.00	120,000.00	.00	.00	.00	120,000.00	0	.00
<i>Contingencies and Unappropriated Balances Totals</i>		\$336,550.00	\$0.00	\$336,550.00	\$0.00	\$0.00	\$0.00	\$336,550.00	0%	\$0.00
EXPENSE TOTALS		\$336,550.00	\$0.00	\$336,550.00	\$0.00	\$0.00	\$0.00	\$336,550.00	0%	\$0.00
Department 901 - Ending Fund Balance Totals		(\$336,550.00)	\$0.00	(\$336,550.00)	\$0.00	\$0.00	\$0.00	(\$336,550.00)	0%	\$0.00
Fund 568 - Information Technology Fund Totals		\$2,006,790.00	\$0.00	\$2,006,790.00	\$86,219.73	\$40,022.25	\$1,066,790.27	\$899,977.48		\$1,084,003.13



Monthly Expenditure Report All Funds

Fiscal Year to Date 02/29/24
Exclude Rollup Account

Account	Account Description	Adopted Budget	Budget Amendments	Amended Budget	Current Month Transactions	YTD Encumbrances	YTD Transactions	Budget - YTD Transactions	% Used/ Rec'd	Prior Year YTD
Fund 581 - Insurance Fund										
Department 131 - City Recorder										
EXPENSE										
<i>Personnel Services</i>										
5111	Regular Wages	57,450.00	.00	57,450.00	4,406.16	.00	35,252.54	22,197.46	61	32,153.95
5121	Overtime	.00	.00	.00	2.98	.00	42.56	(42.56)	+++	31.78
5211	OR Workers' Benefit	10.00	.00	10.00	.74	.00	5.86	4.14	59	6.02
5212	Social Security	4,610.00	.00	4,610.00	345.92	.00	2,767.47	1,842.53	60	2,701.33
5213	Med & Dent Ins	3,430.00	.00	3,430.00	290.25	.00	2,039.43	1,390.57	59	1,963.35
5214.100	PERS - City	10,190.00	.00	10,190.00	766.20	.00	6,125.84	4,064.16	60	4,967.51
5214.600	PERS 6%	3,450.00	.00	3,450.00	274.63	.00	2,195.44	1,254.56	64	2,166.82
5214.800	DEFERED COMP - CITY	2,660.00	.00	2,660.00	168.68	.00	1,400.60	1,259.40	53	1,532.61
5215	Long Term Disability Ins	90.00	.00	90.00	8.60	.00	60.87	29.13	68	55.44
5216	Unemployment Insurance	740.00	.00	740.00	57.34	.00	459.02	280.98	62	357.83
5217	Life Insurance	60.00	.00	60.00	5.55	.00	39.23	20.77	65	35.60
5218	Paid Family Leave Insurance	230.00	.00	230.00	16.72	.00	133.58	96.42	58	23.90
<i>Personnel Services Totals</i>		\$82,920.00	\$0.00	\$82,920.00	\$6,343.77	\$0.00	\$50,522.44	\$32,397.56	61%	\$45,996.14
<i>Materials & Services</i>										
5414	Accounting/Auditing	800.00	.00	800.00	175.00	.00	665.00	135.00	83	555.00
5419	Other Professional Serv	100.00	.00	100.00	.00	.00	.00	100.00	0	.00
5432	Meals	150.00	.00	150.00	.00	.00	72.28	77.72	48	.00
5433	Mileage	250.00	.00	250.00	.00	.00	193.88	56.12	78	.00
5439	Travel	350.00	.00	350.00	.00	.00	.00	350.00	0	.00
5461	Auto Insurance	93,500.00	.00	93,500.00	.00	.00	113,821.41	(20,321.41)	122	84,792.49
5463	Property/Earthquake Insurance	180,550.00	.00	180,550.00	.00	.00	197,338.90	(16,788.90)	109	156,374.97
5464	Workers' Comp	230,000.00	.00	230,000.00	.00	.00	221,610.62	8,389.38	96	159,737.89
5465	General Liability Insurance	325,000.00	.00	325,000.00	.00	.00	307,503.63	17,496.37	95	277,489.11
5468	Deductible	10,000.00	.00	10,000.00	.00	.00	.00	10,000.00	0	5,000.00
5469	Other Insurance Costs	35,000.00	50,000.00	85,000.00	1,254.00	.00	22,656.75	62,343.25	27	15,391.50
5491	Dues & Subscriptions	200.00	.00	200.00	.00	.00	565.00	(365.00)	282	170.00
5492	Registrations/Training	1,900.00	.00	1,900.00	.00	.00	175.00	1,725.00	9	816.20
<i>Materials & Services Totals</i>		\$877,800.00	\$50,000.00	\$927,800.00	\$1,429.00	\$0.00	\$864,602.47	\$63,197.53	93%	\$700,327.16
<i>Transfers Out</i>										
5811.693	Transfer to Reserve for PERS	.00	.00	.00	.00	.00	.00	.00	+++	553.36
<i>Transfers Out Totals</i>		\$0.00	\$0.00	\$0.00	\$0.00	\$0.00	\$0.00	\$0.00	+++	\$553.36
EXPENSE TOTALS		\$960,720.00	\$50,000.00	\$1,010,720.00	\$7,772.77	\$0.00	\$915,124.91	\$95,595.09	91%	\$746,876.66
Department 131 - City Recorder Totals		(\$960,720.00)	(\$50,000.00)	(\$1,010,720.00)	(\$7,772.77)	\$0.00	(\$915,124.91)	(\$95,595.09)	91%	(\$746,876.66)



Monthly Expenditure Report All Funds

Fiscal Year to Date 02/29/24
Exclude Rollup Account

Account	Account Description	Adopted Budget	Budget Amendments	Amended Budget	Current Month Transactions	YTD Encumbrances	YTD Transactions	Budget - YTD Transactions	% Used/ Rec'd	Prior Year YTD
Fund	581 - Insurance Fund									
Department	901 - Ending Fund Balance									
	EXPENSE									
	<i>Contingencies and Unappropriated Balances</i>									
5921	Contingency	549,730.00	.00	549,730.00	.00	.00	.00	549,730.00	0	.00
	<i>Contingencies and Unappropriated Balances Totals</i>	\$549,730.00	\$0.00	\$549,730.00	\$0.00	\$0.00	\$0.00	\$549,730.00	0%	\$0.00
	EXPENSE TOTALS	\$549,730.00	\$0.00	\$549,730.00	\$0.00	\$0.00	\$0.00	\$549,730.00	0%	\$0.00
	Department 901 - Ending Fund Balance Totals	(\$549,730.00)	\$0.00	(\$549,730.00)	\$0.00	\$0.00	\$0.00	(\$549,730.00)	0%	\$0.00
	Fund 581 - Insurance Fund Totals	\$1,510,450.00	\$50,000.00	\$1,560,450.00	\$7,772.77	\$0.00	\$915,124.91	\$645,325.09		\$746,876.66



Monthly Expenditure Report All Funds

Fiscal Year to Date 02/29/24
Exclude Rollup Account

Account	Account Description	Adopted Budget	Budget Amendments	Amended Budget	Current Month Transactions	YTD Encumbrances	YTD Transactions	Budget - YTD Transactions	% Used/ Rec'd	Prior Year YTD
Fund 591	Equipment Replacement Fund									
Department 611	Water									
	EXPENSE									
	<i>Capital Outlay</i>									
5649	Other Equipment	519,600.00	.00	519,600.00	.00	.00	.00	519,600.00	0	8,466.07
	<i>Capital Outlay Totals</i>	\$519,600.00	\$0.00	\$519,600.00	\$0.00	\$0.00	\$0.00	\$519,600.00	0%	\$8,466.07
	EXPENSE TOTALS	\$519,600.00	\$0.00	\$519,600.00	\$0.00	\$0.00	\$0.00	\$519,600.00	0%	\$8,466.07
Department 611	Water Totals	(\$519,600.00)	\$0.00	(\$519,600.00)	\$0.00	\$0.00	\$0.00	(\$519,600.00)	0%	(\$8,466.07)



Monthly Expenditure Report All Funds

Fiscal Year to Date 02/29/24
Exclude Rollup Account

Account	Account Description	Adopted Budget	Budget Amendments	Amended Budget	Current Month Transactions	YTD Encumbrances	YTD Transactions	Budget - YTD Transactions	% Used/Rec'd	Prior Year YTD
Fund 591	Equipment Replacement Fund									
Department 621	Sewer									
	EXPENSE									
	<i>Capital Outlay</i>									
5649	Other Equipment	395,810.00	.00	395,810.00	.00	.00	.00	395,810.00	0	6,666.08
	<i>Capital Outlay Totals</i>	<u>\$395,810.00</u>	<u>\$0.00</u>	<u>\$395,810.00</u>	<u>\$0.00</u>	<u>\$0.00</u>	<u>\$0.00</u>	<u>\$395,810.00</u>	<u>0%</u>	<u>\$6,666.08</u>
	EXPENSE TOTALS	<u>\$395,810.00</u>	<u>\$0.00</u>	<u>\$395,810.00</u>	<u>\$0.00</u>	<u>\$0.00</u>	<u>\$0.00</u>	<u>\$395,810.00</u>	<u>0%</u>	<u>\$6,666.08</u>
Department 621	Sewer Totals	<u>(\$395,810.00)</u>	<u>\$0.00</u>	<u>(\$395,810.00)</u>	<u>\$0.00</u>	<u>\$0.00</u>	<u>\$0.00</u>	<u>(\$395,810.00)</u>	<u>0%</u>	<u>(\$6,666.08)</u>



Monthly Expenditure Report All Funds

Fiscal Year to Date 02/29/24
Exclude Rollup Account

Account	Account Description	Adopted Budget	Budget Amendments	Amended Budget	Current Month Transactions	YTD Encumbrances	YTD Transactions	Budget - YTD Transactions	% Used/ Rec'd	Prior Year YTD
Fund 591	Equipment Replacement Fund									
Department 631	Maintenance									
	EXPENSE									
	<i>Capital Outlay</i>									
5649	Other Equipment	329,110.00	.00	329,110.00	.00	.00	.00	329,110.00	0	6,666.08
	<i>Capital Outlay Totals</i>	\$329,110.00	\$0.00	\$329,110.00	\$0.00	\$0.00	\$0.00	\$329,110.00	0%	\$6,666.08
	EXPENSE TOTALS	\$329,110.00	\$0.00	\$329,110.00	\$0.00	\$0.00	\$0.00	\$329,110.00	0%	\$6,666.08
	Department 631 - Maintenance Totals	(\$329,110.00)	\$0.00	(\$329,110.00)	\$0.00	\$0.00	\$0.00	(\$329,110.00)	0%	(\$6,666.08)



Monthly Expenditure Report All Funds

Fiscal Year to Date 02/29/24
Exclude Rollup Account

Account	Account Description	Adopted Budget	Budget Amendments	Amended Budget	Current Month Transactions	YTD Encumbrances	YTD Transactions	Budget - YTD Transactions	% Used/ Rec'd	Prior Year YTD
Fund 591	Equipment Replacement Fund									
Department 671	Transit									
	EXPENSE									
	<i>Capital Outlay</i>									
5649	Other Equipment	3,730.00	.00	3,730.00	.00	.00	.00	3,730.00	0	.00
	<i>Capital Outlay Totals</i>	\$3,730.00	\$0.00	\$3,730.00	\$0.00	\$0.00	\$0.00	\$3,730.00	0%	\$0.00
	EXPENSE TOTALS	\$3,730.00	\$0.00	\$3,730.00	\$0.00	\$0.00	\$0.00	\$3,730.00	0%	\$0.00
Department 671	Transit Totals	(\$3,730.00)	\$0.00	(\$3,730.00)	\$0.00	\$0.00	\$0.00	(\$3,730.00)	0%	\$0.00



Monthly Expenditure Report All Funds

Fiscal Year to Date 02/29/24
Exclude Rollup Account

Account	Account Description	Adopted Budget	Budget Amendments	Amended Budget	Current Month Transactions	YTD Encumbrances	YTD Transactions	Budget - YTD Transactions	% Used/ Rec'd	Prior Year YTD
Fund	591 - Equipment Replacement Fund									
Department	691 - Public Works Administration									
	EXPENSE									
	<i>Capital Outlay</i>									
5649	Other Equipment	26,390.00	.00	26,390.00	.00	.00	.00	26,390.00	0	6,666.08
	<i>Capital Outlay Totals</i>	\$26,390.00	\$0.00	\$26,390.00	\$0.00	\$0.00	\$0.00	\$26,390.00	0%	\$6,666.08
	EXPENSE TOTALS	\$26,390.00	\$0.00	\$26,390.00	\$0.00	\$0.00	\$0.00	\$26,390.00	0%	\$6,666.08
	Department 691 - Public Works Administration Totals	(\$26,390.00)	\$0.00	(\$26,390.00)	\$0.00	\$0.00	\$0.00	(\$26,390.00)	0%	(\$6,666.08)
	Fund 591 - Equipment Replacement Fund Totals	\$1,274,640.00	\$0.00	\$1,274,640.00	\$0.00	\$0.00	\$0.00	\$1,274,640.00		\$28,464.31



Monthly Expenditure Report All Funds

Fiscal Year to Date 02/29/24
Exclude Rollup Account

Account	Account Description	Adopted Budget	Budget Amendments	Amended Budget	Current Month Transactions	YTD Encumbrances	YTD Transactions	Budget - YTD Transactions	% Used/ Rec'd	Prior Year YTD
Fund	693 - Reserve for PERS									
Department	901 - Ending Fund Balance									
	EXPENSE									
	<i>Contingencies and Unappropriated Balances</i>									
5921	Contingency	391,120.00	.00	391,120.00	.00	.00	.00	391,120.00	0	.00
	<i>Contingencies and Unappropriated Balances Totals</i>	\$391,120.00	\$0.00	\$391,120.00	\$0.00	\$0.00	\$0.00	\$391,120.00	0%	\$0.00
	EXPENSE TOTALS	\$391,120.00	\$0.00	\$391,120.00	\$0.00	\$0.00	\$0.00	\$391,120.00	0%	\$0.00
	Department 901 - Ending Fund Balance Totals	(\$391,120.00)	\$0.00	(\$391,120.00)	\$0.00	\$0.00	\$0.00	(\$391,120.00)	0%	\$0.00
	Fund 693 - Reserve for PERS Totals	\$391,120.00	\$0.00	\$391,120.00	\$0.00	\$0.00	\$0.00	\$391,120.00		\$0.00



Monthly Expenditure Report All Funds

Fiscal Year to Date 02/29/24
Exclude Rollup Account

Account	Account Description	Adopted Budget	Budget Amendments	Amended Budget	Current Month Transactions	YTD Encumbrances	YTD Transactions	Budget - YTD Transactions	% Used/ Rec'd	Prior Year YTD
Fund 695 - Lavelle Black Trust Fund										
Department 211 - Police										
EXPENSE										
<i>Materials & Services</i>										
5329	Other Supplies	2,500.00	.00	2,500.00	929.48	.00	1,630.47	869.53	65	.00
5419	Other Professional Serv	2,500.00	.00	2,500.00	.00	.00	.00	2,500.00	0	.00
5492	Registrations/Training	2,500.00	.00	2,500.00	.00	.00	.00	2,500.00	0	.00
<i>Materials & Services Totals</i>		\$7,500.00	\$0.00	\$7,500.00	\$929.48	\$0.00	\$1,630.47	\$5,869.53	22%	\$0.00
EXPENSE TOTALS		\$7,500.00	\$0.00	\$7,500.00	\$929.48	\$0.00	\$1,630.47	\$5,869.53	22%	\$0.00
Department 211 - Police Totals		(\$7,500.00)	\$0.00	(\$7,500.00)	(\$929.48)	\$0.00	(\$1,630.47)	(\$5,869.53)	22%	\$0.00



Monthly Expenditure Report All Funds

Fiscal Year to Date 02/29/24
Exclude Rollup Account

Account	Account Description	Adopted Budget	Budget Amendments	Amended Budget	Current Month Transactions	YTD Encumbrances	YTD Transactions	Budget - YTD Transactions	% Used/ Rec'd	Prior Year YTD
Fund	695 - Lavelle Black Trust Fund									
Department	901 - Ending Fund Balance									
	EXPENSE									
	<i>Contingencies and Unappropriated Balances</i>									
5921	Contingency	25,690.00	.00	25,690.00	.00	.00	.00	25,690.00	0	.00
	<i>Contingencies and Unappropriated Balances Totals</i>	\$25,690.00	\$0.00	\$25,690.00	\$0.00	\$0.00	\$0.00	\$25,690.00	0%	\$0.00
	EXPENSE TOTALS	\$25,690.00	\$0.00	\$25,690.00	\$0.00	\$0.00	\$0.00	\$25,690.00	0%	\$0.00
	Department 901 - Ending Fund Balance Totals	(\$25,690.00)	\$0.00	(\$25,690.00)	\$0.00	\$0.00	\$0.00	(\$25,690.00)	0%	\$0.00
	Fund 695 - Lavelle Black Trust Fund Totals	\$33,190.00	\$0.00	\$33,190.00	\$929.48	\$0.00	\$1,630.47	\$31,559.53		\$0.00



Monthly Expenditure Report All Funds

Fiscal Year to Date 02/29/24
Exclude Rollup Account

Account	Account Description	Adopted Budget	Budget Amendments	Amended Budget	Current Month Transactions	YTD Encumbrances	YTD Transactions	Budget - YTD Transactions	% Used/ Rec'd	Prior Year YTD
Fund 720 - Urban Renewal Fund										
Department 125 - Economic Development										
EXPENSE										
<i>Personnel Services</i>										
5111	Regular Wages	192,520.00	.00	192,520.00	14,681.25	.00	118,213.82	74,306.18	61	95,594.49
5121	Overtime	.00	.00	.00	8.93	.00	78.80	(78.80)	+++	141.94
5211	OR Workers' Benefit	30.00	.00	30.00	2.26	.00	17.57	12.43	59	16.22
5212	Social Security	15,330.00	.00	15,330.00	1,137.47	.00	9,070.02	6,259.98	59	7,887.83
5213	Med & Dent Ins	24,930.00	.00	24,930.00	2,086.80	.00	15,030.78	9,899.22	60	14,397.41
5214.100	PERS - City	34,470.00	.00	34,470.00	2,598.54	.00	20,950.63	13,519.37	61	15,051.78
5214.600	PERS 6%	11,560.00	.00	11,560.00	924.02	.00	7,445.69	4,114.31	64	6,463.34
5214.800	DEFERED COMP - CITY	9,520.00	.00	9,520.00	710.34	.00	5,804.70	3,715.30	61	4,731.45
5215	Long Term Disability Ins	340.00	.00	340.00	30.68	.00	207.60	132.40	61	161.98
5216	Unemployment Insurance	2,510.00	.00	2,510.00	191.00	.00	1,538.16	971.84	61	1,075.94
5217	Life Insurance	220.00	.00	220.00	19.59	.00	132.38	87.62	60	104.19
5218	Paid Family Leave Insurance	770.00	.00	770.00	51.97	.00	422.55	347.45	55	66.63
<i>Personnel Services Totals</i>		\$292,200.00	\$0.00	\$292,200.00	\$22,442.85	\$0.00	\$178,912.70	\$113,287.30	61%	\$145,693.20
<i>Materials & Services</i>										
5414	Accounting/Auditing	3,000.00	.00	3,000.00	1,050.00	.00	3,990.00	(990.00)	133	3,330.00
5419	Other Professional Serv	125,000.00	.00	125,000.00	1,307.41	9,531.77	56,005.64	59,462.59	52	19,861.46
5428	IT Support	9,450.00	.00	9,450.00	787.50	.00	6,300.00	3,150.00	67	5,880.00
5448	Internal Rent	1,100.00	.00	1,100.00	91.67	.00	733.36	366.64	67	613.32
5520	Grant Program	400,000.00	.00	400,000.00	1,450.00	1,000.00	211,293.00	187,707.00	53	16,538.00
5530	Design Services	15,000.00	.00	15,000.00	.00	2,355.00	5,726.20	6,918.80	54	15,938.89
<i>Materials & Services Totals</i>		\$553,550.00	\$0.00	\$553,550.00	\$4,686.58	\$12,886.77	\$284,048.20	\$256,615.03	54%	\$62,161.67
<i>Capital Outlay</i>										
5630	Public Art	260,000.00	.00	260,000.00	.00	.00	619.05	259,380.95	0	5,418.45
5631	Streets/Alleys/Sidewalks	240,000.00	.00	240,000.00	.00	.00	.00	240,000.00	0	108.15
5639	Other Improvements	236,000.00	.00	236,000.00	.00	49,980.00	111,585.85	74,434.15	68	172,552.47
<i>Capital Outlay Totals</i>		\$736,000.00	\$0.00	\$736,000.00	\$0.00	\$49,980.00	\$112,204.90	\$573,815.10	22%	\$178,079.07
<i>Debt Service</i>										
5711	Bond Principal	285,000.00	.00	285,000.00	.00	.00	.00	285,000.00	0	.00
5721	Bond Interest	50,750.00	.00	50,750.00	.00	.00	25,373.20	25,376.80	50	29,209.65
<i>Debt Service Totals</i>		\$335,750.00	\$0.00	\$335,750.00	\$0.00	\$0.00	\$25,373.20	\$310,376.80	8%	\$29,209.65
<i>Transfers Out</i>										
5811.693	Transfer to Reserve for PERS	.00	.00	.00	.00	.00	.00	.00	+++	1,906.64
<i>Transfers Out Totals</i>		\$0.00	\$0.00	\$0.00	\$0.00	\$0.00	\$0.00	\$0.00	+++	\$1,906.64
EXPENSE TOTALS		\$1,917,500.00	\$0.00	\$1,917,500.00	\$27,129.43	\$62,866.77	\$600,539.00	\$1,254,094.23	35%	\$417,050.23
Department 125 - Economic Development Totals		(\$1,917,500.00)	\$0.00	(\$1,917,500.00)	(\$27,129.43)	(\$62,866.77)	(\$600,539.00)	(\$1,254,094.23)	35%	(\$417,050.23)



Monthly Expenditure Report All Funds

Fiscal Year to Date 02/29/24
Exclude Rollup Account

Account	Account Description	Adopted Budget	Budget Amendments	Amended Budget	Current Month Transactions	YTD Encumbrances	YTD Transactions	Budget - YTD Transactions	% Used/ Rec'd	Prior Year YTD
Fund	720 - Urban Renewal Fund									
Department	901 - Ending Fund Balance									
	EXPENSE									
	<i>Contingencies and Unappropriated Balances</i>									
5921	Contingency	60,000.00	.00	60,000.00	.00	.00	.00	60,000.00	0	.00
5981.008	Reserve for URA Debt	333,730.00	.00	333,730.00	.00	.00	.00	333,730.00	0	.00
	<i>Contingencies and Unappropriated Balances Totals</i>	<u>\$393,730.00</u>	<u>\$0.00</u>	<u>\$393,730.00</u>	<u>\$0.00</u>	<u>\$0.00</u>	<u>\$0.00</u>	<u>\$393,730.00</u>	<u>0%</u>	<u>\$0.00</u>
	EXPENSE TOTALS	<u>\$393,730.00</u>	<u>\$0.00</u>	<u>\$393,730.00</u>	<u>\$0.00</u>	<u>\$0.00</u>	<u>\$0.00</u>	<u>\$393,730.00</u>	<u>0%</u>	<u>\$0.00</u>
	Department 901 - Ending Fund Balance Totals	<u>(\$393,730.00)</u>	<u>\$0.00</u>	<u>(\$393,730.00)</u>	<u>\$0.00</u>	<u>\$0.00</u>	<u>\$0.00</u>	<u>(\$393,730.00)</u>	<u>0%</u>	<u>\$0.00</u>
	Fund 720 - Urban Renewal Fund Totals	<u>\$2,311,230.00</u>	<u>\$0.00</u>	<u>\$2,311,230.00</u>	<u>\$27,129.43</u>	<u>\$62,866.77</u>	<u>\$600,539.00</u>	<u>\$1,647,824.23</u>		<u>\$417,050.23</u>
	Grand Totals	<u>\$130,286,350.00</u>	<u>\$2,680,000.00</u>	<u>\$132,966,350.00</u>	<u>\$2,911,748.00</u>	<u>\$996,334.19</u>	<u>\$27,810,846.42</u>	<u>\$104,159,169.39</u>		<u>\$39,772,590.93</u>

Year-to-Date Revenue for All Funds



Monthly Revenue Report All Funds

Fiscal Year to Date 02/29/24
Exclude Rollup Account

Account	Account Description	Adopted Budget	Budget Amendments	Amended Budget	Current Month Transactions	YTD Encumbrances	YTD Transactions	Budget - YTD Transactions	% Used/ Rec'd	Prior Year YTD
Fund 001 - General Fund										
REVENUE										
<i>Fund Balance</i>										
3081	Beginning Fund Balance	10,470,720.00	.00	10,470,720.00	.00	.00	.00	10,470,720.00	0	.00
<i>Fund Balance Totals</i>		\$10,470,720.00	\$0.00	\$10,470,720.00	\$0.00	\$0.00	\$0.00	\$10,470,720.00	0%	\$0.00
<i>Taxes</i>										
3111	Property Tax - Current	11,700,000.00	.00	11,700,000.00	42,164.04	.00	10,762,457.41	937,542.59	92	10,500,429.62
3112	Property Tax - Delinquent	240,000.00	.00	240,000.00	7,749.01	.00	161,118.44	78,881.56	67	158,339.60
3133	Hotel/Motel Tax	500,000.00	.00	500,000.00	26,372.31	.00	290,311.25	209,688.75	58	301,626.18
<i>Taxes Totals</i>		\$12,440,000.00	\$0.00	\$12,440,000.00	\$76,285.36	\$0.00	\$11,213,887.10	\$1,226,112.90	90%	\$10,960,395.40
<i>Licenses and Permits</i>										
3211	Business License	45,000.00	.00	45,000.00	3,825.00	.00	26,287.50	18,712.50	58	28,477.50
3213	RoW Utility License	1,500.00	.00	1,500.00	.00	.00	1,200.00	300.00	80	300.00
3219	Other License	3,000.00	.00	3,000.00	1,513.00	.00	1,958.00	1,042.00	65	2,355.00
3220	Taxicab Permits	3,100.00	.00	3,100.00	.00	.00	1,350.00	1,750.00	44	1,650.00
3221.111	Demo Permits	.00	.00	.00	.00	.00	.00	.00	+++	750.00
3224	R/W Construction Permits	200,000.00	.00	200,000.00	5,160.00	.00	64,893.08	135,106.92	32	290,236.55
3451	T&E Planning Develop Fee	162,950.00	.00	162,950.00	9,716.99	.00	118,236.17	44,713.83	73	117,915.00
3456	Planning Fees	250,000.00	.00	250,000.00	47,765.00	.00	127,921.50	122,078.50	51	235,680.00
<i>Licenses and Permits Totals</i>		\$665,550.00	\$0.00	\$665,550.00	\$67,979.99	\$0.00	\$341,846.25	\$323,703.75	51%	\$677,364.05
<i>Intergovernmental</i>										
3332	Federal Grants	20,000.00	.00	20,000.00	.00	.00	.00	20,000.00	0	.00
3333	Federal Grants Indirect	.00	450,000.00	450,000.00	.00	.00	10,064.12	439,935.88	2	184,522.09
3341	State Grants	205,000.00	260,000.00	465,000.00	.00	.00	183,482.09	281,517.91	39	.00
3351	Grants	696,950.00	.00	696,950.00	7,125.00	.00	84,076.00	612,874.00	12	215,807.30
3362	State Liquor Proration	460,000.00	.00	460,000.00	64,639.55	.00	305,968.91	154,031.09	67	320,361.52
3363	State Cigarette Tax	22,000.00	.00	22,000.00	1,399.41	.00	10,860.89	11,139.11	49	12,274.17
3364	State Revenue Sharing	400,000.00	.00	400,000.00	113,752.12	.00	213,605.63	186,394.37	53	215,651.84
3365	Regional Library Services	95,470.00	.00	95,470.00	2,623.50	.00	55,313.55	40,156.45	58	82,348.24
3366	Ready to Read Grant	4,750.00	.00	4,750.00	.00	.00	4,897.00	(147.00)	103	.00
3367	State Marijuana Tax Distribution - HB 3400 Local Option Tax	25,000.00	.00	25,000.00	.00	.00	19,770.73	5,229.27	79	17,791.84
3656	Engineering Internal Project WO Revenue	130,000.00	.00	130,000.00	1,417.56	.00	59,727.59	70,272.41	46	174,860.68
<i>Intergovernmental Totals</i>		\$2,059,170.00	\$710,000.00	\$2,769,170.00	\$190,957.14	\$0.00	\$947,766.51	\$1,821,403.49	34%	\$1,223,617.68
<i>Charges for Goods and Services</i>										
3415	Sale of Documents	200.00	.00	200.00	942.00	.00	11,824.25	(11,624.25)	5912	200.65
3416	Lien Search Revenue	15,150.00	.00	15,150.00	1,036.00	.00	8,725.00	6,425.00	58	8,800.00
3417	Resale of Merchandise	5,500.00	.00	5,500.00	319.00	.00	2,402.25	3,097.75	44	3,026.00
3418	Concession Sales	6,000.00	.00	6,000.00	503.75	.00	4,659.75	1,340.25	78	3,800.25
3421	Police Reimbursements	15,000.00	.00	15,000.00	5,733.00	.00	20,637.96	(5,637.96)	138	11,199.46
3421.001	Reimbursements School District	105,000.00	.00	105,000.00	2,097.35	.00	55,887.25	49,112.75	53	.00



Monthly Revenue Report All Funds

Fiscal Year to Date 02/29/24
Exclude Rollup Account

Account	Account Description	Adopted Budget	Budget Amendments	Amended Budget	Current Month Transactions	YTD Encumbrances	YTD Transactions	Budget - YTD Transactions	% Used/ Rec'd	Prior Year YTD
Fund 001 - General Fund										
REVENUE										
<i>Charges for Goods and Services</i>										
3421.013	Reimbursements Marion County	150,000.00	.00	150,000.00	.00	.00	50,169.80	99,830.20	33	50,484.82
3471.101	Pool Admissions	88,000.00	.00	88,000.00	5,910.00	.00	50,636.78	37,363.22	58	45,008.75
3471.102	Pool Memberships	71,000.00	.00	71,000.00	5,303.89	.00	51,106.21	19,893.79	72	29,982.31
3471.103	Pool Rentals	7,000.00	.00	7,000.00	410.00	.00	700.50	6,299.50	10	390.00
3471.104	Swimming Lessons	18,000.00	.00	18,000.00	1,250.50	.00	14,972.50	3,027.50	83	5,328.00
3471.105	Pool Sponsorships	1,500.00	.00	1,500.00	.00	.00	.00	1,500.00	0	200.00
3471.107	Towels/Misc	3,000.00	.00	3,000.00	.00	.00	.00	3,000.00	0	.00
3472	Rural Readers' Fees	1,000.00	.00	1,000.00	.00	.00	240.00	760.00	24	180.00
3473.101	Youth Sports	12,000.00	.00	12,000.00	.00	.00	2,131.43	9,868.57	18	6,940.70
3473.102	Adult Sports	4,000.00	.00	4,000.00	.00	.00	.00	4,000.00	0	862.30
3473.103	Youth Program	2,500.00	.00	2,500.00	.00	.00	(4,339.00)	6,839.00	-174	550.00
3473.105	Adult Program	.00	.00	.00	.00	.00	.00	.00	+++	(702.27)
3473.106	Recreation - Sponsorship Revenue	3,000.00	.00	3,000.00	.00	.00	3,500.00	(500.00)	117	5,500.00
3473.110	Arts & Culture	2,000.00	.00	2,000.00	.00	.00	.00	2,000.00	0	.00
3473.111	Active Adult	2,000.00	.00	2,000.00	765.00	.00	815.00	1,185.00	41	527.00
3474	Event Admission & Vendor Fees	1,000.00	.00	1,000.00	.00	.00	60.00	940.00	6	305.00
3474.099	Fiesta Event Admissions & Vendor Fees	64,000.00	.00	64,000.00	.00	.00	56,345.89	7,654.11	88	37,857.80
3476	Event Sponsorships	10,000.00	.00	10,000.00	.00	.00	13,350.00	(3,350.00)	134	10,600.00
3476.099	Fiesta Event Sponsorships	65,000.00	.00	65,000.00	.00	.00	51,730.00	13,270.00	80	11,500.00
3491	Rental Income	31,310.00	.00	31,310.00	1,575.00	.00	33,163.00	(1,853.00)	106	51,161.00
<i>Charges for Goods and Services Totals</i>		\$683,160.00	\$0.00	\$683,160.00	\$25,845.49	\$0.00	\$428,718.57	\$254,441.43	63%	\$283,701.77
<i>Fines and Forfeits</i>										
3530	Court Fines from Other Jurisdictions	24,750.00	.00	24,750.00	1,175.36	.00	10,412.85	14,337.15	42	13,236.83
3531	Court Fines	500,000.00	.00	500,000.00	29,510.07	.00	301,202.40	198,797.60	60	281,637.27
3531.101	Police Training Surcharge	15,000.00	.00	15,000.00	1,155.00	.00	12,432.00	2,568.00	83	11,817.68
3532	Towing Fee	10,000.00	.00	10,000.00	2,550.00	.00	12,900.00	(2,900.00)	129	10,050.00
3533	Alarm Fee	500.00	.00	500.00	90.00	.00	300.00	200.00	60	315.00
3536	Library Fines	5,000.00	.00	5,000.00	59.95	.00	179.74	4,820.26	4	156.37
<i>Fines and Forfeits Totals</i>		\$555,250.00	\$0.00	\$555,250.00	\$34,540.38	\$0.00	\$337,426.99	\$217,823.01	61%	\$317,213.15
<i>Franchise Fees</i>										
3226	RoW Franchise Revenue	210,000.00	.00	210,000.00	.00	.00	.00	210,000.00	0	.00
3226.001	RoW Franchise Revenue - Bullseye Telecom	.00	.00	.00	.00	.00	.00	.00	+++	323.05
3226.002	RoW Franchise Revenue - Consumer Cellular	.00	.00	.00	.00	.00	5,320.37	(5,320.37)	+++	5,373.56
3226.003	RoW Franchise Revenue - Dish Wireless	.00	.00	.00	.00	.00	45.39	(45.39)	+++	152.74
3226.005	RoW Franchise Revenue - Granite Telecommunications	.00	.00	.00	.00	.00	3,832.43	(3,832.43)	+++	3,895.93
3226.006	RoW Franchise Revenue - LS Networks	.00	.00	.00	.00	.00	884.22	(884.22)	+++	3,306.72
3226.007	RoW Franchise Revenue - Mitel Cloud Services	.00	.00	.00	.00	.00	23.94	(23.94)	+++	29.24



Monthly Revenue Report All Funds

Fiscal Year to Date 02/29/24
Exclude Rollup Account

Account	Account Description	Adopted Budget	Budget Amendments	Amended Budget	Current Month Transactions	YTD Encumbrances	YTD Transactions	Budget - YTD Transactions	% Used/ Rec'd	Prior Year YTD
Fund 001 - General Fund										
REVENUE										
<i>Franchise Fees</i>										
3226.008	RoW Franchise Revenue - Working Assets Funding Services	.00	.00	.00	.00	.00	.00	.00	+++	2.21
3226.009	RoW Franchise Revenue - Electric Lightwave	.00	.00	.00	.00	.00	4,806.67	(4,806.67)	+++	3,859.60
3226.010	RoW Franchise Revenue - vCom QuantumShift	.00	.00	.00	.00	.00	778.00	(778.00)	+++	1,008.49
3226.011	RoW Franchise Revenue - Gabb Wireless	.00	.00	.00	.00	.00	13.13	(13.13)	+++	13.07
3226.012	RoW Franchise Revenue - Qwest	.00	.00	.00	.00	.00	8,624.86	(8,624.86)	+++	11,920.20
3226.013	RoW Franchise Revenue - CenturyLink	.00	.00	.00	.00	.00	5,274.54	(5,274.54)	+++	7,464.02
3226.014	RoW Franchise Revenue - Level3	.00	.00	.00	.00	.00	5,834.67	(5,834.67)	+++	6,106.88
3226.015	RoW Franchise Revenue - Windstream	.00	.00	.00	.00	.00	66.94	(66.94)	+++	.00
3226.016	RoW Franchise Revenue - McLeod USA	.00	.00	.00	.00	.00	71.27	(71.27)	+++	109.04
3226.017	RoW Franchise Revenue - RingCentral	.00	.00	.00	.00	.00	347.91	(347.91)	+++	238.45
3226.021	RoW Franchise Revenue - GreatCall	.00	.00	.00	.00	.00	526.03	(526.03)	+++	547.44
3226.022	RoW Franchise Revenue - Clear Rate Communications	.00	.00	.00	.00	.00	177.13	(177.13)	+++	172.91
3226.023	RoW Franchise Revenue - Calpine Energy	.00	.00	.00	.00	.00	66,094.34	(66,094.34)	+++	56,617.26
3226.025	RoW Franchise Revenue - Constellation New Energy	.00	.00	.00	.00	.00	12,763.89	(12,763.89)	+++	13,750.14
3226.026	RoW Franchise Revenue - DataVision Telecom	.00	.00	.00	.00	.00	3,467.54	(3,467.54)	+++	3,836.79
3226.028	RoW Franchise Revenue - Spectrotel, Inc.	.00	.00	.00	.00	.00	89.33	(89.33)	+++	127.24
3226.029	RoW Franchise Revenue - MetTel	.00	.00	.00	.00	.00	470.45	(470.45)	+++	390.60
3226.030	RoW Franchise Revenue - Nextiva Inc	.00	.00	.00	.00	.00	197.39	(197.39)	+++	170.24
3226.031	RoW Franchise Revenue - iWireless	.00	.00	.00	.00	.00	52.70	(52.70)	+++	62.70
3226.032	RoW Franchise Revenue - Marconi	.00	.00	.00	.00	.00	36.29	(36.29)	+++	48.73
3226.033	RoW Franchise Revenue - Nuso	.00	.00	.00	.00	.00	29.46	(29.46)	+++	.09
3226.034	RoW Franchise Revenue - Ooma	.00	.00	.00	.00	.00	199.35	(199.35)	+++	161.14
3226.035	RoW Franchise Revenue - GC Pivotal	.00	.00	.00	.00	.00	27.66	(27.66)	+++	40.40
3226.036	RoW Franchise Revenue - Comcast	.00	.00	.00	.00	.00	19,538.70	(19,538.70)	+++	6,578.01
3226.037	RoW Franchise Revenue - Zoom Voice Comm	.00	.00	.00	.00	.00	2.81	(2.81)	+++	465.06
3226.038	RoW Franchise Revenue - 8X8 Inc	.00	.00	.00	.00	.00	1,346.38	(1,346.38)	+++	4,167.68
3226.039	RoW Franchise Revenue - Patriot Mobile	.00	.00	.00	46.07	.00	93.51	(93.51)	+++	200.38
3226.040	RoW Franchise Revenue - Interface Security Systems	.00	.00	.00	.00	.00	42.06	(42.06)	+++	125.32
3226.041	RoW Franchise Revenue - Mint Mobile	.00	.00	.00	225.00	.00	361.71	(361.71)	+++	53.20
3226.042	RoW Franchise Revenue - GreenFly Networks	.00	.00	.00	.00	.00	127.40	(127.40)	+++	810.42
3226.043	RoW Franchise Revenue - ICIM Corporation	.00	.00	.00	.00	.00	16.60	(16.60)	+++	.00
3226.044	RoW Franchise Revenue - BCN Telecom Inc	.00	.00	.00	.00	.00	2.88	(2.88)	+++	.00
3226.045	RoW Franchise Revenue - Simple VoIP LLC	.00	.00	.00	.00	.00	64.03	(64.03)	+++	.00
3226.046	RoW Franchise Revenue - Intelepeer Cloud Comm.	.00	.00	.00	.00	.00	101.52	(101.52)	+++	.00
3226.047	RoW Franchise Revenue - Plintron	.00	.00	.00	.00	.00	2.00	(2.00)	+++	.00
3226.048	RoW Franchise Revenue - Momentum Telecom	.00	.00	.00	.00	.00	871.79	(871.79)	+++	.00
3228.003	PGE Franchise Fees	700,000.00	.00	700,000.00	.00	.00	.00	700,000.00	0	.00



Monthly Revenue Report All Funds

Fiscal Year to Date 02/29/24
Exclude Rollup Account

Account	Account Description	Adopted Budget	Budget Amendments	Amended Budget	Current Month Transactions	YTD Encumbrances	YTD Transactions	Budget - YTD Transactions	% Used/ Rec'd	Prior Year YTD
Fund 001 - General Fund										
REVENUE										
<i>Franchise Fees</i>										
3228.004	NW Natural Franchise Fees	180,000.00	.00	180,000.00	.00	.00	87,818.18	92,181.82	49	68,492.88
3228.006	Republic Services Franchise Fees	360,000.00	.00	360,000.00	.00	.00	180,238.73	179,761.27	50	182,532.19
3228.007	Wave Broadband Franchise Fees	100,000.00	.00	100,000.00	13,053.89	.00	41,298.97	58,701.03	41	63,166.08
3243.470	General Right of Way - Water	248,000.00	.00	248,000.00	20,903.57	.00	193,517.07	54,482.93	78	177,138.70
3243.472	General Right of Way - Sewer	493,000.00	.00	493,000.00	46,362.41	.00	364,600.40	128,399.60	74	325,941.94
<i>Franchise Fees Totals</i>		\$2,291,000.00	\$0.00	\$2,291,000.00	\$80,590.94	\$0.00	\$1,010,100.64	\$1,280,899.36	44%	\$949,400.74
<i>Miscellaneous Revenue</i>										
3611	Interest from Investments	220,000.00	.00	220,000.00	54,219.17	.00	378,603.35	(158,603.35)	172	182,613.11
3617	Change in Fair Value of Investments	.00	.00	.00	17,824.76	.00	85,924.56	(85,924.56)	+++	5,660.82
3625	Facilities Rent	6,900.00	.00	6,900.00	3,468.32	.00	12,688.50	(5,788.50)	184	3,647.50
3641	Annual Access Fee	3,000.00	.00	3,000.00	.00	.00	.00	3,000.00	0	3,999.24
3651	Internal Rent Revenue	85,280.00	.00	85,280.00	7,106.67	.00	56,853.36	28,426.64	67	49,606.68
3672	Donations-Library	.00	.00	.00	.00	.00	146.28	(146.28)	+++	660.10
3672.001	Donations-Library - Music in the Park	.00	.00	.00	.00	.00	2,000.00	(2,000.00)	+++	.00
3673	Donations-Police	4,000.00	.00	4,000.00	.00	.00	.00	4,000.00	0	.00
3675	Donations-Museum	.00	.00	.00	.00	.00	.00	.00	+++	1,244.00
3677	Donations-Pool	2,000.00	.00	2,000.00	.00	.00	.00	2,000.00	0	.00
3691	Sale of Surplus Property	62,000.00	.00	62,000.00	.00	.00	32,000.00	30,000.00	52	45,657.50
3692.101	Copies--Other	.00	.00	.00	2.40	.00	3.80	(3.80)	+++	5.80
3695	Lost Book Revenue	2,000.00	.00	2,000.00	122.51	.00	749.54	1,250.46	37	969.38
3698	Cash Long and Short	.00	.00	.00	4.45	.00	31.49	(31.49)	+++	2.10
3698.102	Library	.00	.00	.00	9.30	.00	13.55	(13.55)	+++	12.65
3698.103	Aquatics	.00	.00	.00	4.50	.00	6.05	(6.05)	+++	(58.75)
3698.104	Recreation	.00	.00	.00	(25.00)	.00	(79.29)	79.29	+++	33.16
3699	Other Miscellaneous Income	84,500.00	.00	84,500.00	32,262.11	.00	158,523.37	(74,023.37)	188	135,966.53
3699.102	Library	.00	.00	.00	496.35	.00	3,676.50	(3,676.50)	+++	3,306.93
3699.103	Aquatics	.00	.00	.00	.00	.00	.00	.00	+++	70.75
3699.104	Recreation	.00	.00	.00	.00	.00	.00	.00	+++	93.20
3881.001	Reimbursement--Training	3,000.00	.00	3,000.00	.00	.00	.00	3,000.00	0	.00
<i>Miscellaneous Revenue Totals</i>		\$472,680.00	\$0.00	\$472,680.00	\$115,495.54	\$0.00	\$731,141.06	(\$258,461.06)	155%	\$433,490.70
<i>Transfers In</i>										
3971.136	Transfer from American Rescue Plan Fund	966,000.00	.00	966,000.00	.00	.00	.00	966,000.00	0	.00
3971.376	Transfer From Street SDC	200,000.00	.00	200,000.00	.00	.00	.00	200,000.00	0	.00
<i>Transfers In Totals</i>		\$1,166,000.00	\$0.00	\$1,166,000.00	\$0.00	\$0.00	\$0.00	\$1,166,000.00	0%	\$0.00
REVENUE TOTALS		\$30,803,530.00	\$710,000.00	\$31,513,530.00	\$591,694.84	\$0.00	\$15,010,887.12	\$16,502,642.88	48%	\$14,845,183.49
Fund 001 - General Fund Totals		\$30,803,530.00	\$710,000.00	\$31,513,530.00	\$591,694.84	\$0.00	\$15,010,887.12	\$16,502,642.88		\$14,845,183.49



Monthly Revenue Report All Funds

Fiscal Year to Date 02/29/24
Exclude Rollup Account

Account	Account Description	Adopted Budget	Budget Amendments	Amended Budget	Current Month Transactions	YTD Encumbrances	YTD Transactions	Budget - YTD Transactions	% Used/ Rec'd	Prior Year YTD
Fund 110 - Transit Fund										
REVENUE										
<i>Fund Balance</i>										
3081	Beginning Fund Balance	713,500.00	.00	713,500.00	.00	.00	.00	713,500.00	0	.00
<i>Fund Balance Totals</i>		\$713,500.00	\$0.00	\$713,500.00	\$0.00	\$0.00	\$0.00	\$713,500.00	0%	\$0.00
<i>Intergovernmental</i>										
3332	Federal Grants	272,000.00	.00	272,000.00	.00	.00	.00	272,000.00	0	.00
3333.601	5310 Discretionary Ops	70,300.00	.00	70,300.00	17,980.00	.00	35,275.00	35,025.00	50	76,332.00
3333.603	5311 Formula Operation	167,500.00	.00	167,500.00	76,109.00	.00	153,408.00	14,092.00	92	269,789.00
3333.605	Veh Prev Maint	37,000.00	.00	37,000.00	18,069.00	.00	27,483.00	9,517.00	74	30,103.00
3341	State Grants	125,000.00	.00	125,000.00	144,729.00	.00	144,729.00	(19,729.00)	116	45,191.00
3341.601	STF Formula	.00	.00	.00	.00	.00	.00	.00	+++	108,500.00
3345	Statewide Transit	1,099,000.00	.00	1,099,000.00	.00	.00	136,431.00	962,569.00	12	217,680.00
<i>Intergovernmental Totals</i>		\$1,770,800.00	\$0.00	\$1,770,800.00	\$256,887.00	\$0.00	\$497,326.00	\$1,273,474.00	28%	\$747,595.00
<i>Charges for Goods and Services</i>										
3445	Dial a Ride Daily	.00	.00	.00	150.00	.00	519.25	(519.25)	+++	.00
<i>Charges for Goods and Services Totals</i>		\$0.00	\$0.00	\$0.00	\$150.00	\$0.00	\$519.25	(\$519.25)	+++	\$0.00
<i>Miscellaneous Revenue</i>										
3611	Interest from Investments	4,000.00	.00	4,000.00	2,407.23	.00	16,224.87	(12,224.87)	406	5,538.26
3617	Change in Fair Value of Investments	.00	.00	.00	702.67	.00	3,086.37	(3,086.37)	+++	305.49
3676	Donations-Transit	6,000.00	.00	6,000.00	477.00	.00	5,844.50	155.50	97	6,062.86
<i>Miscellaneous Revenue Totals</i>		\$10,000.00	\$0.00	\$10,000.00	\$3,586.90	\$0.00	\$25,155.74	(\$15,155.74)	252%	\$11,906.61
<i>Transfers In</i>										
3971.001	Transfer From General Fund	100,000.00	.00	100,000.00	8,333.33	.00	66,666.64	33,333.36	67	100,000.00
3971.136	Transfer from American Rescue Plan Fund	127,000.00	.00	127,000.00	.00	.00	.00	127,000.00	0	.00
<i>Transfers In Totals</i>		\$227,000.00	\$0.00	\$227,000.00	\$8,333.33	\$0.00	\$66,666.64	\$160,333.36	29%	\$100,000.00
REVENUE TOTALS		\$2,721,300.00	\$0.00	\$2,721,300.00	\$268,957.23	\$0.00	\$589,667.63	\$2,131,632.37	22%	\$859,501.61
Fund 110 - Transit Fund Totals		\$2,721,300.00	\$0.00	\$2,721,300.00	\$268,957.23	\$0.00	\$589,667.63	\$2,131,632.37		\$859,501.61



Monthly Revenue Report All Funds

Fiscal Year to Date 02/29/24
Exclude Rollup Account

Account	Account Description	Adopted Budget	Budget Amendments	Amended Budget	Current Month Transactions	YTD Encumbrances	YTD Transactions	Budget - YTD Transactions	% Used/ Rec'd	Prior Year YTD
Fund 123 - Building Inspection Fund										
REVENUE										
<i>Fund Balance</i>										
3081	Beginning Fund Balance	7,474,300.00	.00	7,474,300.00	.00	.00	.00	7,474,300.00	0	.00
<i>Fund Balance Totals</i>		\$7,474,300.00	\$0.00	\$7,474,300.00	\$0.00	\$0.00	\$0.00	\$7,474,300.00	0%	\$0.00
<i>Licenses and Permits</i>										
3221.101	Building Permits	816,200.00	.00	816,200.00	43,275.21	.00	554,272.47	261,927.53	68	525,967.29
3221.102	Mechanical Permits	60,000.00	.00	60,000.00	9,428.16	.00	59,653.94	346.06	99	58,416.10
3221.105	Plan Check Fees	867,240.00	100,000.00	967,240.00	50,066.24	.00	476,980.46	490,259.54	49	540,737.72
3221.106	Fire Check Fees	445,940.00	.00	445,940.00	.00	.00	287,790.84	158,149.16	65	234,490.61
3221.109	Plan Check--Mechanical	30,000.00	.00	30,000.00	2,932.80	.00	21,086.00	8,914.00	70	34,862.20
3221.110	CET Administrative Fee	40,000.00	.00	40,000.00	2,025.27	.00	28,399.04	11,600.96	71	23,066.77
3221.111	Demo Permits	2,000.00	.00	2,000.00	.00	.00	.00	2,000.00	0	450.00
<i>Licenses and Permits Totals</i>		\$2,261,380.00	\$100,000.00	\$2,361,380.00	\$107,727.68	\$0.00	\$1,428,182.75	\$933,197.25	60%	\$1,417,990.69
<i>Intergovernmental</i>										
3891	Construction Excise Tax	1,000,000.00	200,000.00	1,200,000.00	48,606.34	.00	681,576.79	518,423.21	57	553,602.29
3891.159	State Surcharge	160,000.00	.00	160,000.00	6,334.17	.00	66,807.77	93,192.23	42	68,229.79
3891.259	State Manufactured Home Fee	1,000.00	.00	1,000.00	.00	.00	.00	1,000.00	0	.00
<i>Intergovernmental Totals</i>		\$1,161,000.00	\$200,000.00	\$1,361,000.00	\$54,940.51	\$0.00	\$748,384.56	\$612,615.44	55%	\$621,832.08
<i>Miscellaneous Revenue</i>										
3611	Interest from Investments	60,000.00	.00	60,000.00	25,925.94	.00	212,008.22	(152,008.22)	353	94,513.10
3617	Change in Fair Value of Investments	.00	.00	.00	8,166.44	.00	47,214.59	(47,214.59)	+++	5,584.42
3699	Other Miscellaneous Income	1,000.00	.00	1,000.00	.00	.00	.00	1,000.00	0	1,143.00
<i>Miscellaneous Revenue Totals</i>		\$61,000.00	\$0.00	\$61,000.00	\$34,092.38	\$0.00	\$259,222.81	(\$198,222.81)	425%	\$101,240.52
REVENUE TOTALS		\$10,957,680.00	\$300,000.00	\$11,257,680.00	\$196,760.57	\$0.00	\$2,435,790.12	\$8,821,889.88	22%	\$2,141,063.29
Fund 123 - Building Inspection Fund Totals		\$10,957,680.00	\$300,000.00	\$11,257,680.00	\$196,760.57	\$0.00	\$2,435,790.12	\$8,821,889.88		\$2,141,063.29



Monthly Revenue Report All Funds

Fiscal Year to Date 02/29/24
Exclude Rollup Account

Account	Account Description	Adopted Budget	Budget Amendments	Amended Budget	Current Month Transactions	YTD Encumbrances	YTD Transactions	Budget - YTD Transactions	% Used/ Rec'd	Prior Year YTD
Fund 132 - Asset Forfeiture										
REVENUE										
<i>Fund Balance</i>										
3081	Beginning Fund Balance	16,350.00	.00	16,350.00	.00	.00	.00	16,350.00	0	.00
<i>Fund Balance Totals</i>		\$16,350.00	\$0.00	\$16,350.00	\$0.00	\$0.00	\$0.00	\$16,350.00	0%	\$0.00
<i>Miscellaneous Revenue</i>										
3611	Interest from Investments	250.00	.00	250.00	92.00	.00	716.54	(466.54)	287	219.93
3617	Change in Fair Value of Investments	.00	.00	.00	29.04	.00	135.59	(135.59)	+++	12.90
3692	Confiscated Cash	.00	.00	.00	.00	.00	8,495.52	(8,495.52)	+++	30.50
3693	Sale of Confiscated Prop	.00	.00	.00	.00	.00	1,719.00	(1,719.00)	+++	779.35
<i>Miscellaneous Revenue Totals</i>		\$250.00	\$0.00	\$250.00	\$121.04	\$0.00	\$11,066.65	(\$10,816.65)	4427%	\$1,042.68
REVENUE TOTALS		\$16,600.00	\$0.00	\$16,600.00	\$121.04	\$0.00	\$11,066.65	\$5,533.35	67%	\$1,042.68
Fund 132 - Asset Forfeiture Totals		\$16,600.00	\$0.00	\$16,600.00	\$121.04	\$0.00	\$11,066.65	\$5,533.35		\$1,042.68



Monthly Revenue Report All Funds

Fiscal Year to Date 02/29/24
Exclude Rollup Account

Account	Account Description	Adopted Budget	Budget Amendments	Amended Budget	Current Month Transactions	YTD Encumbrances	YTD Transactions	Budget - YTD Transactions	% Used/ Rec'd	Prior Year YTD
Fund 136 - American Rescue Plan Fund										
REVENUE										
<i>Fund Balance</i>										
3081	Beginning Fund Balance	2,220,390.00	.00	2,220,390.00	.00	.00	.00	2,220,390.00	0	.00
<i>Fund Balance Totals</i>		\$2,220,390.00	\$0.00	\$2,220,390.00	\$0.00	\$0.00	\$0.00	\$2,220,390.00	0%	\$0.00
<i>Intergovernmental</i>										
3351	Grants	.00	.00	.00	.00	.00	.00	.00	+++	2,917,812.66
<i>Intergovernmental Totals</i>		\$0.00	\$0.00	\$0.00	\$0.00	\$0.00	\$0.00	\$0.00	+++	\$2,917,812.66
<i>Miscellaneous Revenue</i>										
3611	Interest from Investments	30,000.00	.00	30,000.00	.00	.00	25,863.42	4,136.58	86	49,994.34
3617	Change in Fair Value of Investments	.00	.00	.00	.00	.00	12,424.99	(12,424.99)	+++	2,377.75
<i>Miscellaneous Revenue Totals</i>		\$30,000.00	\$0.00	\$30,000.00	\$0.00	\$0.00	\$38,288.41	(\$8,288.41)	128%	\$52,372.09
REVENUE TOTALS		\$2,250,390.00	\$0.00	\$2,250,390.00	\$0.00	\$0.00	\$38,288.41	\$2,212,101.59	2%	\$2,970,184.75
Fund 136 - American Rescue Plan Fund Totals		\$2,250,390.00	\$0.00	\$2,250,390.00	\$0.00	\$0.00	\$38,288.41	\$2,212,101.59		\$2,970,184.75



Monthly Revenue Report All Funds

Fiscal Year to Date 02/29/24
Exclude Rollup Account

Account	Account Description	Adopted Budget	Budget Amendments	Amended Budget	Current Month Transactions	YTD Encumbrances	YTD Transactions	Budget - YTD Transactions	% Used/ Rec'd	Prior Year YTD
Fund 137 - Housing Rehab Fund										
REVENUE										
<i>Fund Balance</i>										
3081	Beginning Fund Balance	27,890.00	.00	27,890.00	.00	.00	.00	27,890.00	0	.00
<i>Fund Balance Totals</i>		\$27,890.00	\$0.00	\$27,890.00	\$0.00	\$0.00	\$0.00	\$27,890.00	0%	\$0.00
<i>Miscellaneous Revenue</i>										
3611	Interest from Investments	400.00	.00	400.00	146.62	.00	1,101.64	(701.64)	275	410.33
3617	Change in Fair Value of Investments	.00	.00	.00	46.50	.00	221.30	(221.30)	+++	25.93
<i>Miscellaneous Revenue Totals</i>		\$400.00	\$0.00	\$400.00	\$193.12	\$0.00	\$1,322.94	(\$922.94)	331%	\$436.26
<i>Other Financing Sources</i>										
3824.010	Loan Payback 2010	10,000.00	.00	10,000.00	.00	.00	18,752.12	(8,752.12)	188	.00
<i>Other Financing Sources Totals</i>		\$10,000.00	\$0.00	\$10,000.00	\$0.00	\$0.00	\$18,752.12	(\$8,752.12)	188%	\$0.00
REVENUE TOTALS		\$38,290.00	\$0.00	\$38,290.00	\$193.12	\$0.00	\$20,075.06	\$18,214.94	52%	\$436.26
Fund 137 - Housing Rehab Fund Totals		\$38,290.00	\$0.00	\$38,290.00	\$193.12	\$0.00	\$20,075.06	\$18,214.94		\$436.26



Monthly Revenue Report All Funds

Fiscal Year to Date 02/29/24
Exclude Rollup Account

Account	Account Description	Adopted Budget	Budget Amendments	Amended Budget	Current Month Transactions	YTD Encumbrances	YTD Transactions	Budget - YTD Transactions	% Used/ Rec'd	Prior Year YTD
Fund 140 - Street Fund										
REVENUE										
<i>Fund Balance</i>										
3081	Beginning Fund Balance	4,369,310.00	.00	4,369,310.00	.00	.00	.00	4,369,310.00	0	.00
<i>Fund Balance Totals</i>		\$4,369,310.00	\$0.00	\$4,369,310.00	\$0.00	\$0.00	\$0.00	\$4,369,310.00	0%	\$0.00
<i>Taxes</i>										
3171	City Gas Tax	110,000.00	.00	110,000.00	8,223.85	.00	66,142.33	43,857.67	60	70,688.17
<i>Taxes Totals</i>		\$110,000.00	\$0.00	\$110,000.00	\$8,223.85	\$0.00	\$66,142.33	\$43,857.67	60%	\$70,688.17
<i>Licenses and Permits</i>										
3223	Curb Cuts and Bores	400.00	.00	400.00	.00	.00	67.00	333.00	17	67.00
<i>Licenses and Permits Totals</i>		\$400.00	\$0.00	\$400.00	\$0.00	\$0.00	\$67.00	\$333.00	17%	\$67.00
<i>Intergovernmental</i>										
3333.001	DoT Fund Exchange	.00	.00	.00	.00	.00	1,714,965.12	(1,714,965.12)	+++	.00
3361	State Gas Tax	2,075,000.00	.00	2,075,000.00	183,871.76	.00	1,230,212.79	844,787.21	59	1,227,214.07
<i>Intergovernmental Totals</i>		\$2,075,000.00	\$0.00	\$2,075,000.00	\$183,871.76	\$0.00	\$2,945,177.91	(\$870,177.91)	142%	\$1,227,214.07
<i>Franchise Fees</i>										
3141	Privilege Tax, PGE	300,000.00	.00	300,000.00	.00	.00	.00	300,000.00	0	.00
3142	Privilege Tax, NW Natural	120,000.00	.00	120,000.00	.00	.00	58,545.45	61,454.55	49	45,661.92
<i>Franchise Fees Totals</i>		\$420,000.00	\$0.00	\$420,000.00	\$0.00	\$0.00	\$58,545.45	\$361,454.55	14%	\$45,661.92
<i>Miscellaneous Revenue</i>										
3611	Interest from Investments	75,000.00	.00	75,000.00	20,810.42	.00	139,946.45	(64,946.45)	187	83,210.04
3617	Change in Fair Value of Investments	.00	.00	.00	6,551.93	.00	36,093.00	(36,093.00)	+++	5,060.28
3654	Garage WO Revenue	25,000.00	.00	25,000.00	.00	.00	31,680.71	(6,680.71)	127	27,377.94
3699	Other Miscellaneous Income	500.00	.00	500.00	62.13	.00	434.90	65.10	87	20.02
<i>Miscellaneous Revenue Totals</i>		\$100,500.00	\$0.00	\$100,500.00	\$27,424.48	\$0.00	\$208,155.06	(\$107,655.06)	207%	\$115,668.28
<i>Transfers In</i>										
3971.472	Transfer From Sewer	90,000.00	.00	90,000.00	7,500.00	.00	60,000.00	30,000.00	67	60,000.00
<i>Transfers In Totals</i>		\$90,000.00	\$0.00	\$90,000.00	\$7,500.00	\$0.00	\$60,000.00	\$30,000.00	67%	\$60,000.00
REVENUE TOTALS		\$7,165,210.00	\$0.00	\$7,165,210.00	\$227,020.09	\$0.00	\$3,338,087.75	\$3,827,122.25	47%	\$1,519,299.44
Fund 140 - Street Fund Totals		\$7,165,210.00	\$0.00	\$7,165,210.00	\$227,020.09	\$0.00	\$3,338,087.75	\$3,827,122.25		\$1,519,299.44



Monthly Revenue Report All Funds

Fiscal Year to Date 02/29/24
Exclude Rollup Account

Account	Account Description	Adopted Budget	Budget Amendments	Amended Budget	Current Month Transactions	YTD Encumbrances	YTD Transactions	Budget - YTD Transactions	% Used/ Rec'd	Prior Year YTD
Fund 250 - GO Debt Service Fund										
REVENUE										
<i>Fund Balance</i>										
3081	Beginning Fund Balance	8,790.00	.00	8,790.00	.00	.00	.00	8,790.00	0	.00
<i>Fund Balance Totals</i>		\$8,790.00	\$0.00	\$8,790.00	\$0.00	\$0.00	\$0.00	\$8,790.00	0%	\$0.00
<i>Taxes</i>										
3111	Property Tax - Current	616,000.00	.00	616,000.00	2,292.09	.00	585,065.67	30,934.33	95	574,776.49
3112	Property Tax - Delinquent	14,000.00	.00	14,000.00	452.93	.00	9,056.50	4,943.50	65	9,239.96
<i>Taxes Totals</i>		\$630,000.00	\$0.00	\$630,000.00	\$2,745.02	\$0.00	\$594,122.17	\$35,877.83	94%	\$584,016.45
<i>Miscellaneous Revenue</i>										
3611	Interest from Investments	3,310.00	.00	3,310.00	1,928.83	.00	7,094.55	(3,784.55)	214	4,453.50
3617	Change in Fair Value of Investments	.00	.00	.00	600.63	.00	2,125.36	(2,125.36)	+++	254.12
<i>Miscellaneous Revenue Totals</i>		\$3,310.00	\$0.00	\$3,310.00	\$2,529.46	\$0.00	\$9,219.91	(\$5,909.91)	279%	\$4,707.62
REVENUE TOTALS		\$642,100.00	\$0.00	\$642,100.00	\$5,274.48	\$0.00	\$603,342.08	\$38,757.92	94%	\$588,724.07
Fund 250 - GO Debt Service Fund Totals		\$642,100.00	\$0.00	\$642,100.00	\$5,274.48	\$0.00	\$603,342.08	\$38,757.92		\$588,724.07



Monthly Revenue Report All Funds

Fiscal Year to Date 02/29/24
Exclude Rollup Account

Account	Account Description	Adopted Budget	Budget Amendments	Amended Budget	Current Month Transactions	YTD Encumbrances	YTD Transactions	Budget - YTD Transactions	% Used/ Rec'd	Prior Year YTD
Fund 358 - General Cap Const Fund										
REVENUE										
<i>Fund Balance</i>										
3081	Beginning Fund Balance	148,490.00	.00	148,490.00	.00	.00	.00	148,490.00	0	.00
<i>Fund Balance Totals</i>		\$148,490.00	\$0.00	\$148,490.00	\$0.00	\$0.00	\$0.00	\$148,490.00	0%	\$0.00
<i>Intergovernmental</i>										
3341	State Grants	1,750,000.00	.00	1,750,000.00	.00	.00	.00	1,750,000.00	0	.00
<i>Intergovernmental Totals</i>		\$1,750,000.00	\$0.00	\$1,750,000.00	\$0.00	\$0.00	\$0.00	\$1,750,000.00	0%	\$0.00
<i>Miscellaneous Revenue</i>										
3671	Donations-Parks	.00	.00	.00	.00	.00	.00	.00	+++	1,010,000.00
3699	Other Miscellaneous Income	.00	.00	.00	.00	.00	.00	.00	+++	16,555.21
<i>Miscellaneous Revenue Totals</i>		\$0.00	\$0.00	\$0.00	\$0.00	\$0.00	\$0.00	\$0.00	+++	\$1,026,555.21
<i>Transfers In</i>										
3971.001	Transfer From General Fund	66,470.00	.00	66,470.00	.00	.00	20,610.00	45,860.00	31	248,690.00
3971.136	Transfer from American Rescue Plan Fund	161,250.00	.00	161,250.00	.00	.00	.00	161,250.00	0	.00
3971.364	Transfer From Parks SDC	1,028,750.00	.00	1,028,750.00	.00	.00	8,807.10	1,019,942.90	1	1,480,000.00
3971.376	Transfer From Street SDC	50,000.00	.00	50,000.00	.00	.00	.00	50,000.00	0	.00
<i>Transfers In Totals</i>		\$1,306,470.00	\$0.00	\$1,306,470.00	\$0.00	\$0.00	\$29,417.10	\$1,277,052.90	2%	\$1,728,690.00
REVENUE TOTALS		\$3,204,960.00	\$0.00	\$3,204,960.00	\$0.00	\$0.00	\$29,417.10	\$3,175,542.90	1%	\$2,755,245.21
Fund 358 - General Cap Const Fund Totals		\$3,204,960.00	\$0.00	\$3,204,960.00	\$0.00	\$0.00	\$29,417.10	\$3,175,542.90		\$2,755,245.21



Monthly Revenue Report All Funds

Fiscal Year to Date 02/29/24
Exclude Rollup Account

Account	Account Description	Adopted Budget	Budget Amendments	Amended Budget	Current Month Transactions	YTD Encumbrances	YTD Transactions	Budget - YTD Transactions	% Used/ Rec'd	Prior Year YTD
Fund 360 - Special Assessment Fund										
REVENUE										
<i>Fund Balance</i>										
3081	Beginning Fund Balance	39,960.00	.00	39,960.00	.00	.00	.00	39,960.00	0	.00
<i>Fund Balance Totals</i>		\$39,960.00	\$0.00	\$39,960.00	\$0.00	\$0.00	\$0.00	\$39,960.00	0%	\$0.00
<i>Miscellaneous Revenue</i>										
3611	Interest from Investments	500.00	.00	500.00	137.20	.00	1,126.14	(626.14)	225	531.75
3614	Special Assessment-Intere	1,600.00	.00	1,600.00	200.00	.00	1,600.00	.00	100	1,600.00
3617	Change in Fair Value of Investments	.00	.00	.00	43.10	.00	255.07	(255.07)	+++	31.44
3681	Special Assessment Princi	200.00	.00	200.00	.00	.00	.00	200.00	0	.00
<i>Miscellaneous Revenue Totals</i>		\$2,300.00	\$0.00	\$2,300.00	\$380.30	\$0.00	\$2,981.21	(\$681.21)	130%	\$2,163.19
REVENUE TOTALS		\$42,260.00	\$0.00	\$42,260.00	\$380.30	\$0.00	\$2,981.21	\$39,278.79	7%	\$2,163.19
Fund 360 - Special Assessment Fund Totals		\$42,260.00	\$0.00	\$42,260.00	\$380.30	\$0.00	\$2,981.21	\$39,278.79		\$2,163.19



Monthly Revenue Report All Funds

Fiscal Year to Date 02/29/24
Exclude Rollup Account

Account	Account Description	Adopted Budget	Budget Amendments	Amended Budget	Current Month Transactions	YTD Encumbrances	YTD Transactions	Budget - YTD Transactions	% Used/ Rec'd	Prior Year YTD
Fund 363 - Street & Storm Cap Const Fund										
REVENUE										
<i>Fund Balance</i>										
3081	Beginning Fund Balance	140,680.00	.00	140,680.00	.00	.00	.00	140,680.00	0	.00
<i>Fund Balance Totals</i>		\$140,680.00	\$0.00	\$140,680.00	\$0.00	\$0.00	\$0.00	\$140,680.00	0%	\$0.00
<i>Intergovernmental</i>										
3333.001	DoT Fund Exchange	.00	.00	.00	.00	.00	667,833.00	(667,833.00)	+++	.00
3341	State Grants	500,000.00	.00	500,000.00	.00	.00	.00	500,000.00	0	.00
<i>Intergovernmental Totals</i>		\$500,000.00	\$0.00	\$500,000.00	\$0.00	\$0.00	\$667,833.00	(\$167,833.00)	134%	\$0.00
<i>Miscellaneous Revenue</i>										
3611	Interest from Investments	2,000.00	.00	2,000.00	5,241.03	.00	30,049.18	(28,049.18)	1502	2,181.22
3617	Change in Fair Value of Investments	.00	.00	.00	1,470.37	.00	3,923.05	(3,923.05)	+++	655.01
3678	Developer Contributions	.00	.00	.00	75.00	.00	437,979.66	(437,979.66)	+++	.00
<i>Miscellaneous Revenue Totals</i>		\$2,000.00	\$0.00	\$2,000.00	\$6,786.40	\$0.00	\$471,951.89	(\$469,951.89)	23598%	\$2,836.23
<i>Transfers In</i>										
3971.140	Transfer From Street	.00	.00	.00	.00	.00	.00	.00	+++	575,555.00
3971.376	Transfer From Street SDC	170,000.00	.00	170,000.00	.00	.00	153,970.04	16,029.96	91	1,000,000.00
3971.377	Transfer From Storm SDC	67,320.00	.00	67,320.00	.00	.00	40,971.85	26,348.15	61	80,000.00
<i>Transfers In Totals</i>		\$237,320.00	\$0.00	\$237,320.00	\$0.00	\$0.00	\$194,941.89	\$42,378.11	82%	\$1,655,555.00
REVENUE TOTALS		\$880,000.00	\$0.00	\$880,000.00	\$6,786.40	\$0.00	\$1,334,726.78	(\$454,726.78)	152%	\$1,658,391.23
Fund 363 - Street & Storm Cap Const Fund Totals		\$880,000.00	\$0.00	\$880,000.00	\$6,786.40	\$0.00	\$1,334,726.78	(\$454,726.78)		\$1,658,391.23



Monthly Revenue Report All Funds

Fiscal Year to Date 02/29/24
Exclude Rollup Account

Account	Account Description	Adopted Budget	Budget Amendments	Amended Budget	Current Month Transactions	YTD Encumbrances	YTD Transactions	Budget - YTD Transactions	% Used/ Rec'd	Prior Year YTD
Fund 364 - Parks SDC Fund										
REVENUE										
<i>Fund Balance</i>										
3081	Beginning Fund Balance	4,459,380.00	.00	4,459,380.00	.00	.00	.00	4,459,380.00	0	.00
<i>Fund Balance Totals</i>		\$4,459,380.00	\$0.00	\$4,459,380.00	\$0.00	\$0.00	\$0.00	\$4,459,380.00	0%	\$0.00
<i>Charges for Goods and Services</i>										
3458.501	Park's SDC's	1,400,000.00	.00	1,400,000.00	92,560.00	.00	1,917,167.00	(517,167.00)	137	1,454,134.00
<i>Charges for Goods and Services Totals</i>		\$1,400,000.00	\$0.00	\$1,400,000.00	\$92,560.00	\$0.00	\$1,917,167.00	(\$517,167.00)	137%	\$1,454,134.00
<i>Miscellaneous Revenue</i>										
3611	Interest from Investments	35,000.00	.00	35,000.00	20,071.14	.00	154,428.81	(119,428.81)	441	60,406.49
3617	Change in Fair Value of Investments	.00	.00	.00	6,277.04	.00	31,125.87	(31,125.87)	+++	3,750.57
<i>Miscellaneous Revenue Totals</i>		\$35,000.00	\$0.00	\$35,000.00	\$26,348.18	\$0.00	\$185,554.68	(\$150,554.68)	530%	\$64,157.06
REVENUE TOTALS		\$5,894,380.00	\$0.00	\$5,894,380.00	\$118,908.18	\$0.00	\$2,102,721.68	\$3,791,658.32	36%	\$1,518,291.06
Fund 364 - Parks SDC Fund Totals		\$5,894,380.00	\$0.00	\$5,894,380.00	\$118,908.18	\$0.00	\$2,102,721.68	\$3,791,658.32		\$1,518,291.06



Monthly Revenue Report All Funds

Fiscal Year to Date 02/29/24
Exclude Rollup Account

Account	Account Description	Adopted Budget	Budget Amendments	Amended Budget	Current Month Transactions	YTD Encumbrances	YTD Transactions	Budget - YTD Transactions	% Used/ Rec'd	Prior Year YTD
Fund 376 - Transportation SDC Fund										
REVENUE										
<i>Fund Balance</i>										
3081	Beginning Fund Balance	12,938,430.00	.00	12,938,430.00	.00	.00	.00	12,938,430.00	0	.00
<i>Fund Balance Totals</i>		\$12,938,430.00	\$0.00	\$12,938,430.00	\$0.00	\$0.00	\$0.00	\$12,938,430.00	0%	\$0.00
<i>Charges for Goods and Services</i>										
3458.101	Transportation Impact Fees	2,000,000.00	.00	2,000,000.00	139,760.00	.00	1,375,454.65	624,545.35	69	1,313,061.80
<i>Charges for Goods and Services Totals</i>		\$2,000,000.00	\$0.00	\$2,000,000.00	\$139,760.00	\$0.00	\$1,375,454.65	\$624,545.35	69%	\$1,313,061.80
<i>Miscellaneous Revenue</i>										
3611	Interest from Investments	110,000.00	.00	110,000.00	47,668.86	.00	390,237.00	(280,237.00)	355	173,553.53
3617	Change in Fair Value of Investments	.00	.00	.00	14,937.76	.00	85,959.46	(85,959.46)	+++	10,290.68
<i>Miscellaneous Revenue Totals</i>		\$110,000.00	\$0.00	\$110,000.00	\$62,606.62	\$0.00	\$476,196.46	(\$366,196.46)	433%	\$183,844.21
REVENUE TOTALS		\$15,048,430.00	\$0.00	\$15,048,430.00	\$202,366.62	\$0.00	\$1,851,651.11	\$13,196,778.89	12%	\$1,496,906.01
Fund 376 - Transportation SDC Fund Totals		\$15,048,430.00	\$0.00	\$15,048,430.00	\$202,366.62	\$0.00	\$1,851,651.11	\$13,196,778.89		\$1,496,906.01



Monthly Revenue Report All Funds

Fiscal Year to Date 02/29/24
Exclude Rollup Account

Account	Account Description	Adopted Budget	Budget Amendments	Amended Budget	Current Month Transactions	YTD Encumbrances	YTD Transactions	Budget - YTD Transactions	% Used/ Rec'd	Prior Year YTD
Fund 377 - Storm SDC Fund										
REVENUE										
<i>Fund Balance</i>										
3081	Beginning Fund Balance	1,021,790.00	.00	1,021,790.00	.00	.00	.00	1,021,790.00	0	.00
<i>Fund Balance Totals</i>		\$1,021,790.00	\$0.00	\$1,021,790.00	\$0.00	\$0.00	\$0.00	\$1,021,790.00	0%	\$0.00
<i>Charges for Goods and Services</i>										
3458.201	Storm SDC's	60,000.00	.00	60,000.00	.00	.00	53,062.60	6,937.40	88	74,414.07
<i>Charges for Goods and Services Totals</i>		\$60,000.00	\$0.00	\$60,000.00	\$0.00	\$0.00	\$53,062.60	\$6,937.40	88%	\$74,414.07
<i>Miscellaneous Revenue</i>										
3611	Interest from Investments	10,000.00	.00	10,000.00	3,383.39	.00	30,062.07	(20,062.07)	301	15,268.44
3617	Change in Fair Value of Investments	.00	.00	.00	1,082.75	.00	6,995.73	(6,995.73)	+++	921.26
<i>Miscellaneous Revenue Totals</i>		\$10,000.00	\$0.00	\$10,000.00	\$4,466.14	\$0.00	\$37,057.80	(\$27,057.80)	371%	\$16,189.70
REVENUE TOTALS		\$1,091,790.00	\$0.00	\$1,091,790.00	\$4,466.14	\$0.00	\$90,120.40	\$1,001,669.60	8%	\$90,603.77
Fund 377 - Storm SDC Fund Totals		\$1,091,790.00	\$0.00	\$1,091,790.00	\$4,466.14	\$0.00	\$90,120.40	\$1,001,669.60		\$90,603.77



Monthly Revenue Report All Funds

Fiscal Year to Date 02/29/24
Exclude Rollup Account

Account	Account Description	Adopted Budget	Budget Amendments	Amended Budget	Current Month Transactions	YTD Encumbrances	YTD Transactions	Budget - YTD Transactions	% Used/ Rec'd	Prior Year YTD
Fund 465 - Sewer Cap Const Fund										
REVENUE										
<i>Transfers In</i>										
3971.472	Transfer From Sewer	2,035,000.00	.00	2,035,000.00	.00	.00	89,108.93	1,945,891.07	4	759,139.17
3971.475	Transfer From Sewer SDC	100,000.00	.00	100,000.00	.00	.00	(1,437.00)	101,437.00	-1	1,436,452.63
<i>Transfers In Totals</i>		\$2,135,000.00	\$0.00	\$2,135,000.00	\$0.00	\$0.00	\$87,671.93	\$2,047,328.07	4%	\$2,195,591.80
REVENUE TOTALS		\$2,135,000.00	\$0.00	\$2,135,000.00	\$0.00	\$0.00	\$87,671.93	\$2,047,328.07	4%	\$2,195,591.80
Fund 465 - Sewer Cap Const Fund Totals		\$2,135,000.00	\$0.00	\$2,135,000.00	\$0.00	\$0.00	\$87,671.93	\$2,047,328.07		\$2,195,591.80



Monthly Revenue Report All Funds

Fiscal Year to Date 02/29/24
Exclude Rollup Account

Account	Account Description	Adopted Budget	Budget Amendments	Amended Budget	Current Month Transactions	YTD Encumbrances	YTD Transactions	Budget - YTD Transactions	% Used/ Rec'd	Prior Year YTD
Fund 466 - Water Cap Const Fund										
REVENUE										
<i>Fund Balance</i>										
3081	Beginning Fund Balance	719,800.00	.00	719,800.00	.00	.00	.00	719,800.00	0	.00
<i>Fund Balance Totals</i>		\$719,800.00	\$0.00	\$719,800.00	\$0.00	\$0.00	\$0.00	\$719,800.00	0%	\$0.00
<i>Miscellaneous Revenue</i>										
3611	Interest from Investments	8,000.00	.00	8,000.00	.00	.00	9,831.84	(1,831.84)	123	5,092.44
3617	Change in Fair Value of Investments	.00	.00	.00	.00	.00	1,287.19	(1,287.19)	+++	670.47
3691	Sale of Surplus Property	800,000.00	.00	800,000.00	.00	.00	.00	800,000.00	0	.00
<i>Miscellaneous Revenue Totals</i>		\$808,000.00	\$0.00	\$808,000.00	\$0.00	\$0.00	\$11,119.03	\$796,880.97	1%	\$5,762.91
<i>Transfers In</i>										
3971.470	Transfer From Water	354,000.00	.00	354,000.00	.00	.00	64,805.50	289,194.50	18	1,072,364.00
3971.474	Transfer From Water SDC	125,000.00	550,000.00	675,000.00	.00	.00	650,000.00	25,000.00	96	660,980.00
<i>Transfers In Totals</i>		\$479,000.00	\$550,000.00	\$1,029,000.00	\$0.00	\$0.00	\$714,805.50	\$314,194.50	69%	\$1,733,344.00
REVENUE TOTALS		\$2,006,800.00	\$550,000.00	\$2,556,800.00	\$0.00	\$0.00	\$725,924.53	\$1,830,875.47	28%	\$1,739,106.91
Fund 466 - Water Cap Const Fund Totals		\$2,006,800.00	\$550,000.00	\$2,556,800.00	\$0.00	\$0.00	\$725,924.53	\$1,830,875.47		\$1,739,106.91



Monthly Revenue Report All Funds

Fiscal Year to Date 02/29/24
Exclude Rollup Account

Account	Account Description	Adopted Budget	Budget Amendments	Amended Budget	Current Month Transactions	YTD Encumbrances	YTD Transactions	Budget - YTD Transactions	% Used/ Rec'd	Prior Year YTD
Fund 470 - Water Fund										
REVENUE										
<i>Fund Balance</i>										
3081	Beginning Fund Balance	1,834,600.00	.00	1,834,600.00	.00	.00	.00	1,834,600.00	0	.00
<i>Fund Balance Totals</i>		\$1,834,600.00	\$0.00	\$1,834,600.00	\$0.00	\$0.00	\$0.00	\$1,834,600.00	0%	\$0.00
<i>Charges for Goods and Services</i>										
3434.101	Water Sales Revenue	4,926,750.00	20,000.00	4,946,750.00	388,661.64	.00	3,636,974.06	1,309,775.94	74	3,335,811.81
3434.102	New Services	75,000.00	.00	75,000.00	7,800.00	.00	39,919.53	35,080.47	53	63,029.82
3434.103	Re-connection Fees	20,000.00	.00	20,000.00	1,900.00	.00	14,205.00	5,795.00	71	13,545.00
3434.104	Vacations	2,200.00	.00	2,200.00	70.00	.00	2,205.00	(5.00)	100	2,205.00
3434.106	NSF Check Fee	1,000.00	.00	1,000.00	110.00	.00	1,225.00	(225.00)	122	1,070.00
3434.108	Bulk Water Sales	2,000.00	.00	2,000.00	3,109.60	.00	35,412.71	(33,412.71)	1771	4,752.33
3434.111	Collections	500.00	.00	500.00	.00	.00	737.89	(237.89)	148	.00
3434.112	Late Fees	70,000.00	.00	70,000.00	5,295.00	.00	49,845.00	20,155.00	71	47,284.77
<i>Charges for Goods and Services Totals</i>		\$5,097,450.00	\$20,000.00	\$5,117,450.00	\$406,946.24	\$0.00	\$3,780,524.19	\$1,336,925.81	74%	\$3,467,698.73
<i>Miscellaneous Revenue</i>										
3611	Interest from Investments	50,000.00	.00	50,000.00	5,209.09	.00	42,092.89	7,907.11	84	43,142.04
3617	Change in Fair Value of Investments	.00	.00	.00	1,605.16	.00	11,901.91	(11,901.91)	+++	1,919.90
3625	Facilities Rent	60,000.00	.00	60,000.00	5,261.31	.00	51,385.02	8,614.98	86	40,831.28
3691	Sale of Surplus Property	2,000.00	.00	2,000.00	.00	.00	.00	2,000.00	0	.00
3699	Other Miscellaneous Income	6,000.00	.00	6,000.00	411.50	.00	1,662.83	4,337.17	28	3,936.97
<i>Miscellaneous Revenue Totals</i>		\$118,000.00	\$0.00	\$118,000.00	\$12,487.06	\$0.00	\$107,042.65	\$10,957.35	91%	\$89,830.19
REVENUE TOTALS		\$7,050,050.00	\$20,000.00	\$7,070,050.00	\$419,433.30	\$0.00	\$3,887,566.84	\$3,182,483.16	55%	\$3,557,528.92
Fund 470 - Water Fund Totals		\$7,050,050.00	\$20,000.00	\$7,070,050.00	\$419,433.30	\$0.00	\$3,887,566.84	\$3,182,483.16		\$3,557,528.92



Monthly Revenue Report All Funds

Fiscal Year to Date 02/29/24
Exclude Rollup Account

Account	Account Description	Adopted Budget	Budget Amendments	Amended Budget	Current Month Transactions	YTD Encumbrances	YTD Transactions	Budget - YTD Transactions	% Used/ Rec'd	Prior Year YTD
Fund 472 - Sewer Fund										
REVENUE										
<i>Fund Balance</i>										
3081	Beginning Fund Balance	15,161,480.00	500,000.00	15,661,480.00	.00	.00	.00	15,661,480.00	0	.00
<i>Fund Balance Totals</i>		\$15,161,480.00	\$500,000.00	\$15,661,480.00	\$0.00	\$0.00	\$0.00	\$15,661,480.00	0%	\$0.00
<i>Charges for Goods and Services</i>										
3434.112	Late Fees	77,000.00	.00	77,000.00	5,295.00	.00	49,845.00	27,155.00	65	53,654.76
3435.101	Sewer System Revenue	9,350,000.00	.00	9,350,000.00	839,937.31	.00	6,698,303.91	2,651,696.09	72	6,424,572.43
3435.103	Septage Dumping	100,000.00	.00	100,000.00	11,573.64	.00	102,026.18	(2,026.18)	102	70,953.63
3435.111	Collections	500.00	.00	500.00	.00	.00	737.93	(237.93)	148	.00
<i>Charges for Goods and Services Totals</i>		\$9,527,500.00	\$0.00	\$9,527,500.00	\$856,805.95	\$0.00	\$6,850,913.02	\$2,676,586.98	72%	\$6,549,180.82
<i>Fines and Forfeits</i>										
3535	Sewer Discharge Fines	.00	.00	.00	.00	.00	100.00	(100.00)	+++	.00
<i>Fines and Forfeits Totals</i>		\$0.00	\$0.00	\$0.00	\$0.00	\$0.00	\$100.00	(\$100.00)	+++	\$0.00
<i>Miscellaneous Revenue</i>										
3611	Interest from Investments	190,000.00	.00	190,000.00	64,936.43	.00	500,841.64	(310,841.64)	264	194,238.74
3617	Change in Fair Value of Investments	.00	.00	.00	20,059.77	.00	108,336.83	(108,336.83)	+++	8,101.64
3699	Other Miscellaneous Income	1,500.00	.00	1,500.00	.00	.00	.00	1,500.00	0	75.00
3699.472	PGE Energy Partner Program (WWTP)	4,000.00	.00	4,000.00	2,155.76	.00	5,435.58	(1,435.58)	136	5,646.83
<i>Miscellaneous Revenue Totals</i>		\$195,500.00	\$0.00	\$195,500.00	\$87,151.96	\$0.00	\$614,614.05	(\$419,114.05)	314%	\$208,062.21
REVENUE TOTALS		\$24,884,480.00	\$500,000.00	\$25,384,480.00	\$943,957.91	\$0.00	\$7,465,627.07	\$17,918,852.93	29%	\$6,757,243.03
Fund 472 - Sewer Fund Totals		\$24,884,480.00	\$500,000.00	\$25,384,480.00	\$943,957.91	\$0.00	\$7,465,627.07	\$17,918,852.93		\$6,757,243.03



Monthly Revenue Report All Funds

Fiscal Year to Date 02/29/24
Exclude Rollup Account

Account	Account Description	Adopted Budget	Budget Amendments	Amended Budget	Current Month Transactions	YTD Encumbrances	YTD Transactions	Budget - YTD Transactions	% Used/ Rec'd	Prior Year YTD
Fund 474 - Water SDC Fund										
REVENUE										
<i>Fund Balance</i>										
3081	Beginning Fund Balance	2,967,400.00	550,000.00	3,517,400.00	.00	.00	.00	3,517,400.00	0	.00
<i>Fund Balance Totals</i>		\$2,967,400.00	\$550,000.00	\$3,517,400.00	\$0.00	\$0.00	\$0.00	\$3,517,400.00	0%	\$0.00
<i>Charges for Goods and Services</i>										
3458.301	Water SDC's	1,000,000.00	.00	1,000,000.00	113,060.00	.00	595,579.60	404,420.40	60	533,888.82
<i>Charges for Goods and Services Totals</i>		\$1,000,000.00	\$0.00	\$1,000,000.00	\$113,060.00	\$0.00	\$595,579.60	\$404,420.40	60%	\$533,888.82
<i>Miscellaneous Revenue</i>										
3611	Interest from Investments	50,000.00	.00	50,000.00	12,263.76	.00	111,235.73	(61,235.73)	222	63,979.70
3617	Change in Fair Value of Investments	.00	.00	.00	4,425.04	.00	26,771.13	(26,771.13)	+++	3,759.92
<i>Miscellaneous Revenue Totals</i>		\$50,000.00	\$0.00	\$50,000.00	\$16,688.80	\$0.00	\$138,006.86	(\$88,006.86)	276%	\$67,739.62
REVENUE TOTALS		\$4,017,400.00	\$550,000.00	\$4,567,400.00	\$129,748.80	\$0.00	\$733,586.46	\$3,833,813.54	16%	\$601,628.44
Fund 474 - Water SDC Fund Totals		\$4,017,400.00	\$550,000.00	\$4,567,400.00	\$129,748.80	\$0.00	\$733,586.46	\$3,833,813.54		\$601,628.44



Monthly Revenue Report All Funds

Fiscal Year to Date 02/29/24
Exclude Rollup Account

Account	Account Description	Adopted Budget	Budget Amendments	Amended Budget	Current Month Transactions	YTD Encumbrances	YTD Transactions	Budget - YTD Transactions	% Used/ Rec'd	Prior Year YTD
Fund 475 - Sewer SDC Fund										
REVENUE										
Fund Balance										
3081	Beginning Fund Balance	558,280.00	.00	558,280.00	.00	.00	.00	558,280.00	0	.00
<i>Fund Balance Totals</i>		\$558,280.00	\$0.00	\$558,280.00	\$0.00	\$0.00	\$0.00	\$558,280.00	0%	\$0.00
Charges for Goods and Services										
3458.401	Sewer SDC's	1,300,000.00	.00	1,300,000.00	59,540.00	.00	1,295,491.40	4,508.60	100	1,036,883.38
<i>Charges for Goods and Services Totals</i>		\$1,300,000.00	\$0.00	\$1,300,000.00	\$59,540.00	\$0.00	\$1,295,491.40	\$4,508.60	100%	\$1,036,883.38
Miscellaneous Revenue										
3611	Interest from Investments	50,000.00	.00	50,000.00	12,892.46	.00	100,787.37	(50,787.37)	202	50,066.66
3617	Change in Fair Value of Investments	.00	.00	.00	4,030.88	.00	20,997.92	(20,997.92)	+++	4,156.96
<i>Miscellaneous Revenue Totals</i>		\$50,000.00	\$0.00	\$50,000.00	\$16,923.34	\$0.00	\$121,785.29	(\$71,785.29)	244%	\$54,223.62
REVENUE TOTALS		\$1,908,280.00	\$0.00	\$1,908,280.00	\$76,463.34	\$0.00	\$1,417,276.69	\$491,003.31	74%	\$1,091,107.00
Fund 475 - Sewer SDC Fund Totals		\$1,908,280.00	\$0.00	\$1,908,280.00	\$76,463.34	\$0.00	\$1,417,276.69	\$491,003.31		\$1,091,107.00



Monthly Revenue Report All Funds

Fiscal Year to Date 02/29/24
Exclude Rollup Account

Account	Account Description	Adopted Budget	Budget Amendments	Amended Budget	Current Month Transactions	YTD Encumbrances	YTD Transactions	Budget - YTD Transactions	% Used/ Rec'd	Prior Year YTD
Fund 568 - Information Technology Fund										
REVENUE										
<i>Fund Balance</i>										
3081	Beginning Fund Balance	464,000.00	.00	464,000.00	.00	.00	.00	464,000.00	0	.00
<i>Fund Balance Totals</i>		\$464,000.00	\$0.00	\$464,000.00	\$0.00	\$0.00	\$0.00	\$464,000.00	0%	\$0.00
<i>Charges for Goods and Services</i>										
3421.002	Reimbursements Hubbard	.00	.00	.00	.00	.00	.00	.00	+++	63.75
3421.003	Reimbursements Mt Angel	4,000.00	.00	4,000.00	.00	.00	3,208.75	791.25	80	3,208.75
3421.004	Reimbursements Silverton	28,000.00	.00	28,000.00	.00	.00	10,455.00	17,545.00	37	19,044.25
3421.005	Reimbursements Aurora FD	1,000.00	.00	1,000.00	.00	.00	510.00	490.00	51	21.25
3421.006	Reimbursements Monitor FD	500.00	.00	500.00	.00	.00	.00	500.00	0	42.50
3421.007	Reimbursements Mt Angel FD	2,000.00	.00	2,000.00	.00	.00	2,210.00	(210.00)	110	276.25
3421.008	Reimbursement METCOM (Norcom)	60,000.00	.00	60,000.00	.00	.00	30,654.88	29,345.12	51	41,104.42
3421.009	Reimbursement Gervais	2,000.00	.00	2,000.00	.00	.00	4,228.75	(2,228.75)	211	913.75
3421.010	Reimbursement Woodburn Fire Dist	.00	.00	.00	.00	.00	1,423.75	(1,423.75)	+++	467.50
3421.018	Reimbursements Monitor Fire District	.00	.00	.00	.00	.00	42.50	(42.50)	+++	21.25
3421.019	Reimbursements Hubbard Fire Department	.00	.00	.00	.00	.00	191.25	(191.25)	+++	.00
3421.020	Reimbursements Silver Falls Library	.00	.00	.00	.00	.00	21.25	(21.25)	+++	148.75
3422.002	Rec Mgmt (RMS) Hubbard	14,320.00	.00	14,320.00	.00	.00	7,160.00	7,160.00	50	6,650.00
3422.003	Rec Mgmt (RMS) Mt Angel	14,650.00	.00	14,650.00	.00	.00	7,325.00	7,325.00	50	6,850.00
3422.004	Rec Mgmt (RMS) Silverton	42,510.00	.00	42,510.00	.00	.00	21,255.00	21,255.00	50	20,000.00
3422.007	Rec Mgmt (RMS) Mt Angel FD	1,220.00	.00	1,220.00	.00	.00	610.00	610.00	50	550.00
3422.011	Rec Mgmt (RMS) Stayton PD	14,190.00	.00	14,190.00	.00	.00	7,095.00	7,095.00	50	6,550.00
3422.012	Rec Mgmt (RMS) Turner PD	3,780.00	.00	3,780.00	.00	.00	1,890.00	1,890.00	50	1,750.00
3422.017	Rec Mgmt (RMS) Aumsville PD	4,060.00	.00	4,060.00	.00	.00	2,030.00	2,030.00	50	1,900.00
<i>Charges for Goods and Services Totals</i>		\$192,230.00	\$0.00	\$192,230.00	\$0.00	\$0.00	\$100,311.13	\$91,918.87	52%	\$109,562.42
<i>Miscellaneous Revenue</i>										
3611	Interest from Investments	5,000.00	.00	5,000.00	832.32	.00	4,930.81	69.19	99	3,707.26
3617	Change in Fair Value of Investments	.00	.00	.00	213.06	.00	1,771.62	(1,771.62)	+++	354.60
3652.001	IT Revenue - General Fund	1,025,220.00	.00	1,025,220.00	85,435.00	.00	683,480.00	341,740.00	67	595,966.64
3652.110	IT Revenue - Transit	32,850.00	.00	32,850.00	2,737.50	.00	21,900.00	10,950.00	67	17,360.00
3652.123	IT Revenue - Building Inspection	42,300.00	.00	42,300.00	3,525.00	.00	28,200.00	14,100.00	67	21,000.00
3652.140	IT Revenue - Street	45,110.00	.00	45,110.00	3,759.16	.00	30,073.28	15,036.72	67	18,760.00
3652.470	IT Revenue - Water	64,910.00	.00	64,910.00	5,409.16	.00	43,273.28	21,636.72	67	39,480.00
3652.472	IT Revenue - Sewer	125,520.00	.00	125,520.00	10,460.00	.00	83,680.00	41,840.00	67	75,600.00
3652.720	IT Revenue - Urban Renewal	9,450.00	.00	9,450.00	787.50	.00	6,300.00	3,150.00	67	5,880.00
3699	Other Miscellaneous Income	200.00	.00	200.00	.00	.00	2,769.37	(2,569.37)	1385	106.00
<i>Miscellaneous Revenue Totals</i>		\$1,350,560.00	\$0.00	\$1,350,560.00	\$113,158.70	\$0.00	\$906,378.36	\$444,181.64	67%	\$778,214.50
REVENUE TOTALS		\$2,006,790.00	\$0.00	\$2,006,790.00	\$113,158.70	\$0.00	\$1,006,689.49	\$1,000,100.51	50%	\$887,776.92
Fund 568 - Information Technology Fund Totals		\$2,006,790.00	\$0.00	\$2,006,790.00	\$113,158.70	\$0.00	\$1,006,689.49	\$1,000,100.51		\$887,776.92



Monthly Revenue Report All Funds

Fiscal Year to Date 02/29/24
Exclude Rollup Account

Account	Account Description	Adopted Budget	Budget Amendments	Amended Budget	Current Month Transactions	YTD Encumbrances	YTD Transactions	Budget - YTD Transactions	% Used/ Rec'd	Prior Year YTD
Fund 581 - Insurance Fund										
REVENUE										
<i>Fund Balance</i>										
3081	Beginning Fund Balance	753,400.00	50,000.00	803,400.00	.00	.00	.00	803,400.00	0	.00
<i>Fund Balance Totals</i>		\$753,400.00	\$50,000.00	\$803,400.00	\$0.00	\$0.00	\$0.00	\$803,400.00	0%	\$0.00
<i>Miscellaneous Revenue</i>										
3611	Interest from Investments	5,000.00	.00	5,000.00	1,237.12	.00	6,832.34	(1,832.34)	137	6,438.03
3617	Change in Fair Value of Investments	.00	.00	.00	335.95	.00	3,509.34	(3,509.34)	+++	673.15
3658.101	General Liability	521,050.00	.00	521,050.00	43,420.83	.00	347,366.64	173,683.36	67	348,726.72
3658.104	Workers Comp	230,000.00	.00	230,000.00	19,166.67	.00	153,333.36	76,666.64	67	166,666.64
3699	Other Miscellaneous Income	1,000.00	.00	1,000.00	.00	.00	25.00	975.00	2	2,485.72
<i>Miscellaneous Revenue Totals</i>		\$757,050.00	\$0.00	\$757,050.00	\$64,160.57	\$0.00	\$511,066.68	\$245,983.32	68%	\$524,990.26
REVENUE TOTALS		\$1,510,450.00	\$50,000.00	\$1,560,450.00	\$64,160.57	\$0.00	\$511,066.68	\$1,049,383.32	33%	\$524,990.26
Fund 581 - Insurance Fund Totals		\$1,510,450.00	\$50,000.00	\$1,560,450.00	\$64,160.57	\$0.00	\$511,066.68	\$1,049,383.32		\$524,990.26



Monthly Revenue Report All Funds

Fiscal Year to Date 02/29/24
Exclude Rollup Account

Account	Account Description	Adopted Budget	Budget Amendments	Amended Budget	Current Month Transactions	YTD Encumbrances	YTD Transactions	Budget - YTD Transactions	% Used/ Rec'd	Prior Year YTD
Fund 591 - Equipment Replacement Fund										
REVENUE										
<i>Fund Balance</i>										
3081	Beginning Fund Balance	1,086,640.00	.00	1,086,640.00	.00	.00	.00	1,086,640.00	0	.00
<i>Fund Balance Totals</i>		\$1,086,640.00	\$0.00	\$1,086,640.00	\$0.00	\$0.00	\$0.00	\$1,086,640.00	0%	\$0.00
<i>Miscellaneous Revenue</i>										
3611	Interest from Investments	8,000.00	.00	8,000.00	3,525.23	.00	28,007.09	(20,007.09)	350	13,373.12
3617	Change in Fair Value of Investments	.00	.00	.00	1,097.58	.00	6,301.14	(6,301.14)	+++	786.20
<i>Miscellaneous Revenue Totals</i>		\$8,000.00	\$0.00	\$8,000.00	\$4,622.81	\$0.00	\$34,308.23	(\$26,308.23)	429%	\$14,159.32
<i>Transfers In</i>										
3971.140	Transfer From Street	60,000.00	.00	60,000.00	5,000.00	.00	40,000.00	20,000.00	67	40,000.00
3971.470	Transfer From Water	60,000.00	.00	60,000.00	5,000.00	.00	40,000.00	20,000.00	67	40,000.00
3971.472	Transfer From Sewer	60,000.00	.00	60,000.00	5,000.00	.00	40,000.00	20,000.00	67	40,000.00
<i>Transfers In Totals</i>		\$180,000.00	\$0.00	\$180,000.00	\$15,000.00	\$0.00	\$120,000.00	\$60,000.00	67%	\$120,000.00
REVENUE TOTALS		\$1,274,640.00	\$0.00	\$1,274,640.00	\$19,622.81	\$0.00	\$154,308.23	\$1,120,331.77	12%	\$134,159.32
Fund 591 - Equipment Replacement Fund Totals		\$1,274,640.00	\$0.00	\$1,274,640.00	\$19,622.81	\$0.00	\$154,308.23	\$1,120,331.77		\$134,159.32



Monthly Revenue Report All Funds

Fiscal Year to Date 02/29/24
Exclude Rollup Account

Account	Account Description	Adopted Budget	Budget Amendments	Amended Budget	Current Month Transactions	YTD Encumbrances	YTD Transactions	Budget - YTD Transactions	% Used/ Rec'd	Prior Year YTD
Fund 693 - Reserve for PERS										
REVENUE										
<i>Fund Balance</i>										
3081	Beginning Fund Balance	391,120.00	.00	391,120.00	.00	.00	.00	391,120.00	0	.00
<i>Fund Balance Totals</i>		\$391,120.00	\$0.00	\$391,120.00	\$0.00	\$0.00	\$0.00	\$391,120.00	0%	\$0.00
<i>Transfers In</i>										
3971.001	Transfer From General Fund	.00	.00	.00	.00	.00	.00	.00	+++	82,493.36
3971.110	Transfer From Transit	.00	.00	.00	.00	.00	.00	.00	+++	5,866.64
3971.123	Transfer From Building	.00	.00	.00	.00	.00	.00	.00	+++	5,893.36
3971.140	Transfer From Street	.00	.00	.00	.00	.00	.00	.00	+++	7,880.00
3971.470	Transfer From Water	.00	.00	.00	.00	.00	.00	.00	+++	12,820.00
3971.472	Transfer From Sewer	.00	.00	.00	.00	.00	.00	.00	+++	17,453.36
3971.568	Transfer from Information Technology	.00	.00	.00	.00	.00	.00	.00	+++	3,800.00
3971.581	Transfer From Insurance	.00	.00	.00	.00	.00	.00	.00	+++	553.36
3971.720	Transfer from Urban Renewal	.00	.00	.00	.00	.00	.00	.00	+++	1,906.64
<i>Transfers In Totals</i>		\$0.00	\$0.00	\$0.00	\$0.00	\$0.00	\$0.00	\$0.00	+++	\$138,666.72
REVENUE TOTALS		\$391,120.00	\$0.00	\$391,120.00	\$0.00	\$0.00	\$0.00	\$391,120.00	0%	\$138,666.72
Fund 693 - Reserve for PERS Totals		\$391,120.00	\$0.00	\$391,120.00	\$0.00	\$0.00	\$0.00	\$391,120.00		\$138,666.72



Monthly Revenue Report All Funds

Fiscal Year to Date 02/29/24
Exclude Rollup Account

Account	Account Description	Adopted Budget	Budget Amendments	Amended Budget	Current Month Transactions	YTD Encumbrances	YTD Transactions	Budget - YTD Transactions	% Used/ Rec'd	Prior Year YTD
Fund 695 - Lavelle Black Trust Fund										
REVENUE										
<i>Fund Balance</i>										
3081	Beginning Fund Balance	32,690.00	.00	32,690.00	.00	.00	.00	32,690.00	0	.00
<i>Fund Balance Totals</i>		\$32,690.00	\$0.00	\$32,690.00	\$0.00	\$0.00	\$0.00	\$32,690.00	0%	\$0.00
<i>Miscellaneous Revenue</i>										
3611	Interest from Investments	500.00	.00	500.00	114.17	.00	966.71	(466.71)	193	461.42
3617	Change in Fair Value of Investments	.00	.00	.00	36.84	.00	216.84	(216.84)	+++	28.02
3673	Donations-Police	.00	.00	.00	.00	.00	2,167.00	(2,167.00)	+++	.00
<i>Miscellaneous Revenue Totals</i>		\$500.00	\$0.00	\$500.00	\$151.01	\$0.00	\$3,350.55	(\$2,850.55)	670%	\$489.44
REVENUE TOTALS		\$33,190.00	\$0.00	\$33,190.00	\$151.01	\$0.00	\$3,350.55	\$29,839.45	10%	\$489.44
Fund 695 - Lavelle Black Trust Fund Totals		\$33,190.00	\$0.00	\$33,190.00	\$151.01	\$0.00	\$3,350.55	\$29,839.45		\$489.44



Monthly Revenue Report All Funds

Fiscal Year to Date 02/29/24
Exclude Rollup Account

Account	Account Description	Adopted Budget	Budget Amendments	Amended Budget	Current Month Transactions	YTD Encumbrances	YTD Transactions	Budget - YTD Transactions	% Used/ Rec'd	Prior Year YTD
Fund 720 - Urban Renewal Fund										
REVENUE										
<i>Fund Balance</i>										
3081	Beginning Fund Balance	1,187,230.00	.00	1,187,230.00	.00	.00	.00	1,187,230.00	0	.00
<i>Fund Balance Totals</i>		\$1,187,230.00	\$0.00	\$1,187,230.00	\$0.00	\$0.00	\$0.00	\$1,187,230.00	0%	\$0.00
<i>Taxes</i>										
3111	Property Tax - Current	1,088,000.00	.00	1,088,000.00	4,119.18	.00	1,051,395.85	36,604.15	97	870,976.21
3112	Property Tax - Delinquent	16,000.00	.00	16,000.00	627.86	.00	13,123.01	2,876.99	82	12,570.77
<i>Taxes Totals</i>		\$1,104,000.00	\$0.00	\$1,104,000.00	\$4,747.04	\$0.00	\$1,064,518.86	\$39,481.14	96%	\$883,546.98
<i>Intergovernmental</i>										
3341	State Grants	.00	.00	.00	.00	.00	.00	.00	+++	71,346.54
<i>Intergovernmental Totals</i>		\$0.00	\$0.00	\$0.00	\$0.00	\$0.00	\$0.00	\$0.00	+++	\$71,346.54
<i>Miscellaneous Revenue</i>										
3611	Interest from Investments	20,000.00	.00	20,000.00	5,170.23	.00	33,481.99	(13,481.99)	167	22,017.61
3617	Change in Fair Value of Investments	.00	.00	.00	1,648.85	.00	8,662.43	(8,662.43)	+++	1,334.47
<i>Miscellaneous Revenue Totals</i>		\$20,000.00	\$0.00	\$20,000.00	\$6,819.08	\$0.00	\$42,144.42	(\$22,144.42)	211%	\$23,352.08
REVENUE TOTALS		\$2,311,230.00	\$0.00	\$2,311,230.00	\$11,566.12	\$0.00	\$1,106,663.28	\$1,204,566.72	48%	\$978,245.60
Fund 720 - Urban Renewal Fund Totals		\$2,311,230.00	\$0.00	\$2,311,230.00	\$11,566.12	\$0.00	\$1,106,663.28	\$1,204,566.72		\$978,245.60
Grand Totals		\$130,286,350.00	\$2,680,000.00	\$132,966,350.00	\$3,401,191.57	\$0.00	\$44,558,554.85	\$88,407,795.15		\$49,053,570.42

Accounts Payable Report

Payment Register

From Payment Date: 2/1/2023 - To Payment Date: 2/29/2024

Number	Date	Status	Void Reason	Reconciled/ Voided Date	Source	Payee Name	Transaction Amount	Reconciled Amount	Difference
AP-A/P - Accounts Payable									
Check									
149114	02/09/2023	Reconciled		02/17/2023	Accounts Payable	A & E IMAGING INC	\$86.19	\$86.19	\$0.00
149115	02/09/2023	Reconciled		02/21/2023	Accounts Payable	A TO Z PARTY RENTAL	\$272.85	\$272.85	\$0.00
149116	02/09/2023	Reconciled		02/22/2023	Accounts Payable	ADT SECURITY SERVICES	\$37.99	\$37.99	\$0.00
149117	02/09/2023	Reconciled		02/13/2023	Accounts Payable	AMAZON CAPITAL SERVICES, INC	\$115.03	\$115.03	\$0.00
149118	02/09/2023	Reconciled		02/13/2023	Accounts Payable	AMTEC	\$450.00	\$450.00	\$0.00
149119	02/09/2023	Reconciled		02/14/2023	Accounts Payable	APEX LABORATORIES LLC	\$568.00	\$568.00	\$0.00
149120	02/09/2023	Reconciled		02/14/2023	Accounts Payable	APEX MECHANICAL, LLC	\$142,238.75	\$142,238.75	\$0.00
149121	02/09/2023	Reconciled		02/13/2023	Accounts Payable	APSCO LLC	\$482.41	\$482.41	\$0.00
149122	02/09/2023	Reconciled		02/16/2023	Accounts Payable	ASHLAND BROTHERS LANDSCAPES IN	\$643.75	\$643.75	\$0.00
149123	02/09/2023	Reconciled		02/14/2023	Accounts Payable	BATTERIES NORTHWEST	\$38.40	\$38.40	\$0.00
149124	02/09/2023	Reconciled		02/21/2023	Accounts Payable	BIO-MED TESTING SERVICE	\$535.00	\$535.00	\$0.00
149125	02/09/2023	Reconciled		02/17/2023	Accounts Payable	BOLI TECHNICAL	\$250.00	\$250.00	\$0.00
149126	02/09/2023	Reconciled		02/15/2023	Accounts Payable	BRETTHAUER OIL COMPANY	\$10,967.56	\$10,967.56	\$0.00
149127	02/09/2023	Reconciled		02/14/2023	Accounts Payable	BURNS, AURORA	\$58.00	\$58.00	\$0.00
149128	02/09/2023	Reconciled		02/17/2023	Accounts Payable	CDW GOVERNMENT INC	\$763.81	\$763.81	\$0.00
149129	02/09/2023	Reconciled		02/22/2023	Accounts Payable	CHEMEKETA COMMUNITY COLLEGE	\$39.40	\$39.40	\$0.00
149130	02/09/2023	Reconciled		02/16/2023	Accounts Payable	CINTAS CORPORATION - 463	\$1,543.68	\$1,543.68	\$0.00
149131	02/09/2023	Reconciled		02/14/2023	Accounts Payable	COMPLETE WIRELESS SOLUTNS INC	\$1,805.98	\$1,805.98	\$0.00
149132	02/09/2023	Reconciled		02/13/2023	Accounts Payable	COMPUTER MGMT INT'L	\$5,780.00	\$5,780.00	\$0.00
149133	02/09/2023	Reconciled		02/15/2023	Accounts Payable	CONSOR NORTH AMERICA, INC.	\$1,378.48	\$1,378.48	\$0.00
149134	02/09/2023	Reconciled		02/15/2023	Accounts Payable	COVERALL NORTH AMERICA INC	\$1,023.00	\$1,023.00	\$0.00
149135	02/09/2023	Reconciled		02/22/2023	Accounts Payable	CRAFCO INC	\$1,860.00	\$1,860.00	\$0.00
149136	02/09/2023	Reconciled		02/15/2023	Accounts Payable	DATAVISION COMMUNICATIONS	\$1,292.54	\$1,292.54	\$0.00
149137	02/09/2023	Reconciled		02/14/2023	Accounts Payable	DAVID M COREY PHD PC	\$595.00	\$595.00	\$0.00
149138	02/09/2023	Reconciled		02/13/2023	Accounts Payable	DLT SOLUTIONS LLC	\$5,454.39	\$5,454.39	\$0.00
149139	02/09/2023	Reconciled		02/21/2023	Accounts Payable	EASYVISTA, INC	\$5,400.00	\$5,400.00	\$0.00
149140	02/09/2023	Reconciled		02/15/2023	Accounts Payable	EBSCO SUBSCRIPTION SERV	\$21.95	\$21.95	\$0.00
149141	02/09/2023	Reconciled		02/13/2023	Accounts Payable	ENGELMAN ELECTRIC INC	\$876.67	\$876.67	\$0.00
149142	02/09/2023	Reconciled		02/16/2023	Accounts Payable	EVIDENT INC	\$26.00	\$26.00	\$0.00
149143	02/09/2023	Reconciled		02/21/2023	Accounts Payable	FEDERAL EXPRESS CORP	\$59.49	\$59.49	\$0.00
149144	02/09/2023	Reconciled		02/22/2023	Accounts Payable	FERGUSON ENTERPRISES INC	\$224.41	\$224.41	\$0.00
149145	02/09/2023	Reconciled		02/13/2023	Accounts Payable	GALE/CENGAGE LEARNING	\$41.23	\$41.23	\$0.00
149146	02/09/2023	Reconciled		02/14/2023	Accounts Payable	GARDNER DENVER, INC. dba GARDNER DENVER NASH LLC,	\$1,170.89	\$1,170.89	\$0.00
149147	02/09/2023	Reconciled		02/13/2023	Accounts Payable	GARTEN SERVICES INC	\$315.00	\$315.00	\$0.00
149148	02/09/2023	Reconciled		02/14/2023	Accounts Payable	GARY GERALD SPRAUER dba GARY SPRAUER CONSTRUCTIONS	\$495.00	\$495.00	\$0.00
149149	02/09/2023	Reconciled		02/14/2023	Accounts Payable	GC QUALITY CONSTRUCTION LLC	\$11,415.39	\$11,415.39	\$0.00
149150	02/09/2023	Reconciled		02/15/2023	Accounts Payable	GOTO TECHNOLOGIES USA, INC	\$42.56	\$42.56	\$0.00
149151	02/09/2023	Reconciled		02/14/2023	Accounts Payable	GRAINGER INC	\$225.45	\$225.45	\$0.00
149152	02/09/2023	Reconciled		02/15/2023	Accounts Payable	HILLTOP REFRIGERATION INC	\$3,973.53	\$3,973.53	\$0.00
149153	02/09/2023	Reconciled		02/17/2023	Accounts Payable	HILLYER'S MID CITY FORD	\$5,900.76	\$5,900.76	\$0.00
149154	02/09/2023	Reconciled		02/21/2023	Accounts Payable	HOFFMAN PRESSURE WASHING	\$355.00	\$355.00	\$0.00
149155	02/09/2023	Reconciled		02/13/2023	Accounts Payable	HUBBARD CHEVROLET	\$56.03	\$56.03	\$0.00
149156	02/09/2023	Reconciled		02/15/2023	Accounts Payable	INDUSTRIAL BOLT & SUPPLY INC	\$118.54	\$118.54	\$0.00

Payment Register

From Payment Date: 2/1/2023 - To Payment Date: 2/29/2024

Number	Date	Status	Void Reason	Reconciled/ Voided Date	Source	Payee Name	Transaction Amount	Reconciled Amount	Difference
149157	02/09/2023	Reconciled		02/21/2023	Accounts Payable	INGRAM LIBRARY SERVICES	\$1,108.05	\$1,108.05	\$0.00
149158	02/09/2023	Reconciled		02/13/2023	Accounts Payable	K&E EXCAVATING INC	\$66,343.39	\$66,343.39	\$0.00
149159	02/09/2023	Reconciled		02/13/2023	Accounts Payable	KNIFE RIVER CORP	\$20,988.82	\$20,988.82	\$0.00
149160	02/09/2023	Reconciled		02/15/2023	Accounts Payable	KYRIE KELLETT dba MASON BEE LLC	\$6,927.49	\$6,927.49	\$0.00
149161	02/09/2023	Reconciled		02/13/2023	Accounts Payable	LABOR RELATIONS INFO SYSTEMS	\$99.00	\$99.00	\$0.00
149162	02/09/2023	Reconciled		03/10/2023	Accounts Payable	MARION COUNTY CLERK	\$101.00	\$101.00	\$0.00
149163	02/09/2023	Voided/Reissued	Expired	04/24/2023	Accounts Payable	MARION COUNTY FINANCE	\$3,307.60		
149164	02/09/2023	Reconciled		02/14/2023	Accounts Payable	MARION POLK FOOD SHARE INC	\$56,880.00	\$56,880.00	\$0.00
149165	02/09/2023	Reconciled		02/16/2023	Accounts Payable	MIDWEST TAPE, LLC	\$564.86	\$564.86	\$0.00
149166	02/09/2023	Reconciled		02/13/2023	Accounts Payable	MULTIVERSE INTERPRETING INC	\$200.00	\$200.00	\$0.00
149167	02/09/2023	Reconciled		02/10/2023	Accounts Payable	NATALYS CONSTRUCTION LLC	\$7,150.00	\$7,150.00	\$0.00
149168	02/09/2023	Reconciled		02/14/2023	Accounts Payable	NET ASSETS CORPORATION	\$540.00	\$540.00	\$0.00
149169	02/09/2023	Reconciled		05/30/2023	Accounts Payable	NICHOLS, ALYSSA	\$17.37	\$17.37	\$0.00
149170	02/09/2023	Reconciled		02/14/2023	Accounts Payable	NORTHWEST SECURITY & AUTOMATION, LLC dba INNOVA NW	\$31,729.15	\$31,729.15	\$0.00
149171	02/09/2023	Reconciled		02/13/2023	Accounts Payable	NURNBERG SCIENTIFIC	\$133.89	\$133.89	\$0.00
149172	02/09/2023	Reconciled		02/21/2023	Accounts Payable	O'REILLY FIRST CALL AUTO PARTS	\$7.60	\$7.60	\$0.00
149173	02/09/2023	Reconciled		02/16/2023	Accounts Payable	OFFICE DEPOT	\$381.95	\$381.95	\$0.00
149174	02/09/2023	Reconciled		02/14/2023	Accounts Payable	OR DEPT OF REVENUE	\$10,934.72	\$10,934.72	\$0.00
149175	02/09/2023	Reconciled		03/09/2023	Accounts Payable	OREGON ACCREDITATION ALLIANCE	\$2,975.00	\$2,975.00	\$0.00
149176	02/09/2023	Reconciled		02/21/2023	Accounts Payable	OREGON ASSOCIATION OF CLEAN WATER AGENCIES	\$1,050.00	\$1,050.00	\$0.00
149177	02/09/2023	Reconciled		02/14/2023	Accounts Payable	OREGON PORTABLE TOILETS LLC	\$210.00	\$210.00	\$0.00
149178	02/09/2023	Reconciled		02/23/2023	Accounts Payable	OSCAR LUNDEEN INC	\$119.50	\$119.50	\$0.00
149179	02/09/2023	Reconciled		03/20/2023	Accounts Payable	OSU-THE KIEWIT CENTER	\$245.00	\$245.00	\$0.00
149180	02/09/2023	Reconciled		02/13/2023	Accounts Payable	PAPE' MACHINERY	\$61.81	\$61.81	\$0.00
149181	02/09/2023	Reconciled		02/22/2023	Accounts Payable	PENSKE COMMERCIAL VEHICLES US, LLC dba PREMIER TRU	\$73.30	\$73.30	\$0.00
149182	02/09/2023	Reconciled		03/01/2023	Accounts Payable	PEREZ 1 PEST CONTROL INC	\$700.00	\$700.00	\$0.00
149183	02/09/2023	Reconciled		02/14/2023	Accounts Payable	PERFORMANCE SYSTEMS INTEGRATION LLC	\$2,052.98	\$2,052.98	\$0.00
149184	02/09/2023	Reconciled		02/17/2023	Accounts Payable	PETROCARD	\$3,355.60	\$3,355.60	\$0.00
149185	02/09/2023	Reconciled		02/17/2023	Accounts Payable	PORTLAND GENERAL ELECTRIC	\$107,952.55	\$107,952.55	\$0.00
149186	02/09/2023	Reconciled		02/15/2023	Accounts Payable	PORTLAND GENERAL ELECTRIC	\$1,393.14	\$1,393.14	\$0.00
149187	02/09/2023	Reconciled		02/21/2023	Accounts Payable	QUADIANT FINANCE USA, INC.	\$500.00	\$500.00	\$0.00
149188	02/09/2023	Reconciled		03/27/2023	Accounts Payable	REDFLEX TRAFFIC SYSTEMS INC	\$13,935.00	\$13,935.00	\$0.00
149189	02/09/2023	Reconciled		02/16/2023	Accounts Payable	RICHARD ALBECK DBA SUPPLY SOLUTIONS LLC, RICHARD, ALBECK DBA SUPPLY SO	\$371.82	\$371.82	\$0.00
149190	02/09/2023	Reconciled		02/14/2023	Accounts Payable	RITZ SAFETY LLC	\$833.19	\$833.19	\$0.00
149191	02/09/2023	Reconciled		03/02/2023	Accounts Payable	ROTARY CLUB OF WOODBURN	\$430.00	\$430.00	\$0.00
149192	02/09/2023	Reconciled		02/15/2023	Accounts Payable	SAVAGE MUSIC ENTERTAINMENT, LLC	\$21,000.00	\$21,000.00	\$0.00
149193	02/09/2023	Reconciled		02/27/2023	Accounts Payable	SEDCOR	\$3,025.00	\$3,025.00	\$0.00
149194	02/09/2023	Reconciled		02/15/2023	Accounts Payable	SHOP EQUIPMENT CO INC	\$210.00	\$210.00	\$0.00
149195	02/09/2023	Reconciled		02/17/2023	Accounts Payable	SIERRA SPRINGS	\$64.95	\$64.95	\$0.00
149196	02/09/2023	Reconciled		02/15/2023	Accounts Payable	SNAP-ON CREDIT LLC	\$62.41	\$62.41	\$0.00
149197	02/09/2023	Reconciled		02/21/2023	Accounts Payable	SNAP-ON TOOLS	\$289.00	\$289.00	\$0.00

Payment Register

From Payment Date: 2/1/2023 - To Payment Date: 2/29/2024

Number	Date	Status	Void Reason	Reconciled/ Voided Date	Source	Payee Name	Transaction Amount	Reconciled Amount	Difference
149198	02/09/2023	Reconciled		02/14/2023	Accounts Payable	SOLUTIONS YES, LLC	\$1,160.47	\$1,160.47	\$0.00
149199	02/09/2023	Reconciled		02/23/2023	Accounts Payable	SPEAKWRITE LLC	\$239.92	\$239.92	\$0.00
149200	02/09/2023	Reconciled		02/21/2023	Accounts Payable	STEELE ELECTRIC LLC	\$2,375.38	\$2,375.38	\$0.00
149201	02/09/2023	Open			Accounts Payable	THE INSPIRE FOUNDATION	\$150.00		
149202	02/09/2023	Reconciled		02/17/2023	Accounts Payable	THOMSON REUTERS-WEST PAYMENT CENTER	\$632.82	\$632.82	\$0.00
149203	02/09/2023	Reconciled		02/13/2023	Accounts Payable	TRAFFIC SAFETY SUPPLY CO	\$742.70	\$742.70	\$0.00
149204	02/09/2023	Reconciled		02/15/2023	Accounts Payable	TRANSUNION RISK AND ALTERNATIVE DATA SOLUTIONS INC	\$304.40	\$304.40	\$0.00
149205	02/09/2023	Reconciled		02/16/2023	Accounts Payable	USA BLUEBOOK	\$869.66	\$869.66	\$0.00
149206	02/09/2023	Reconciled		02/14/2023	Accounts Payable	WASHINGTON ROOFING COMPANY, INC	\$10,563.49	\$10,563.49	\$0.00
149207	02/09/2023	Reconciled		02/13/2023	Accounts Payable	WATERSHED LLC	\$1,743.56	\$1,743.56	\$0.00
149208	02/09/2023	Reconciled		03/13/2023	Accounts Payable	WAVE BROADBAND	\$300.83	\$300.83	\$0.00
149209	02/09/2023	Reconciled		02/13/2023	Accounts Payable	WHITNEY EQUIPMENT CO INC	\$2,188.71	\$2,188.71	\$0.00
149210	02/09/2023	Reconciled		02/21/2023	Accounts Payable	WOODBURN PLUMBING	\$1,128.00	\$1,128.00	\$0.00
149211	02/09/2023	Reconciled		02/27/2023	Accounts Payable	WOODBURN SCHOOL DIST 103C	\$16,681.38	\$16,681.38	\$0.00
149212	02/09/2023	Reconciled		02/22/2023	Accounts Payable	WURTH USA INC	\$74.62	\$74.62	\$0.00
149213	02/09/2023	Reconciled		02/15/2023	Accounts Payable	XYLEM DEWATERING SOLUTIONS INC	\$4,618.90	\$4,618.90	\$0.00
149214	02/09/2023	Reconciled		02/13/2023	Accounts Payable	YES GRAPHICS PRINTING CO. INC.	\$848.00	\$848.00	\$0.00
149215	02/09/2023	Reconciled		02/13/2023	Accounts Payable	ZUMAR INDUSTRIES INC	\$1,689.50	\$1,689.50	\$0.00
149216	02/09/2023	Voided	Wrong Vendor	03/02/2023	Accounts Payable	FERNANDEZ, JOSE , CRUZ	\$100.00		
149217	02/09/2023	Reconciled		02/14/2023	Accounts Payable	KREWSON, ANTHONY , AND BERNADETTE	\$2,891.00	\$2,891.00	\$0.00
149218	02/09/2023	Reconciled		02/21/2023	Accounts Payable	LADER, MICHAEL, LAWRENCE	\$65.00	\$65.00	\$0.00
149219	02/09/2023	Reconciled		03/21/2023	Accounts Payable	MARQUEZ, ENRIQUE	\$648.00	\$648.00	\$0.00
149220	02/09/2023	Open			Accounts Payable	MARRON, LUIS	\$1.00		
149221	02/09/2023	Reconciled		02/13/2023	Accounts Payable	PURE ENERGY GROUP	\$255.00	\$255.00	\$0.00
149222	02/09/2023	Reconciled		02/21/2023	Accounts Payable	REDRIGUEZ, FEDERICO	\$265.00	\$265.00	\$0.00
149223	02/09/2023	Reconciled		02/13/2023	Accounts Payable	WILK, MARK, JOSEPH	\$165.00	\$165.00	\$0.00
149224	02/13/2023	Reconciled		02/21/2023	Utility Management Refund	ABELL, CONSTANCE, LYNN	\$12.89	\$12.89	\$0.00
149225	02/13/2023	Reconciled		02/22/2023	Utility Management Refund	D.R. HORTON	\$16.61	\$16.61	\$0.00
149226	02/13/2023	Reconciled		02/22/2023	Utility Management Refund	DR HORTON	\$48.24	\$48.24	\$0.00
149227	02/13/2023	Reconciled		02/22/2023	Utility Management Refund	DR HORTON	\$10.77	\$10.77	\$0.00
149228	02/13/2023	Reconciled		02/22/2023	Utility Management Refund	DR HORTON	\$18.62	\$18.62	\$0.00
149229	02/13/2023	Reconciled		02/22/2023	Utility Management Refund	DR HORTON	\$65.78	\$65.78	\$0.00
149230	02/13/2023	Reconciled		02/22/2023	Utility Management Refund	DR HORTON	\$17.60	\$17.60	\$0.00
149231	02/13/2023	Reconciled		02/22/2023	Utility Management Refund	DR HORTON	\$49.46	\$49.46	\$0.00
149232	02/13/2023	Reconciled		02/21/2023	Utility Management Refund	ESTATE OF NANCY NEARING	\$164.30	\$164.30	\$0.00

Payment Register

From Payment Date: 2/1/2023 - To Payment Date: 2/29/2024

Number	Date	Status	Void Reason	Reconciled/ Voided Date	Source	Payee Name	Transaction Amount	Reconciled Amount	Difference
149233	02/13/2023	Reconciled		03/03/2023	Utility Management Refund	LENNAR NW INC	\$39.37	\$39.37	\$0.00
149234	02/13/2023	Reconciled		03/03/2023	Utility Management Refund	LENNAR NW LLC	\$75.00	\$75.00	\$0.00
149235	02/13/2023	Reconciled		03/03/2023	Utility Management Refund	LEWIS, JAMES	\$95.12	\$95.12	\$0.00
149236	02/13/2023	Reconciled		02/16/2023	Utility Management Refund	LOCKWOOD, ANDREW, JAY	\$89.17	\$89.17	\$0.00
149237	02/13/2023	Reconciled		02/27/2023	Utility Management Refund	NORD, SHELDON & JAMIE	\$12.34	\$12.34	\$0.00
149238	02/23/2023	Reconciled		02/28/2023	Accounts Payable	A & A PEST CONTROL INC	\$108.00	\$108.00	\$0.00
149239	02/23/2023	Reconciled		02/27/2023	Accounts Payable	ACRANET CBS BRANCH	\$13.00	\$13.00	\$0.00
149240	02/23/2023	Reconciled		02/28/2023	Accounts Payable	AIRGAS USA LLC	\$360.62	\$360.62	\$0.00
149241	02/23/2023	Reconciled		03/01/2023	Accounts Payable	AL'S GARDEN CENTER	\$49.99	\$49.99	\$0.00
149242	02/23/2023	Reconciled		02/28/2023	Accounts Payable	BEN-KO-MATIC CO dba OWEN EQUIPMENT COMPANY	\$2,249.78	\$2,249.78	\$0.00
149243	02/23/2023	Reconciled		03/01/2023	Accounts Payable	BOYS & GIRLS CLUB OF SALEM	\$3,750.00	\$3,750.00	\$0.00
149244	02/23/2023	Reconciled		03/01/2023	Accounts Payable	BRETTHAUER OIL COMPANY	\$441.19	\$441.19	\$0.00
149245	02/23/2023	Reconciled		02/27/2023	Accounts Payable	BRIDGE TOWER OPCO, LLC	\$285.56	\$285.56	\$0.00
149246	02/23/2023	Reconciled		03/01/2023	Accounts Payable	BUDGET LIBRARY SUPPLIES LLC	\$430.00	\$430.00	\$0.00
149247	02/23/2023	Reconciled		03/02/2023	Accounts Payable	BURNS, AURORA	\$50.00	\$50.00	\$0.00
149248	02/23/2023	Reconciled		02/27/2023	Accounts Payable	CASCADE COLUMBIA DIST CO	\$7,268.55	\$7,268.55	\$0.00
149249	02/23/2023	Reconciled		03/01/2023	Accounts Payable	CASCADE WATER WORKS INC	\$3,903.70	\$3,903.70	\$0.00
149250	02/23/2023	Reconciled		03/06/2023	Accounts Payable	CDW GOVERNMENT INC	\$37,844.14	\$37,844.14	\$0.00
149251	02/23/2023	Reconciled		03/03/2023	Accounts Payable	CENTURYLINK	\$599.76	\$599.76	\$0.00
149252	02/23/2023	Reconciled		03/03/2023	Accounts Payable	CINTAS CORPORATION - 463	\$464.75	\$464.75	\$0.00
149253	02/23/2023	Reconciled		03/01/2023	Accounts Payable	CIT BANK NA	\$2,450.66	\$2,450.66	\$0.00
149254	02/23/2023	Reconciled		03/02/2023	Accounts Payable	COMPUTER MGMT INT'L	\$40.00	\$40.00	\$0.00
149255	02/23/2023	Reconciled		03/02/2023	Accounts Payable	CONSERVATION TECHNIX INC	\$4,667.14	\$4,667.14	\$0.00
149256	02/23/2023	Reconciled		03/01/2023	Accounts Payable	CONSOR NORTH AMERICA, INC.	\$1,236.00	\$1,236.00	\$0.00
149257	02/23/2023	Reconciled		03/01/2023	Accounts Payable	CORE & MAIN LP	\$27,831.79	\$27,831.79	\$0.00
149258	02/23/2023	Reconciled		03/01/2023	Accounts Payable	COVERALL NORTH AMERICA INC	\$1,023.00	\$1,023.00	\$0.00
149259	02/23/2023	Reconciled		03/07/2023	Accounts Payable	CRIMINAL INFORMATION SERV INC	\$30.00	\$30.00	\$0.00
149260	02/23/2023	Reconciled		04/13/2023	Accounts Payable	CROWLEY & SON SECURITY SYSTEMS	\$240.00	\$240.00	\$0.00
149261	02/23/2023	Reconciled		03/02/2023	Accounts Payable	CYCLE COUNTRY	\$130.95	\$130.95	\$0.00
149262	02/23/2023	Reconciled		02/28/2023	Accounts Payable	DAVISON AUTO PARTS, INC.	\$947.33	\$947.33	\$0.00
149263	02/23/2023	Reconciled		02/28/2023	Accounts Payable	DECA ARCHITECTURE INC	\$300.00	\$300.00	\$0.00
149264	02/23/2023	Reconciled		03/07/2023	Accounts Payable	DELPHIA CONSULTING, LLC	\$784.86	\$784.86	\$0.00
149265	02/23/2023	Reconciled		02/27/2023	Accounts Payable	ENGELMAN ELECTRIC INC	\$449.03	\$449.03	\$0.00
149266	02/23/2023	Reconciled		03/10/2023	Accounts Payable	FEDERAL EXPRESS CORP	\$91.13	\$91.13	\$0.00
149267	02/23/2023	Reconciled		03/13/2023	Accounts Payable	FERGUSON ENTP. DBA POLLARDWATER	\$61.95	\$61.95	\$0.00
149268	02/23/2023	Reconciled		02/27/2023	Accounts Payable	GALE/CENGAGE LEARNING	\$225.37	\$225.37	\$0.00
149269	02/23/2023	Reconciled		07/13/2023	Accounts Payable	GC QUALITY CONSTRUCTION LLC	\$255.00	\$255.00	\$0.00
149270	02/23/2023	Reconciled		02/27/2023	Accounts Payable	GK MACHINE INC	\$3.64	\$3.64	\$0.00
149271	02/23/2023	Reconciled		03/20/2023	Accounts Payable	GLASS, ANDREW	\$57.50	\$57.50	\$0.00
149272	02/23/2023	Reconciled		05/08/2023	Accounts Payable	GMR LAWN MAINTENANCE	\$1,200.00	\$1,200.00	\$0.00
149273	02/23/2023	Reconciled		03/02/2023	Accounts Payable	GRANITE TELECOMMUNICATIONS, LLC	\$1,511.95	\$1,511.95	\$0.00
149274	02/23/2023	Reconciled		02/28/2023	Accounts Payable	HEMPEL, THOMAS	\$75.00	\$75.00	\$0.00

Payment Register

From Payment Date: 2/1/2023 - To Payment Date: 2/29/2024

Number	Date	Status	Void Reason	Reconciled/ Voided Date	Source	Payee Name	Transaction Amount	Reconciled Amount	Difference
149275	02/23/2023	Reconciled		02/27/2023	Accounts Payable	HERC RENTALS INC	\$1,193.92	\$1,193.92	\$0.00
149276	02/23/2023	Reconciled		03/01/2023	Accounts Payable	HOFFMAN PRESSURE WASHING	\$355.00	\$355.00	\$0.00
149277	02/23/2023	Reconciled		02/27/2023	Accounts Payable	HYDRO-TEMP MECHANICAL INC	\$696.45	\$696.45	\$0.00
149278	02/23/2023	Reconciled		03/03/2023	Accounts Payable	INGRAM LIBRARY SERVICES	\$196.48	\$196.48	\$0.00
149279	02/23/2023	Reconciled		03/02/2023	Accounts Payable	INTERNATIONAL CODE COUNCIL	\$2,023.40	\$2,023.40	\$0.00
149280	02/23/2023	Reconciled		03/07/2023	Accounts Payable	JEFF ELLIS & ASSOC INC	\$915.00	\$915.00	\$0.00
149281	02/23/2023	Reconciled		02/27/2023	Accounts Payable	JOHNSON ECONOMICS LLC	\$2,600.00	\$2,600.00	\$0.00
149282	02/23/2023	Reconciled		03/17/2023	Accounts Payable	JOSHUA MITCHELL	\$59.99	\$59.99	\$0.00
149283	02/23/2023	Reconciled		03/16/2023	Accounts Payable	KEIZER OUTDOOR POWER EQUIP	\$10.45	\$10.45	\$0.00
149284	02/23/2023	Reconciled		03/01/2023	Accounts Payable	KONE INC 4156	\$613.74	\$613.74	\$0.00
149285	02/23/2023	Reconciled		03/03/2023	Accounts Payable	LANGUAGE LINE SERVICES INC	\$891.00	\$891.00	\$0.00
149286	02/23/2023	Reconciled		02/27/2023	Accounts Payable	LEGACY MEDICAL GROUP	\$180.00	\$180.00	\$0.00
149287	02/23/2023	Reconciled		02/28/2023	Accounts Payable	LES SCHWAB TIRE CENTER	\$1,243.84	\$1,243.84	\$0.00
149288	02/23/2023	Reconciled		03/06/2023	Accounts Payable	LOOMIS	\$286.34	\$286.34	\$0.00
149289	02/23/2023	Reconciled		02/27/2023	Accounts Payable	MCGUIRE BEARING CO	\$36.26	\$36.26	\$0.00
149290	02/23/2023	Reconciled		03/02/2023	Accounts Payable	METCOM	\$43,253.17	\$43,253.17	\$0.00
149291	02/23/2023	Reconciled		02/28/2023	Accounts Payable	METRO PRESORT	\$2,000.99	\$2,000.99	\$0.00
149292	02/23/2023	Reconciled		03/02/2023	Accounts Payable	MIDWEST TAPE, LLC	\$107.95	\$107.95	\$0.00
149293	02/23/2023	Reconciled		03/03/2023	Accounts Payable	MULTIVERSE INTERPRETING INC	\$550.00	\$550.00	\$0.00
149294	02/23/2023	Reconciled		03/06/2023	Accounts Payable	NATALYS CONSTRUCTION LLC	\$8,000.00	\$8,000.00	\$0.00
149295	02/23/2023	Reconciled		03/14/2023	Accounts Payable	NELSON/NYGAARD CONSULT ASSOC	\$13,323.07	\$13,323.07	\$0.00
149296	02/23/2023	Reconciled		02/28/2023	Accounts Payable	NORTHWEST NATURAL GAS	\$1,449.90	\$1,449.90	\$0.00
149297	02/23/2023	Reconciled		03/02/2023	Accounts Payable	OFFICE DEPOT	\$669.75	\$669.75	\$0.00
149298	02/23/2023	Reconciled		03/01/2023	Accounts Payable	ONE CALL CONCEPTS INC	\$376.60	\$376.60	\$0.00
149299	02/23/2023	Reconciled		02/27/2023	Accounts Payable	OREGON BUILDING OFFICIALS	\$225.00	\$225.00	\$0.00
149300	02/23/2023	Reconciled		03/09/2023	Accounts Payable	OREGON PORTABLE TOILETS LLC	\$210.00	\$210.00	\$0.00
149301	02/23/2023	Reconciled		03/01/2023	Accounts Payable	OTAK, INC, AN OREGON CORPORATION	\$2,340.00	\$2,340.00	\$0.00
149302	02/23/2023	Reconciled		02/27/2023	Accounts Payable	PAMPLIN MEDIA GROUP	\$229.93	\$229.93	\$0.00
149303	02/23/2023	Reconciled		03/01/2023	Accounts Payable	PEREZ 1 PEST CONTROL INC	\$725.00	\$725.00	\$0.00
149304	02/23/2023	Reconciled		02/27/2023	Accounts Payable	PERFORMANCE SYSTEMS INTEGRATION LLC	\$1,598.00	\$1,598.00	\$0.00
149305	02/23/2023	Reconciled		02/27/2023	Accounts Payable	PETROCARD	\$3,096.39	\$3,096.39	\$0.00
149306	02/23/2023	Reconciled		03/01/2023	Accounts Payable	PORTLAND GENERAL ELECTRIC	\$1,393.14	\$1,393.14	\$0.00
149307	02/23/2023	Reconciled		03/02/2023	Accounts Payable	PURE WATER AQUATICS	\$4,102.42	\$4,102.42	\$0.00
149308	02/23/2023	Reconciled		02/28/2023	Accounts Payable	R.L. REIMERS COMPANY	\$75,548.00	\$75,548.00	\$0.00
149309	02/23/2023	Reconciled		05/25/2023	Accounts Payable	REDFLEX TRAFFIC SYSTEMS INC	\$6,927.00	\$6,927.00	\$0.00
149310	02/23/2023	Reconciled		03/01/2023	Accounts Payable	REEVES COMPANY INC	\$65.17	\$65.17	\$0.00
149311	02/23/2023	Reconciled		02/28/2023	Accounts Payable	RGL WATER PURIFICATION INC	\$449.75	\$449.75	\$0.00
149312	02/23/2023	Reconciled		02/28/2023	Accounts Payable	RICHARD ALBECK DBA SUPPLY SOLUTIONS LLC, RICHARD, ALBECK DBA SUPPLY SO	\$311.68	\$311.68	\$0.00
149313	02/23/2023	Reconciled		03/01/2023	Accounts Payable	RIVERBEND MATERIALS	\$238.15	\$238.15	\$0.00
149314	02/23/2023	Reconciled		03/08/2023	Accounts Payable	SHADRIN, ANDRON	\$597.00	\$597.00	\$0.00
149315	02/23/2023	Reconciled		03/07/2023	Accounts Payable	SIERRA SPRINGS	\$42.48	\$42.48	\$0.00
149316	02/23/2023	Reconciled		02/28/2023	Accounts Payable	SOLUTIONS YES, LLC	\$1,512.70	\$1,512.70	\$0.00
149317	02/23/2023	Reconciled		02/27/2023	Accounts Payable	SOUTHLAND INDUSTRIES	\$2,929.00	\$2,929.00	\$0.00
149318	02/23/2023	Reconciled		03/08/2023	Accounts Payable	STEELE ELECTRIC LLC	\$13,069.85	\$13,069.85	\$0.00
149319	02/23/2023	Reconciled		02/27/2023	Accounts Payable	THE AUTOMATION GROUP INC	\$1,540.00	\$1,540.00	\$0.00

Payment Register

From Payment Date: 2/1/2023 - To Payment Date: 2/29/2024

Number	Date	Status	Void Reason	Reconciled/ Voided Date	Source	Payee Name	Transaction Amount	Reconciled Amount	Difference
149320	02/23/2023	Reconciled		02/27/2023	Accounts Payable	THE POOL & SPA HOUSE	\$239.44	\$239.44	\$0.00
149321	02/23/2023	Reconciled		03/02/2023	Accounts Payable	TRAVIS WHITE	\$416.00	\$416.00	\$0.00
149322	02/23/2023	Reconciled		02/27/2023	Accounts Payable	TYR SPORT INC	\$249.37	\$249.37	\$0.00
149323	02/23/2023	Reconciled		03/07/2023	Accounts Payable	UNITED ACCESS, L.L.C.	\$162.00	\$162.00	\$0.00
149324	02/23/2023	Reconciled		03/02/2023	Accounts Payable	UNIVAR SOLUTIONS USA INC	\$17,941.32	\$17,941.32	\$0.00
149325	02/23/2023	Reconciled		03/03/2023	Accounts Payable	VERIZON WIRELESS	\$7,299.74	\$7,299.74	\$0.00
149326	02/23/2023	Reconciled		03/01/2023	Accounts Payable	WALKER, RENA	\$315.37	\$315.37	\$0.00
149327	02/23/2023	Reconciled		03/02/2023	Accounts Payable	WALTER E NELSON CO	\$254.22	\$254.22	\$0.00
149328	02/23/2023	Reconciled		03/07/2023	Accounts Payable	WOODBURN VETERINARY CLINIC PC	\$433.71	\$433.71	\$0.00
149329	02/23/2023	Reconciled		02/27/2023	Accounts Payable	YES GRAPHICS PRINTING CO. INC.	\$121.00	\$121.00	\$0.00
149330	02/23/2023	Reconciled		03/03/2023	Accounts Payable	JAMISON, JUDITH	\$67.00	\$67.00	\$0.00
149331	03/02/2023	Reconciled		03/13/2023	Accounts Payable	BELTON, HANNAH, R.	\$65.00	\$65.00	\$0.00
149332	03/02/2023	Reconciled		03/10/2023	Accounts Payable	RIVERA, ROSA	\$40.00	\$40.00	\$0.00
149333	03/03/2023	Reconciled		03/06/2023	Utility Management Refund	APUYA, MARILOU, R	\$12.72	\$12.72	\$0.00
149334	03/03/2023	Reconciled		03/09/2023	Utility Management Refund	BOSWELL, BRUCE , A.	\$33.43	\$33.43	\$0.00
149335	03/03/2023	Reconciled		04/17/2023	Utility Management Refund	DAGGETT, RIVER, HOLDEN	\$54.03	\$54.03	\$0.00
149336	03/03/2023	Reconciled		03/08/2023	Utility Management Refund	DR HORTON	\$37.76	\$37.76	\$0.00
149337	03/03/2023	Reconciled		03/08/2023	Utility Management Refund	DR HORTON	\$37.84	\$37.84	\$0.00
149338	03/03/2023	Reconciled		03/08/2023	Utility Management Refund	DR HORTON	\$10.85	\$10.85	\$0.00
149339	03/03/2023	Reconciled		03/08/2023	Utility Management Refund	DR HORTON	\$26.01	\$26.01	\$0.00
149340	03/03/2023	Reconciled		03/08/2023	Utility Management Refund	DR HORTON	\$65.48	\$65.48	\$0.00
149341	03/03/2023	Reconciled		03/14/2023	Utility Management Refund	LAMOTTE, EVELYN	\$26.39	\$26.39	\$0.00
149342	03/03/2023	Open			Utility Management Refund	MARTUSHEV, LARISA	\$52.75		
149343	03/09/2023	Reconciled		03/20/2023	Accounts Payable	911 SUPPLY	\$804.93	\$804.93	\$0.00
149344	03/09/2023	Reconciled		03/24/2023	Accounts Payable	ADT SECURITY SERVICES	\$37.99	\$37.99	\$0.00
149345	03/09/2023	Reconciled		03/20/2023	Accounts Payable	ADVANCED RV PAINTING & REP LLC	\$189.09	\$189.09	\$0.00
149346	03/09/2023	Reconciled		03/20/2023	Accounts Payable	AIRGAS USA LLC	\$1,253.46	\$1,253.46	\$0.00
149347	03/09/2023	Reconciled		03/15/2023	Accounts Payable	AL'S GARDEN CENTER	\$70.00	\$70.00	\$0.00
149348	03/09/2023	Reconciled		03/15/2023	Accounts Payable	AMAZON CAPITAL SERVICES, INC	\$128.00	\$128.00	\$0.00
149349	03/09/2023	Reconciled		03/20/2023	Accounts Payable	AMERICAN RED CROSS & ITS CONSTITUENT CHAPTERS AND APEX LABORATORIES LLC	\$32.81	\$32.81	\$0.00
149350	03/09/2023	Reconciled		03/15/2023	Accounts Payable	ASHLAND BROTHERS	\$360.00	\$360.00	\$0.00
149351	03/09/2023	Reconciled		03/16/2023	Accounts Payable	LANDSCAPES IN	\$1,348.75	\$1,348.75	\$0.00
149352	03/09/2023	Reconciled		03/17/2023	Accounts Payable	BEN-KO-MATIC CO dba OWEN EQUIPMENT COMPANY	\$247.34	\$247.34	\$0.00
149353	03/09/2023	Reconciled		03/20/2023	Accounts Payable	BIO-MED TESTING SERVICE	\$45.00	\$45.00	\$0.00
149354	03/09/2023	Reconciled		03/16/2023	Accounts Payable	BOYS & GIRLS CLUB OF SALEM	\$3,750.00	\$3,750.00	\$0.00
149355	03/09/2023	Reconciled		03/14/2023	Accounts Payable	BRETTHAUER OIL COMPANY	\$7,083.90	\$7,083.90	\$0.00

Payment Register

From Payment Date: 2/1/2023 - To Payment Date: 2/29/2024

Number	Date	Status	Void Reason	Reconciled/ Voided Date	Source	Payee Name	Transaction Amount	Reconciled Amount	Difference
149356	03/09/2023	Reconciled		03/20/2023	Accounts Payable	BRODART CO	\$1,268.80	\$1,268.80	\$0.00
149357	03/09/2023	Reconciled		03/17/2023	Accounts Payable	CAPITAL TROPHY	\$21.00	\$21.00	\$0.00
149358	03/09/2023	Reconciled		03/21/2023	Accounts Payable	CDW GOVERNMENT INC	\$5,042.40	\$5,042.40	\$0.00
149359	03/09/2023	Reconciled		03/27/2023	Accounts Payable	CINTAS CORPORATION - 463	\$2,916.84	\$2,916.84	\$0.00
149360	03/09/2023	Reconciled		03/20/2023	Accounts Payable	CLAIR COMPANY, INC	\$10,363.10	\$10,363.10	\$0.00
149361	03/09/2023	Reconciled		03/23/2023	Accounts Payable	CONSOR NORTH AMERICA, INC.	\$12,412.55	\$12,412.55	\$0.00
149362	03/09/2023	Reconciled		03/20/2023	Accounts Payable	CORE & MAIN LP	\$3,396.44	\$3,396.44	\$0.00
149363	03/09/2023	Reconciled		03/15/2023	Accounts Payable	CYCLE COUNTRY	\$949.99	\$949.99	\$0.00
149364	03/09/2023	Reconciled		03/17/2023	Accounts Payable	DAHLHOUSE CONCEPTS LLC dba BUDGET BLINDS OF KEIZER	\$2,320.75	\$2,320.75	\$0.00
149365	03/09/2023	Reconciled		03/20/2023	Accounts Payable	DAIKIN APPLIED AMERICANS INC. dba DAIKIN APPLIED	\$7,710.00	\$7,710.00	\$0.00
149366	03/09/2023	Reconciled		03/15/2023	Accounts Payable	DATAVISION COMMUNICATIONS	\$1,292.54	\$1,292.54	\$0.00
149367	03/09/2023	Reconciled		03/14/2023	Accounts Payable	DAVISON AUTO PARTS, INC.	\$847.54	\$847.54	\$0.00
149368	03/09/2023	Reconciled		03/21/2023	Accounts Payable	DELPHIA CONSULTING, LLC	\$887.19	\$887.19	\$0.00
149369	03/09/2023	Reconciled		03/16/2023	Accounts Payable	ENGELMAN ELECTRIC INC	\$1,872.19	\$1,872.19	\$0.00
149370	03/09/2023	Reconciled		03/20/2023	Accounts Payable	FRATERNAL ORDER OF POLICE CENTRAL VALLEY LODGE 16	\$1,029.50	\$1,029.50	\$0.00
149371	03/09/2023	Reconciled		03/16/2023	Accounts Payable	G.W. HARDWARE CENTER	\$5,000.00	\$5,000.00	\$0.00
149372	03/09/2023	Reconciled		03/16/2023	Accounts Payable	GALE/CENGAGE LEARNING	\$41.23	\$41.23	\$0.00
149373	03/09/2023	Reconciled		03/20/2023	Accounts Payable	GOTO TECHNOLOGIES USA, INC	\$42.56	\$42.56	\$0.00
149374	03/09/2023	Reconciled		03/31/2023	Accounts Payable	GREEN, MARIA, VICTORIA	\$450.00	\$450.00	\$0.00
149375	03/09/2023	Reconciled		03/20/2023	Accounts Payable	HACH CHEMICAL CO	\$17.35	\$17.35	\$0.00
149376	03/09/2023	Reconciled		03/15/2023	Accounts Payable	HALOGEN SYSTEMS, INC	\$300.00	\$300.00	\$0.00
149377	03/09/2023	Reconciled		03/27/2023	Accounts Payable	HD SUPPLY, INC dba USABLUBOOK	\$462.16	\$462.16	\$0.00
149378	03/09/2023	Reconciled		03/17/2023	Accounts Payable	HILLYER'S MID CITY FORD	\$1,208.41	\$1,208.41	\$0.00
149379	03/09/2023	Reconciled		03/20/2023	Accounts Payable	HOFFMAN PRESSURE WASHING	\$615.00	\$615.00	\$0.00
149380	03/09/2023	Reconciled		03/14/2023	Accounts Payable	HUBBARD CHEVROLET	\$1,365.79	\$1,365.79	\$0.00
149381	03/09/2023	Reconciled		03/14/2023	Accounts Payable	HYDRO-TEMP MECHANICAL INC	\$1,232.50	\$1,232.50	\$0.00
149382	03/09/2023	Reconciled		03/15/2023	Accounts Payable	IDEXX DISTRIBUTION CORP	\$1,876.01	\$1,876.01	\$0.00
149383	03/09/2023	Reconciled		03/20/2023	Accounts Payable	INGRAM LIBRARY SERVICES	\$30.52	\$30.52	\$0.00
149384	03/09/2023	Reconciled		03/30/2023	Accounts Payable	KEIZER OUTDOOR POWER EQUIP	\$22.50	\$22.50	\$0.00
149385	03/09/2023	Reconciled		03/15/2023	Accounts Payable	KNIFE RIVER CORP	\$862.60	\$862.60	\$0.00
149386	03/09/2023	Reconciled		03/15/2023	Accounts Payable	LES SCHWAB TIRE CENTER	\$641.90	\$641.90	\$0.00
149387	03/09/2023	Reconciled		03/16/2023	Accounts Payable	LOGICTREE IT SOLUTIONS, INC	\$1,699.00	\$1,699.00	\$0.00
149388	03/09/2023	Reconciled		03/14/2023	Accounts Payable	MARION COUNTY FINANCE	\$3,999.06	\$3,999.06	\$0.00
149389	03/09/2023	Reconciled		03/14/2023	Accounts Payable	METRO PRESORT	\$2,507.38	\$2,507.38	\$0.00
149390	03/09/2023	Reconciled		03/20/2023	Accounts Payable	MIDWEST TAPE, LLC	\$268.41	\$268.41	\$0.00
149391	03/09/2023	Reconciled		03/23/2023	Accounts Payable	MULTI-CULTURAL BOOKS & VIDEOS	\$1,201.58	\$1,201.58	\$0.00
149392	03/09/2023	Reconciled		03/15/2023	Accounts Payable	MULTIVERSE INTERPRETING INC	\$350.00	\$350.00	\$0.00
149393	03/09/2023	Reconciled		03/22/2023	Accounts Payable	NELSON/NYGAARD CONSULT ASSOC	\$30,745.89	\$30,745.89	\$0.00
149394	03/09/2023	Reconciled		03/16/2023	Accounts Payable	NEOGOV GOVERNMENTJOBS.COM INC	\$1,660.46	\$1,660.46	\$0.00
149395	03/09/2023	Reconciled		03/16/2023	Accounts Payable	NET ASSETS CORPORATION	\$750.00	\$750.00	\$0.00
149396	03/09/2023	Reconciled		03/15/2023	Accounts Payable	NORTHSTAR CHEMICAL INC	\$1,130.30	\$1,130.30	\$0.00
149397	03/09/2023	Reconciled		03/14/2023	Accounts Payable	NORTHWEST CAPITAL MANAGEMENT INC	\$625.00	\$625.00	\$0.00
149398	03/09/2023	Reconciled		03/20/2023	Accounts Payable	NORTHWEST NATURAL GAS	\$12,884.83	\$12,884.83	\$0.00

Payment Register

From Payment Date: 2/1/2023 - To Payment Date: 2/29/2024

Number	Date	Status	Void Reason	Reconciled/ Voided Date	Source	Payee Name	Transaction Amount	Reconciled Amount	Difference
149399	03/09/2023	Reconciled		03/15/2023	Accounts Payable	NORTHWEST SECURITY & AUTOMATION, LLC dba INNOVA NW	\$20,000.00	\$20,000.00	\$0.00
149400	03/09/2023	Reconciled		03/17/2023	Accounts Payable	NORTHWEST SURVEYING, INC.	\$2,000.00	\$2,000.00	\$0.00
149401	03/09/2023	Reconciled		05/22/2023	Accounts Payable	OAMR	\$250.00	\$250.00	\$0.00
149402	03/09/2023	Reconciled		03/20/2023	Accounts Payable	OFFICE DEPOT	\$357.07	\$357.07	\$0.00
149403	03/09/2023	Reconciled		03/17/2023	Accounts Payable	ONE CALL CONCEPTS INC	\$425.60	\$425.60	\$0.00
149404	03/09/2023	Reconciled		03/17/2023	Accounts Payable	OR ASSOC OF WATER UTILITIES	\$305.00	\$305.00	\$0.00
149405	03/09/2023	Reconciled		03/15/2023	Accounts Payable	OR DEPT OF REVENUE	\$12,197.42	\$12,197.42	\$0.00
149406	03/09/2023	Reconciled		03/16/2023	Accounts Payable	OR DEPT OF TRANSPORTATION	\$81.24	\$81.24	\$0.00
149407	03/09/2023	Reconciled		04/06/2023	Accounts Payable	OREGON PERMIT TECHNICIANS ASSO	\$40.00	\$40.00	\$0.00
149408	03/09/2023	Reconciled		03/24/2023	Accounts Payable	OSCAR LUNDEEN INC	\$403.25	\$403.25	\$0.00
149409	03/09/2023	Reconciled		03/20/2023	Accounts Payable	PENSKE COMMERCIAL VEHICLES US, LLC dba PREMIER TRU	\$576.01	\$576.01	\$0.00
149410	03/09/2023	Reconciled		03/16/2023	Accounts Payable	PETROCARD	\$2,833.79	\$2,833.79	\$0.00
149411	03/09/2023	Reconciled		03/20/2023	Accounts Payable	PORTLAND GENERAL ELECTRIC	\$83,683.82	\$83,683.82	\$0.00
149412	03/09/2023	Reconciled		03/16/2023	Accounts Payable	PROFESSIONAL POLICE SUPPLY INC dba ADAMSON POLICE	\$2,667.00	\$2,667.00	\$0.00
149413	03/09/2023	Reconciled		03/22/2023	Accounts Payable	QUALITY CONTROL SERVICES INC	\$391.00	\$391.00	\$0.00
149414	03/09/2023	Reconciled		03/16/2023	Accounts Payable	R.L. REIMERS COMPANY	\$113,395.00	\$113,395.00	\$0.00
149415	03/09/2023	Reconciled		03/17/2023	Accounts Payable	RITZ SAFETY LLC	\$149.04	\$149.04	\$0.00
149416	03/09/2023	Reconciled		04/10/2023	Accounts Payable	S.O.S. LOCK SERVICE	\$20.00	\$20.00	\$0.00
149417	03/09/2023	Reconciled		03/22/2023	Accounts Payable	SIERRA SPRINGS	\$64.95	\$64.95	\$0.00
149418	03/09/2023	Reconciled		03/20/2023	Accounts Payable	SNAP-ON CREDIT LLC	\$62.41	\$62.41	\$0.00
149419	03/09/2023	Voided	Wrong Vendor	03/30/2023	Accounts Payable	SPECIAL OCCASIONS	\$4,680.00		
149420	03/09/2023	Reconciled		03/20/2023	Accounts Payable	SYXSENSE, INC	\$13,860.00	\$13,860.00	\$0.00
149421	03/09/2023	Reconciled		03/16/2023	Accounts Payable	TECHNOLOGY INTEGRATION GROUP	\$8,820.00	\$8,820.00	\$0.00
149422	03/09/2023	Reconciled		03/20/2023	Accounts Payable	THOMSON REUTERS-WEST PAYMENT CENTER	\$632.82	\$632.82	\$0.00
149423	03/09/2023	Reconciled		03/17/2023	Accounts Payable	TRANSUNION RISK AND ALTERNATIVE DATA SOLUTIONS INC	\$328.00	\$328.00	\$0.00
149424	03/09/2023	Reconciled		03/17/2023	Accounts Payable	TURLEY, ANTHONY	\$201.45	\$201.45	\$0.00
149425	03/09/2023	Reconciled		03/16/2023	Accounts Payable	TYR SPORT INC	\$28.43	\$28.43	\$0.00
149426	03/09/2023	Reconciled		03/24/2023	Accounts Payable	UNIVERSITY OF OREGON	\$233.00	\$233.00	\$0.00
149427	03/09/2023	Reconciled		03/20/2023	Accounts Payable	US BANCORP ASSET MNGMNT dba PFM ASSET MNGMNT	\$674.65	\$674.65	\$0.00
149428	03/09/2023	Reconciled		03/16/2023	Accounts Payable	US POSTAL SERV-WOODBURN	\$290.00	\$290.00	\$0.00
149429	03/09/2023	Reconciled		03/27/2023	Accounts Payable	USA BLUEBOOK	\$843.31	\$843.31	\$0.00
149430	03/09/2023	Reconciled		03/17/2023	Accounts Payable	VICTORY CLEANING SERVICES LLC	\$3,600.00	\$3,600.00	\$0.00
149431	03/09/2023	Reconciled		03/16/2023	Accounts Payable	WALTER E NELSON CO	\$726.95	\$726.95	\$0.00
149432	03/09/2023	Reconciled		03/20/2023	Accounts Payable	WAVE BROADBAND	\$300.83	\$300.83	\$0.00
149433	03/09/2023	Reconciled		03/20/2023	Accounts Payable	WAXIE SANITARY SUPPLY	\$75.24	\$75.24	\$0.00
149434	03/09/2023	Reconciled		03/17/2023	Accounts Payable	WILBUR ELLIS CO	\$610.31	\$610.31	\$0.00
149435	03/09/2023	Reconciled		03/23/2023	Accounts Payable	WOODBURN SCHOOL DIST 103C	\$78,536.48	\$78,536.48	\$0.00
149436	03/09/2023	Reconciled		03/22/2023	Accounts Payable	WOODBURN VETERINARY CLINIC PC	\$258.29	\$258.29	\$0.00

Payment Register

From Payment Date: 2/1/2023 - To Payment Date: 2/29/2024

Number	Date	Status	Void Reason	Reconciled/ Voided Date	Source	Payee Name	Transaction Amount	Reconciled Amount	Difference
149437	03/09/2023	Reconciled		03/17/2023	Accounts Payable	XYLEM WATER SOLUTIONS USA INC	\$4,881.80	\$4,881.80	\$0.00
149438	03/09/2023	Reconciled		03/20/2023	Accounts Payable	YES GRAPHICS PRINTING CO. INC.	\$64.00	\$64.00	\$0.00
149439	03/09/2023	Reconciled		03/21/2023	Accounts Payable	BURNS, MICHAEL, ALVIN	\$65.00	\$65.00	\$0.00
149440	03/09/2023	Reconciled		04/03/2023	Accounts Payable	ELWELL, COURTNEY	\$23.00	\$23.00	\$0.00
149441	03/09/2023	Reconciled		03/16/2023	Accounts Payable	FLEET SALES WEST	\$3,306.00	\$3,306.00	\$0.00
149442	03/09/2023	Open			Accounts Payable	GARCIA, ISABEL, MORA	\$20.00		
149443	03/09/2023	Reconciled		04/20/2023	Accounts Payable	GERACI, EMILY, CELESTE	\$65.00	\$65.00	\$0.00
149444	03/09/2023	Reconciled		09/12/2023	Accounts Payable	HAMMELMAN, CLAIRE, MARIE	\$165.00	\$165.00	\$0.00
149445	03/09/2023	Reconciled		03/15/2023	Accounts Payable	LANHAM, JAIE, EVA	\$100.00	\$100.00	\$0.00
149446	03/09/2023	Reconciled		04/14/2023	Accounts Payable	LLOYD, JONATHAN, BRIAN	\$53.00	\$53.00	\$0.00
149447	03/09/2023	Open			Accounts Payable	MCWILLIAMS, ROURKE, STEVEN	\$3.00		
149448	03/09/2023	Reconciled		04/26/2023	Accounts Payable	MIRNICS, MARCO	\$137.00	\$137.00	\$0.00
149449	03/09/2023	Reconciled		03/17/2023	Accounts Payable	SALDANA, ROCIO	\$288.00	\$288.00	\$0.00
149450	03/09/2023	Reconciled		03/20/2023	Accounts Payable	VARGAS , JESUS	\$35.00	\$35.00	\$0.00
149451	03/09/2023	Reconciled		03/15/2023	Accounts Payable	WILLAMETTE HUMANE SOCIETY	\$100.00	\$100.00	\$0.00
149452	03/09/2023	Reconciled		03/15/2023	Accounts Payable	WILLIAMS, MICHAEL, FEDRICK	\$100.00	\$100.00	\$0.00
149453	03/23/2023	Reconciled		03/31/2023	Accounts Payable	911 SUPPLY	\$279.94	\$279.94	\$0.00
149454	03/23/2023	Reconciled		05/16/2023	Accounts Payable	A RAY OF HOPE TODAY!	\$5,000.00	\$5,000.00	\$0.00
149455	03/23/2023	Reconciled		03/30/2023	Accounts Payable	AMAZON CAPITAL SERVICES, INC	\$86.49	\$86.49	\$0.00
149456	03/23/2023	Reconciled		03/30/2023	Accounts Payable	AMTEC	\$450.00	\$450.00	\$0.00
149457	03/23/2023	Reconciled		04/04/2023	Accounts Payable	APEX LABORATORIES LLC	\$1,804.00	\$1,804.00	\$0.00
149458	03/23/2023	Reconciled		04/03/2023	Accounts Payable	APPLIED CONCEPTS INC	\$217.50	\$217.50	\$0.00
149459	03/23/2023	Reconciled		03/30/2023	Accounts Payable	ASHLAND BROTHERS LANDSCAPES IN	\$1,348.75	\$1,348.75	\$0.00
149460	03/23/2023	Reconciled		04/27/2023	Accounts Payable	AV CAPTURE ALL INC	\$7,800.00	\$7,800.00	\$0.00
149461	03/23/2023	Reconciled		03/31/2023	Accounts Payable	AZTECA SYSTEMS, LLC	\$27,000.00	\$27,000.00	\$0.00
149462	03/23/2023	Reconciled		04/03/2023	Accounts Payable	BIO-MED TESTING SERVICE	\$239.00	\$239.00	\$0.00
149463	03/23/2023	Reconciled		03/30/2023	Accounts Payable	BRETTHAUER OIL COMPANY	\$4,696.60	\$4,696.60	\$0.00
149464	03/23/2023	Reconciled		04/03/2023	Accounts Payable	BRIDGE TOWER OPCO, LLC	\$263.78	\$263.78	\$0.00
149465	03/23/2023	Reconciled		04/12/2023	Accounts Payable	CARLIN, CHARLES	\$134.32	\$134.32	\$0.00
149466	03/23/2023	Reconciled		03/30/2023	Accounts Payable	CASCADE WATER WORKS INC	\$7,418.70	\$7,418.70	\$0.00
149467	03/23/2023	Reconciled		04/03/2023	Accounts Payable	CENTURYLINK	\$599.76	\$599.76	\$0.00
149468	03/23/2023	Reconciled		04/03/2023	Accounts Payable	CHESTER, DARLYN	\$85.00	\$85.00	\$0.00
149469	03/23/2023	Reconciled		03/30/2023	Accounts Payable	CHMIELOWSKI, RENATA	\$160.00	\$160.00	\$0.00
149470	03/23/2023	Reconciled		04/06/2023	Accounts Payable	CINTAS CORPORATION - 463	\$1,063.35	\$1,063.35	\$0.00
149471	03/23/2023	Reconciled		03/30/2023	Accounts Payable	CIT BANK NA	\$2,450.66	\$2,450.66	\$0.00
149472	03/23/2023	Reconciled		04/04/2023	Accounts Payable	CLAIR COMPANY, INC	\$125.00	\$125.00	\$0.00
149473	03/23/2023	Reconciled		03/31/2023	Accounts Payable	CONSERVATION TECHNIX INC	\$6,245.59	\$6,245.59	\$0.00
149474	03/23/2023	Reconciled		03/31/2023	Accounts Payable	COVERALL NORTH AMERICA INC	\$1,023.00	\$1,023.00	\$0.00
149475	03/23/2023	Reconciled		04/11/2023	Accounts Payable	CRIMINAL INFORMATION SERV INC	\$100.25	\$100.25	\$0.00
149476	03/23/2023	Reconciled		04/03/2023	Accounts Payable	CUES	\$155.00	\$155.00	\$0.00
149477	03/23/2023	Reconciled		04/11/2023	Accounts Payable	DAVID DOUGHERTY dba DLA INC.	\$5,014.65	\$5,014.65	\$0.00
149478	03/23/2023	Reconciled		03/29/2023	Accounts Payable	DAY WIRELESS SYSTEMS	\$400.00	\$400.00	\$0.00
149479	03/23/2023	Reconciled		03/29/2023	Accounts Payable	DECA ARCHITECTURE INC	\$945.00	\$945.00	\$0.00
149480	03/23/2023	Reconciled		04/05/2023	Accounts Payable	DELPHIA CONSULTING, LLC	\$773.43	\$773.43	\$0.00
149481	03/23/2023	Reconciled		04/04/2023	Accounts Payable	DEMCO INC	\$115.00	\$115.00	\$0.00
149482	03/23/2023	Reconciled		03/29/2023	Accounts Payable	ENGLERMAN ELECTRIC INC	\$14,688.18	\$14,688.18	\$0.00
149483	03/23/2023	Reconciled		04/10/2023	Accounts Payable	EVERYTHING EVENTS INC DBA SPECIAL OCCASIONS	\$4,680.00	\$4,680.00	\$0.00

Payment Register

From Payment Date: 2/1/2023 - To Payment Date: 2/29/2024

Number	Date	Status	Void Reason	Reconciled/ Voided Date	Source	Payee Name	Transaction Amount	Reconciled Amount	Difference
149484	03/23/2023	Reconciled		04/05/2023	Accounts Payable	FEDERAL EXPRESS CORP	\$162.90	\$162.90	\$0.00
149485	03/23/2023	Reconciled		04/03/2023	Accounts Payable	FERGUSON ENTERPRISES INC	\$1,631.06	\$1,631.06	\$0.00
149486	03/23/2023	Reconciled		04/18/2023	Accounts Payable	FERGUSON ENTP. DBA POLLARDWATER	\$229.90	\$229.90	\$0.00
149487	03/23/2023	Reconciled		04/03/2023	Accounts Payable	GALE/CENGAGE LEARNING	\$191.63	\$191.63	\$0.00
149488	03/23/2023	Reconciled		04/03/2023	Accounts Payable	GRANITE TELECOMMUNICATIONS, LLC	\$1,511.91	\$1,511.91	\$0.00
149489	03/23/2023	Reconciled		03/29/2023	Accounts Payable	GROVE, MUELLER & SWANK P.C.	\$5,000.00	\$5,000.00	\$0.00
149490	03/23/2023	Reconciled		04/03/2023	Accounts Payable	HACH CHEMICAL CO	\$50.88	\$50.88	\$0.00
149491	03/23/2023	Reconciled		04/04/2023	Accounts Payable	HARDY DIAGNOSTICS	\$85.21	\$85.21	\$0.00
149492	03/23/2023	Reconciled		04/19/2023	Accounts Payable	HD SUPPLY, INC dba USABLUBOOK	\$276.52	\$276.52	\$0.00
149493	03/23/2023	Reconciled		04/03/2023	Accounts Payable	HELLAS CONSTRUCTION, INC	\$183,711.69	\$183,711.69	\$0.00
149494	03/23/2023	Reconciled		03/30/2023	Accounts Payable	HILLTOP REFRIGERATION INC	\$1,182.01	\$1,182.01	\$0.00
149495	03/23/2023	Reconciled		04/04/2023	Accounts Payable	HINSHAW, HEIDI	\$200.00	\$200.00	\$0.00
149496	03/23/2023	Reconciled		03/29/2023	Accounts Payable	HUBBARD CHEVROLET	\$242.06	\$242.06	\$0.00
149497	03/23/2023	Reconciled		04/04/2023	Accounts Payable	IDEXX DISTRIBUTION CORP	\$3,572.48	\$3,572.48	\$0.00
149498	03/23/2023	Reconciled		03/31/2023	Accounts Payable	INGRAM LIBRARY SERVICES	\$1,454.92	\$1,454.92	\$0.00
149499	03/23/2023	Reconciled		03/31/2023	Accounts Payable	INTEGRITY SIGNS OREGON	\$278.00	\$278.00	\$0.00
149500	03/23/2023	Reconciled		03/29/2023	Accounts Payable	JOHNSON ECONOMICS LLC	\$6,043.00	\$6,043.00	\$0.00
149501	03/23/2023	Reconciled		03/29/2023	Accounts Payable	KNIFE RIVER CORP	\$162,407.21	\$162,407.21	\$0.00
149502	03/23/2023	Reconciled		03/30/2023	Accounts Payable	KRP DATA SYSTEMS	\$2,944.00	\$2,944.00	\$0.00
149503	03/23/2023	Reconciled		04/03/2023	Accounts Payable	LANGUAGE LINE SERVICES INC	\$697.95	\$697.95	\$0.00
149504	03/23/2023	Reconciled		04/03/2023	Accounts Payable	LANGUAGE TESTING INTERNATIONAL INC	\$73.00	\$73.00	\$0.00
149505	03/23/2023	Reconciled		03/29/2023	Accounts Payable	LEGACY MEDICAL GROUP	\$357.00	\$357.00	\$0.00
149506	03/23/2023	Reconciled		04/03/2023	Accounts Payable	LES SCHWAB TIRE CENTER	\$4,367.56	\$4,367.56	\$0.00
149507	03/23/2023	Reconciled		04/04/2023	Accounts Payable	LOOMIS	\$286.34	\$286.34	\$0.00
149508	03/23/2023	Reconciled		03/31/2023	Accounts Payable	LOONEY, CHRIS	\$478.00	\$478.00	\$0.00
149509	03/23/2023	Reconciled		04/03/2023	Accounts Payable	MATTHEW HERNANDEZ dba EDGE CONTROL SOLUTIONS LLC	\$4,018.57	\$4,018.57	\$0.00
149510	03/23/2023	Reconciled		04/06/2023	Accounts Payable	METCOM	\$43,253.17	\$43,253.17	\$0.00
149511	03/23/2023	Reconciled		04/04/2023	Accounts Payable	METRO PRESORT	\$3,288.70	\$3,288.70	\$0.00
149512	03/23/2023	Reconciled		04/04/2023	Accounts Payable	MIDWEST TAPE, LLC	\$131.98	\$131.98	\$0.00
149513	03/23/2023	Reconciled		04/03/2023	Accounts Payable	MOORE, THOMAS	\$2,216.00	\$2,216.00	\$0.00
149514	03/23/2023	Reconciled		04/03/2023	Accounts Payable	MULTI-CULTURAL BOOKS & VIDEOS	\$4,959.02	\$4,959.02	\$0.00
149515	03/23/2023	Reconciled		03/29/2023	Accounts Payable	MULTIVERSE INTERPRETING INC	\$350.00	\$350.00	\$0.00
149516	03/23/2023	Reconciled		03/31/2023	Accounts Payable	NEXTERRA, INC	\$5,000.00	\$5,000.00	\$0.00
149517	03/23/2023	Reconciled		03/30/2023	Accounts Payable	NORTHWEST NATURAL GAS	\$19,504.48	\$19,504.48	\$0.00
149518	03/23/2023	Reconciled		03/30/2023	Accounts Payable	NURNBERG SCIENTIFIC	\$434.31	\$434.31	\$0.00
149519	03/23/2023	Reconciled		04/03/2023	Accounts Payable	OFFICE DEPOT	\$354.79	\$354.79	\$0.00
149520	03/23/2023	Reconciled		03/29/2023	Accounts Payable	OREGON CORRECTIONS ENTERPRISES	\$7,045.00	\$7,045.00	\$0.00
149521	03/23/2023	Reconciled		03/31/2023	Accounts Payable	OREGON PORTABLE TOILETS LLC	\$210.00	\$210.00	\$0.00
149522	03/23/2023	Reconciled		03/29/2023	Accounts Payable	PAMPLIN MEDIA GROUP	\$60.00	\$60.00	\$0.00
149523	03/23/2023	Reconciled		04/03/2023	Accounts Payable	PENSKE COMMERCIAL VEHICLES US, LLC dba PREMIER TRU	\$4,718.98	\$4,718.98	\$0.00
149524	03/23/2023	Reconciled		04/03/2023	Accounts Payable	PEREZ 1 PEST CONTROL INC	\$775.00	\$775.00	\$0.00
149525	03/23/2023	Reconciled		03/30/2023	Accounts Payable	PETROCARD	\$3,424.98	\$3,424.98	\$0.00
149526	03/23/2023	Reconciled		04/03/2023	Accounts Payable	PORTLAND GENERAL ELECTRIC	\$22,557.84	\$22,557.84	\$0.00

Payment Register

From Payment Date: 2/1/2023 - To Payment Date: 2/29/2024

Number	Date	Status	Void Reason	Reconciled/ Voided Date	Source	Payee Name	Transaction Amount	Reconciled Amount	Difference
149527	03/23/2023	Reconciled		03/31/2023	Accounts Payable	RICHARD ALBECK DBA SUPPLY SOLUTIONS LLC, RICHARD, ALBECK DBA SUPPLY SO	\$195.80	\$195.80	\$0.00
149528	03/23/2023	Reconciled		04/06/2023	Accounts Payable	SIERRA SPRINGS	\$22.00	\$22.00	\$0.00
149529	03/23/2023	Reconciled		04/03/2023	Accounts Payable	STATE INDUSTRIAL PRODUCTS	\$2,747.82	\$2,747.82	\$0.00
149530	03/23/2023	Reconciled		04/03/2023	Accounts Payable	STEARNS, MATT	\$24.99	\$24.99	\$0.00
149531	03/23/2023	Reconciled		03/30/2023	Accounts Payable	SYMBOLARTS	\$310.00	\$310.00	\$0.00
149532	03/23/2023	Reconciled		03/31/2023	Accounts Payable	TECHNOLOGY INTEGRATION GROUP	\$3,137.40	\$3,137.40	\$0.00
149533	03/23/2023	Reconciled		03/31/2023	Accounts Payable	TOWN INC. dba SOUTH TOWN GLASS	\$1,440.00	\$1,440.00	\$0.00
149534	03/23/2023	Reconciled		04/03/2023	Accounts Payable	TYLER TECHNOLOGIES INC	\$1,142.00	\$1,142.00	\$0.00
149535	03/23/2023	Reconciled		03/30/2023	Accounts Payable	TYR SPORT INC	\$84.70	\$84.70	\$0.00
149536	03/23/2023	Reconciled		04/04/2023	Accounts Payable	VERIZON WIRELESS	\$7,310.86	\$7,310.86	\$0.00
149537	03/23/2023	Reconciled		03/30/2023	Accounts Payable	WALKER, RENA	\$307.20	\$307.20	\$0.00
149538	03/23/2023	Reconciled		03/31/2023	Accounts Payable	WAXIE SANITARY SUPPLY	\$205.84	\$205.84	\$0.00
149539	03/23/2023	Reconciled		03/29/2023	Accounts Payable	WOODBURN CHAMBER OF COMMERCE	\$250.00	\$250.00	\$0.00
149540	03/23/2023	Reconciled		04/04/2023	Accounts Payable	WOODBURN PLUMBING	\$1,098.00	\$1,098.00	\$0.00
149541	03/23/2023	Reconciled		03/31/2023	Accounts Payable	XYLEM WATER SOLUTIONS USA INC	\$59,406.66	\$59,406.66	\$0.00
149542	03/23/2023	Reconciled		04/04/2023	Accounts Payable	YES GRAPHICS PRINTING CO. INC.	\$345.00	\$345.00	\$0.00
149543	03/23/2023	Reconciled		03/30/2023	Accounts Payable	CHAMBERLAIN, MARY	\$10.00	\$10.00	\$0.00
149544	03/23/2023	Reconciled		03/29/2023	Accounts Payable	HANNAH SIGN SYSTEM, INC	\$85.00	\$85.00	\$0.00
149545	03/28/2023	Reconciled		03/31/2023	Accounts Payable	CASCADE COLUMBIA DIST CO	\$2,303.00	\$2,303.00	\$0.00
149546	03/28/2023	Reconciled		04/06/2023	Accounts Payable	FALCON RESOURCES, INC dba TREES PLUS	\$9,794.30	\$9,794.30	\$0.00
149547	03/30/2023	Reconciled		04/07/2023	Accounts Payable	HEARTSMART.COM	\$637.50	\$637.50	\$0.00
149548	04/06/2023	Reconciled		04/11/2023	Accounts Payable	911 SUPPLY	\$480.49	\$480.49	\$0.00
149549	04/06/2023	Reconciled		04/10/2023	Accounts Payable	A & A PEST CONTROL INC	\$108.00	\$108.00	\$0.00
149550	04/06/2023	Reconciled		04/17/2023	Accounts Payable	ACTIVE MEDIA INC	\$3,379.64	\$3,379.64	\$0.00
149551	04/06/2023	Reconciled		04/19/2023	Accounts Payable	ADT SECURITY SERVICES	\$37.99	\$37.99	\$0.00
149552	04/06/2023	Reconciled		04/12/2023	Accounts Payable	AIRGAS USA LLC	\$1,310.98	\$1,310.98	\$0.00
149553	04/06/2023	Reconciled		04/11/2023	Accounts Payable	AL'S GARDEN CENTER	\$264.97	\$264.97	\$0.00
149554	04/06/2023	Reconciled		04/13/2023	Accounts Payable	AMAZON CAPITAL SERVICES, INC	\$171.60	\$171.60	\$0.00
149555	04/06/2023	Reconciled		04/13/2023	Accounts Payable	APEX MECHANICAL, LLC	\$20,794.55	\$20,794.55	\$0.00
149556	04/06/2023	Reconciled		04/11/2023	Accounts Payable	APSCO LLC	\$3,765.33	\$3,765.33	\$0.00
149557	04/06/2023	Reconciled		04/13/2023	Accounts Payable	BATTERIES NORTHWEST	\$492.68	\$492.68	\$0.00
149558	04/06/2023	Reconciled		04/11/2023	Accounts Payable	BAVCO	\$179.20	\$179.20	\$0.00
149559	04/06/2023	Reconciled		05/19/2023	Accounts Payable	BEN-KO-MATIC CO dba OWEN EQUIPMENT COMPANY	\$1,440.28	\$1,440.28	\$0.00
149560	04/06/2023	Reconciled		04/19/2023	Accounts Payable	BOWERS, JARROD	\$265.50	\$265.50	\$0.00
149561	04/06/2023	Reconciled		04/13/2023	Accounts Payable	BRAVO, BRENDA	\$436.00	\$436.00	\$0.00
149562	04/06/2023	Reconciled		04/10/2023	Accounts Payable	BRETTTHAUER OIL COMPANY	\$4,835.46	\$4,835.46	\$0.00
149563	04/06/2023	Reconciled		04/12/2023	Accounts Payable	BRIDGE TOWER OPKO, LLC	\$275.88	\$275.88	\$0.00
149564	04/06/2023	Reconciled		04/11/2023	Accounts Payable	BURNS, AURORA	\$132.47	\$132.47	\$0.00
149565	04/06/2023	Reconciled		04/10/2023	Accounts Payable	CASCADE COLUMBIA DIST CO	\$667.00	\$667.00	\$0.00
149566	04/06/2023	Reconciled		04/11/2023	Accounts Payable	CASCADE MOTO PORTLAND, LLC	\$416.41	\$416.41	\$0.00
149567	04/06/2023	Reconciled		04/10/2023	Accounts Payable	CASCADE WATER WORKS INC	\$5,616.77	\$5,616.77	\$0.00
149568	04/06/2023	Reconciled		04/12/2023	Accounts Payable	CHESTER, DARLYN	\$310.50	\$310.50	\$0.00
149569	04/06/2023	Reconciled		04/14/2023	Accounts Payable	CINTAS CORPORATION - 463	\$1,071.49	\$1,071.49	\$0.00

Payment Register

From Payment Date: 2/1/2023 - To Payment Date: 2/29/2024

Number	Date	Status	Void Reason	Reconciled/ Voided Date	Source	Payee Name	Transaction Amount	Reconciled Amount	Difference
149570	04/06/2023	Reconciled		05/05/2023	Accounts Payable	CITY OF OREGON CITY	\$80.00	\$80.00	\$0.00
149571	04/06/2023	Reconciled		04/13/2023	Accounts Payable	CONSOR NORTH AMERICA, INC.	\$17,086.35	\$17,086.35	\$0.00
149572	04/06/2023	Reconciled		05/12/2023	Accounts Payable	CROWLEY & SON SECURITY SYSTEMS	\$240.00	\$240.00	\$0.00
149573	04/06/2023	Reconciled		04/13/2023	Accounts Payable	CUMMINS NW LLC	\$6,354.30	\$6,354.30	\$0.00
149574	04/06/2023	Reconciled		04/11/2023	Accounts Payable	DASH MEDICAL GLOVES, INC	\$370.88	\$370.88	\$0.00
149575	04/06/2023	Reconciled		04/11/2023	Accounts Payable	DATAVISION COMMUNICATIONS	\$1,291.62	\$1,291.62	\$0.00
149576	04/06/2023	Reconciled		04/10/2023	Accounts Payable	DAVISON AUTO PARTS, INC.	\$1,666.64	\$1,666.64	\$0.00
149577	04/06/2023	Reconciled		04/27/2023	Accounts Payable	DECA ARCHITECTURE INC	\$1,463.75	\$1,463.75	\$0.00
149578	04/06/2023	Reconciled		04/11/2023	Accounts Payable	DIBETTA, LORYN	\$132.47	\$132.47	\$0.00
149579	04/06/2023	Voided/Reissued	Lost/Stolen	05/10/2023	Accounts Payable	DONOVAN TAYLOR ISAACSON dba ONE WORLD WINDOW TINTI	\$425.00		
149580	04/06/2023	Reconciled		04/10/2023	Accounts Payable	DOOLEY ENTERPRISES INC	\$1,397.71	\$1,397.71	\$0.00
149581	04/06/2023	Reconciled		04/11/2023	Accounts Payable	ENOS UPHOLSTERY	\$1,250.00	\$1,250.00	\$0.00
149582	04/06/2023	Reconciled		04/10/2023	Accounts Payable	EVREN NORTHWEST INC	\$240.00	\$240.00	\$0.00
149583	04/06/2023	Reconciled		04/18/2023	Accounts Payable	FEDERAL EXPRESS CORP	\$88.98	\$88.98	\$0.00
149584	04/06/2023	Reconciled		04/12/2023	Accounts Payable	FERGUSON ENTERPRISES INC	\$178.32	\$178.32	\$0.00
149585	04/06/2023	Reconciled		04/19/2023	Accounts Payable	FRIENDS OF THE LIBRARY	\$607.90	\$607.90	\$0.00
149586	04/06/2023	Reconciled		04/11/2023	Accounts Payable	G&G AUTO CARE SUPPLY INC dba G&G SUPPLY CO	\$639.73	\$639.73	\$0.00
149587	04/06/2023	Reconciled		04/12/2023	Accounts Payable	GALE/CENGAGE LEARNING	\$164.39	\$164.39	\$0.00
149588	04/06/2023	Reconciled		04/12/2023	Accounts Payable	GARRETT HEMANN ROBERTSON P.C.	\$25,447.48	\$25,447.48	\$0.00
149589	04/06/2023	Reconciled		04/11/2023	Accounts Payable	GARTEN SERVICES INC	\$275.00	\$275.00	\$0.00
149590	04/06/2023	Reconciled		04/28/2023	Accounts Payable	GOGOVAPPS	\$5,040.00	\$5,040.00	\$0.00
149591	04/06/2023	Reconciled		04/12/2023	Accounts Payable	GOTO TECHNOLOGIES USA, INC	\$42.56	\$42.56	\$0.00
149592	04/06/2023	Reconciled		04/11/2023	Accounts Payable	GRANICH ENGINEERED PRODUCTS	\$870.00	\$870.00	\$0.00
149593	04/06/2023	Reconciled		04/10/2023	Accounts Payable	GRAYMERSON INC. dba FASTSIGNS SALEM	\$2,385.79	\$2,385.79	\$0.00
149594	04/06/2023	Reconciled		04/07/2023	Accounts Payable	HANDEL, DAN	\$39.92	\$39.92	\$0.00
149595	04/06/2023	Reconciled		04/11/2023	Accounts Payable	HANSEN, TYLER	\$132.47	\$132.47	\$0.00
149596	04/06/2023	Reconciled		04/27/2023	Accounts Payable	HD SUPPLY, INC dba USABLUBOOK	\$2,258.47	\$2,258.47	\$0.00
149597	04/06/2023	Reconciled		04/14/2023	Accounts Payable	HEDRICKS, LINDA	\$310.50	\$310.50	\$0.00
149598	04/06/2023	Reconciled		04/13/2023	Accounts Payable	HILLYER'S MID CITY FORD	\$3,028.25	\$3,028.25	\$0.00
149599	04/06/2023	Reconciled		04/21/2023	Accounts Payable	HOFFMAN PRESSURE WASHING	\$320.00	\$320.00	\$0.00
149600	04/06/2023	Reconciled		05/30/2023	Accounts Payable	HOSTLER, LAURIE	\$29.97	\$29.97	\$0.00
149601	04/06/2023	Reconciled		04/12/2023	Accounts Payable	INGRAM LIBRARY SERVICES	\$1,480.21	\$1,480.21	\$0.00
149602	04/06/2023	Reconciled		04/11/2023	Accounts Payable	INTERNATIONAL CODE COUNCIL	\$240.00	\$240.00	\$0.00
149603	04/06/2023	Reconciled		04/13/2023	Accounts Payable	JEFF ELLIS & ASSOC INC	\$165.00	\$165.00	\$0.00
149604	04/06/2023	Reconciled		04/20/2023	Accounts Payable	KEIZER OUTDOOR POWER EQUIP	\$1,440.80	\$1,440.80	\$0.00
149605	04/06/2023	Reconciled		04/11/2023	Accounts Payable	KITTELSON & ASSOC INC	\$1,325.00	\$1,325.00	\$0.00
149606	04/06/2023	Reconciled		04/10/2023	Accounts Payable	KNIFE RIVER CORP	\$857.63	\$857.63	\$0.00
149607	04/06/2023	Reconciled		04/13/2023	Accounts Payable	LANDA NORTHWEST INC DBA LANDA SERVICE CENTER	\$449.95	\$449.95	\$0.00
149608	04/06/2023	Reconciled		04/11/2023	Accounts Payable	LES SCHWAB TIRE CENTER	\$1,191.76	\$1,191.76	\$0.00
149609	04/06/2023	Reconciled		04/07/2023	Accounts Payable	LOVE INC OF NORTH MARION COUNTY	\$5,000.00	\$5,000.00	\$0.00
149610	04/06/2023	Reconciled		04/18/2023	Accounts Payable	MARION COUNTY FINANCE	\$5,723.60	\$5,723.60	\$0.00
149611	04/06/2023	Reconciled		04/12/2023	Accounts Payable	METRO PRESORT	\$1,196.75	\$1,196.75	\$0.00

Payment Register

From Payment Date: 2/1/2023 - To Payment Date: 2/29/2024

Number	Date	Status	Void Reason	Reconciled/ Voided Date	Source	Payee Name	Transaction Amount	Reconciled Amount	Difference
149612	04/06/2023	Reconciled		04/14/2023	Accounts Payable	MID-WILLAMETTE VALLEY COMMUNITY ACTION AGENCY INC	\$35,000.00	\$35,000.00	\$0.00
149613	04/06/2023	Reconciled		04/12/2023	Accounts Payable	MIDWEST TAPE, LLC	\$59.97	\$59.97	\$0.00
149614	04/06/2023	Reconciled		04/07/2023	Accounts Payable	MILLICAN, JASON	\$930.00	\$930.00	\$0.00
149615	04/06/2023	Reconciled		04/10/2023	Accounts Payable	MULTIVERSE INTERPRETING INC	\$350.00	\$350.00	\$0.00
149616	04/06/2023	Reconciled		04/07/2023	Accounts Payable	NATALYS CONSTRUCTION LLC	\$22,620.00	\$22,620.00	\$0.00
149617	04/06/2023	Voided/Reissued	WRONG ADDRESS	06/30/2023	Accounts Payable	NELSON/NYGAARD CONSULT ASSOC	\$15,163.63		
149618	04/06/2023	Reconciled		04/12/2023	Accounts Payable	NET ASSETS CORPORATION	\$600.00	\$600.00	\$0.00
149619	04/06/2023	Reconciled		04/11/2023	Accounts Payable	NORTHWEST PLAYGROUND EQUIPMENT	\$14,940.42	\$14,940.42	\$0.00
149620	04/06/2023	Reconciled		04/11/2023	Accounts Payable	NORTHWEST SECURITY & AUTOMATION, LLC dba INNOVA NW	\$2,421.55	\$2,421.55	\$0.00
149621	04/06/2023	Reconciled		04/13/2023	Accounts Payable	OFFICE DEPOT	\$254.31	\$254.31	\$0.00
149622	04/06/2023	Open			Accounts Payable	OR DEPT OF ENVIRONMENTAL QUALITY	\$1,484.08		
149623	04/06/2023	Reconciled		04/10/2023	Accounts Payable	OR DEPT OF REVENUE	\$17,592.35	\$17,592.35	\$0.00
149624	04/06/2023	Reconciled		04/12/2023	Accounts Payable	OR DEPT OF TRANSPORTATION	\$80.05	\$80.05	\$0.00
149625	04/06/2023	Reconciled		04/26/2023	Accounts Payable	OR POLICE CANINE ASSOCIATION	\$400.00	\$400.00	\$0.00
149626	04/06/2023	Reconciled		04/14/2023	Accounts Payable	OTS WIRE & INSULATION INC	\$117.36	\$117.36	\$0.00
149627	04/06/2023	Reconciled		04/10/2023	Accounts Payable	PAMPLIN MEDIA GROUP	\$395.00	\$395.00	\$0.00
149628	04/06/2023	Reconciled		04/10/2023	Accounts Payable	PATTON, SCOTT	\$45.65	\$45.65	\$0.00
149629	04/06/2023	Reconciled		05/02/2023	Accounts Payable	PEREZ 1 PEST CONTROL INC	\$345.00	\$345.00	\$0.00
149630	04/06/2023	Reconciled		04/10/2023	Accounts Payable	PERFORMANCE SYSTEMS INTEGRATION LLC	\$4,872.20	\$4,872.20	\$0.00
149631	04/06/2023	Reconciled		04/11/2023	Accounts Payable	PETROCARD	\$3,481.41	\$3,481.41	\$0.00
149632	04/06/2023	Reconciled		04/12/2023	Accounts Payable	PHENOVA INC	\$606.00	\$606.00	\$0.00
149633	04/06/2023	Reconciled		04/14/2023	Accounts Payable	PORTLAND GENERAL ELECTRIC	\$54,645.65	\$54,645.65	\$0.00
149634	04/06/2023	Reconciled		04/12/2023	Accounts Payable	QUADIENT FINANCE USA, INC.	\$500.00	\$500.00	\$0.00
149635	04/06/2023	Reconciled		04/13/2023	Accounts Payable	REDFLEX TRAFFIC SYSTEMS INC	\$7,266.00	\$7,266.00	\$0.00
149636	04/06/2023	Reconciled		04/11/2023	Accounts Payable	ROGERS MACHINERY COMPANY INC	\$1,113.50	\$1,113.50	\$0.00
149637	04/06/2023	Reconciled		05/01/2023	Accounts Payable	SHADRIN, ANDRON	\$597.00	\$597.00	\$0.00
149638	04/06/2023	Reconciled		04/14/2023	Accounts Payable	SIERRA SPRINGS	\$181.37	\$181.37	\$0.00
149639	04/06/2023	Reconciled		04/11/2023	Accounts Payable	SIMON'S PAINTING CORP	\$600.00	\$600.00	\$0.00
149640	04/06/2023	Reconciled		04/12/2023	Accounts Payable	SNAP-ON CREDIT LLC	\$62.41	\$62.41	\$0.00
149641	04/06/2023	Reconciled		04/11/2023	Accounts Payable	SOLUTIONS YES, LLC	\$1,333.55	\$1,333.55	\$0.00
149642	04/06/2023	Reconciled		04/17/2023	Accounts Payable	STEELE ELECTRIC LLC	\$803.25	\$803.25	\$0.00
149643	04/06/2023	Reconciled		04/18/2023	Accounts Payable	STEWART, ADAM	\$206.50	\$206.50	\$0.00
149644	04/06/2023	Reconciled		04/12/2023	Accounts Payable	STOUT, JACOB	\$206.50	\$206.50	\$0.00
149645	04/06/2023	Reconciled		04/12/2023	Accounts Payable	THOMSON REUTERS-WEST PAYMENT CENTER	\$632.82	\$632.82	\$0.00
149646	04/06/2023	Reconciled		04/13/2023	Accounts Payable	TOUCHSOURCE, LLC	\$1,439.10	\$1,439.10	\$0.00
149647	04/06/2023	Reconciled		04/11/2023	Accounts Payable	TRANSUNION RISK AND ALTERNATIVE DATA SOLUTIONS INC	\$326.80	\$326.80	\$0.00
149648	04/06/2023	Reconciled		04/12/2023	Accounts Payable	TROJAN TECHNOLOGIES INC	\$29,313.67	\$29,313.67	\$0.00
149649	04/06/2023	Reconciled		04/17/2023	Accounts Payable	ULINE	\$249.37	\$249.37	\$0.00
149650	04/06/2023	Reconciled		04/13/2023	Accounts Payable	UNIVERSITY OF OREGON	\$1,250.00	\$1,250.00	\$0.00
149651	04/06/2023	Reconciled		04/27/2023	Accounts Payable	URZUA, MARICELA	\$1,570.29	\$1,570.29	\$0.00

Payment Register

From Payment Date: 2/1/2023 - To Payment Date: 2/29/2024

Number	Date	Status	Void Reason	Reconciled/ Voided Date	Source	Payee Name	Transaction Amount	Reconciled Amount	Difference
149652	04/06/2023	Reconciled		04/12/2023	Accounts Payable	US BANCORP ASSET MNGMNT dba PFM ASSET MNGMNT	\$997.38	\$997.38	\$0.00
149653	04/06/2023	Reconciled		04/10/2023	Accounts Payable	WAXIE SANITARY SUPPLY	\$50.31	\$50.31	\$0.00
149654	04/06/2023	Reconciled		04/26/2023	Accounts Payable	WHITE, TRAVIS	\$206.50	\$206.50	\$0.00
149655	04/06/2023	Reconciled		04/13/2023	Accounts Payable	WILLIAMS, ZACH	\$206.50	\$206.50	\$0.00
149656	04/06/2023	Reconciled		04/12/2023	Accounts Payable	WINDOW SUPPLY WAREHOUSE LLC DBA WOODBURN RADIATOR	\$250.00	\$250.00	\$0.00
149657	04/06/2023	Reconciled		04/24/2023	Accounts Payable	WOODBURN SCHOOL DIST 103C	\$1,500.00	\$1,500.00	\$0.00
149658	04/06/2023	Reconciled		04/12/2023	Accounts Payable	XYLEM WATER SOLUTIONS USA INC	\$6,136.81	\$6,136.81	\$0.00
149659	04/06/2023	Reconciled		04/10/2023	Accounts Payable	YES GRAPHICS PRINTING CO. INC.	\$205.00	\$205.00	\$0.00
149660	04/06/2023	Reconciled		04/10/2023	Accounts Payable	ZUMAR INDUSTRIES INC	\$7,748.00	\$7,748.00	\$0.00
149661	04/06/2023	Reconciled		05/05/2023	Accounts Payable	BARTOLI, ROBERT, THOMAS	\$64.00	\$64.00	\$0.00
149662	04/06/2023	Reconciled		04/18/2023	Accounts Payable	ESCOBEDO, JESSICA, NICHOLE	\$19.00	\$19.00	\$0.00
149663	04/06/2023	Reconciled		04/11/2023	Accounts Payable	HOGATE, JOHN, CHARLES	\$64.00	\$64.00	\$0.00
149664	04/06/2023	Reconciled		04/13/2023	Accounts Payable	HOUSE, MICHAEL, HAROLD	\$100.00	\$100.00	\$0.00
149665	04/06/2023	Reconciled		04/12/2023	Accounts Payable	JACKMAN, COLTON, JAMES	\$265.00	\$265.00	\$0.00
149666	04/06/2023	Open			Accounts Payable	MACKRILL, ASHLEY, YVONNE	\$66.00		
149667	04/06/2023	Reconciled		04/11/2023	Accounts Payable	ONEAL, CHRISTINE, LINDA	\$64.00	\$64.00	\$0.00
149668	04/06/2023	Reconciled		05/05/2023	Accounts Payable	SINN, EVAN , MARK	\$100.00	\$100.00	\$0.00
149669	04/06/2023	Reconciled		04/28/2023	Accounts Payable	VELAZQUES, LUIS , IBARRA	\$331.00	\$331.00	\$0.00
149670	04/06/2023	Reconciled		04/12/2023	Accounts Payable	ZEDWICK, ROBERT, STEPHEN	\$137.00	\$137.00	\$0.00
149671	04/07/2023	Reconciled		04/26/2023	Accounts Payable	OR POLICE CANINE ASSOCIATION	\$75.00	\$75.00	\$0.00
149672	04/07/2023	Reconciled		05/11/2023	Utility Management Refund	ACOSTA, FELIX & ANGELA	\$60.06	\$60.06	\$0.00
149673	04/07/2023	Reconciled		04/11/2023	Utility Management Refund	APUYA, MARILOU, R	\$61.85	\$61.85	\$0.00
149674	04/07/2023	Reconciled		04/11/2023	Utility Management Refund	BUTTS, DALE, R	\$72.11	\$72.11	\$0.00
149675	04/07/2023	Reconciled		04/12/2023	Utility Management Refund	D.R. HORTON	\$46.44	\$46.44	\$0.00
149676	04/07/2023	Reconciled		04/12/2023	Utility Management Refund	DR HORTON	\$14.98	\$14.98	\$0.00
149677	04/07/2023	Open			Utility Management Refund	FAGAN, NANCY	\$696.60		
149678	04/07/2023	Open			Utility Management Refund	GAVEA, NADIA	\$908.52		
149679	04/07/2023	Reconciled		04/13/2023	Utility Management Refund	HAGENAUER , LAURA	\$50.58	\$50.58	\$0.00
149680	04/07/2023	Reconciled		04/11/2023	Utility Management Refund	HALL, ASHLEY	\$14.46	\$14.46	\$0.00
149681	04/07/2023	Reconciled		04/13/2023	Utility Management Refund	ITO, SENTARO , JOE	\$39.90	\$39.90	\$0.00
149682	04/07/2023	Reconciled		04/14/2023	Utility Management Refund	LENNAR NW LLC	\$35.59	\$35.59	\$0.00
149683	04/07/2023	Reconciled		04/14/2023	Utility Management Refund	LENNAR NW LLC	\$10.64	\$10.64	\$0.00
149684	04/07/2023	Reconciled		04/14/2023	Utility Management Refund	LENNAR NW LLC	\$75.00	\$75.00	\$0.00
149685	04/07/2023	Reconciled		04/14/2023	Utility Management Refund	LENNAR NW LLC	\$75.00	\$75.00	\$0.00

Payment Register

From Payment Date: 2/1/2023 - To Payment Date: 2/29/2024

Number	Date	Status	Void Reason	Reconciled/ Voided Date	Source	Payee Name	Transaction Amount	Reconciled Amount	Difference
149686	04/07/2023	Reconciled		04/14/2023	Utility Management Refund	LENNAR NW LLC	\$95.02	\$95.02	\$0.00
149687	04/07/2023	Reconciled		04/14/2023	Utility Management Refund	LENNAR NW LLC	\$75.00	\$75.00	\$0.00
149688	04/07/2023	Open			Utility Management Refund	MCAULIFFE, TRACY, L	\$21.54		
149689	04/07/2023	Open			Utility Management Refund	MCGOWAN , ASHLEY & BRADLEY	\$23.95		
149690	04/07/2023	Reconciled		04/20/2023	Utility Management Refund	MONETTE, CHARICE	\$41.17	\$41.17	\$0.00
149691	04/07/2023	Reconciled		04/21/2023	Utility Management Refund	MORALES, LETICIA	\$28.93	\$28.93	\$0.00
149692	04/07/2023	Reconciled		04/14/2023	Utility Management Refund	OLER, AUSTIN, JIM	\$100.67	\$100.67	\$0.00
149693	04/07/2023	Reconciled		04/07/2023	Utility Management Refund	PANTOJA, MONSERRAT	\$2,379.45	\$2,379.45	\$0.00
149694	04/07/2023	Reconciled		05/08/2023	Utility Management Refund	REYES, ROCIO	\$14.00	\$14.00	\$0.00
149695	04/07/2023	Reconciled		05/08/2023	Utility Management Refund	SAMANT, SAUMIL	\$20.70	\$20.70	\$0.00
149696	04/20/2023	Reconciled		04/24/2023	Accounts Payable	911 SUPPLY	\$193.10	\$193.10	\$0.00
149697	04/20/2023	Reconciled		04/28/2023	Accounts Payable	A RAY OF HOPE TODAY!	\$7,000.00	\$7,000.00	\$0.00
149698	04/20/2023	Reconciled		04/25/2023	Accounts Payable	AL'S GARDEN CENTER	\$249.95	\$249.95	\$0.00
149699	04/20/2023	Reconciled		04/24/2023	Accounts Payable	AMAZON CAPITAL SERVICES, INC	\$25.53	\$25.53	\$0.00
149700	04/20/2023	Reconciled		05/03/2023	Accounts Payable	ATLAS TRUCK PARTS	\$40.00	\$40.00	\$0.00
149701	04/20/2023	Reconciled		04/25/2023	Accounts Payable	BAKER & BAKER INC	\$121.80	\$121.80	\$0.00
149702	04/20/2023	Reconciled		05/01/2023	Accounts Payable	BASJ LLC dba QUICK TRIM GRAPHICS	\$910.00	\$910.00	\$0.00
149703	04/20/2023	Reconciled		04/25/2023	Accounts Payable	BRETTHAUER OIL COMPANY	\$7,997.30	\$7,997.30	\$0.00
149704	04/20/2023	Reconciled		04/25/2023	Accounts Payable	CARLSON TESTING INC	\$475.00	\$475.00	\$0.00
149705	04/20/2023	Reconciled		04/26/2023	Accounts Payable	CASCADE COLUMBIA DIST CO	\$2,303.00	\$2,303.00	\$0.00
149706	04/20/2023	Reconciled		04/28/2023	Accounts Payable	CDW GOVERNMENT INC	\$2,512.48	\$2,512.48	\$0.00
149707	04/20/2023	Reconciled		04/27/2023	Accounts Payable	CENTURYLINK	\$588.62	\$588.62	\$0.00
149708	04/20/2023	Reconciled		05/01/2023	Accounts Payable	CINTAS CORPORATION - 463	\$1,381.87	\$1,381.87	\$0.00
149709	04/20/2023	Reconciled		04/25/2023	Accounts Payable	CONSERVATION TECHNIX INC	\$6,675.11	\$6,675.11	\$0.00
149710	04/20/2023	Reconciled		05/09/2023	Accounts Payable	CONSOR NORTH AMERICA, INC.	\$20,231.76	\$20,231.76	\$0.00
149711	04/20/2023	Reconciled		04/27/2023	Accounts Payable	CORE & MAIN LP	\$1,156.50	\$1,156.50	\$0.00
149712	04/20/2023	Reconciled		04/28/2023	Accounts Payable	CREATIVE BUS SALES INC	\$872.13	\$872.13	\$0.00
149713	04/20/2023	Reconciled		05/02/2023	Accounts Payable	CRIMINAL INFORMATION SERV INC	\$40.00	\$40.00	\$0.00
149714	04/20/2023	Reconciled		05/12/2023	Accounts Payable	CROWLEY & SON SECURITY SYSTEMS	\$240.00	\$240.00	\$0.00
149715	04/20/2023	Reconciled		04/26/2023	Accounts Payable	DANIELLE & ERIC POTTRATZ dba THE SIGN SHOP AND CUS	\$408.82	\$408.82	\$0.00
149716	04/20/2023	Reconciled		04/25/2023	Accounts Payable	DECA ARCHITECTURE INC	\$2,483.75	\$2,483.75	\$0.00
149717	04/20/2023	Reconciled		05/03/2023	Accounts Payable	DELPHIA CONSULTING, LLC	\$777.24	\$777.24	\$0.00
149718	04/20/2023	Reconciled		04/24/2023	Accounts Payable	DERICKSON, SCOTT	\$988.16	\$988.16	\$0.00
149719	04/20/2023	Reconciled		05/03/2023	Accounts Payable	DGK INCORPORATED dba BRANDS AND LOGOS	\$1,990.00	\$1,990.00	\$0.00
149720	04/20/2023	Reconciled		05/11/2023	Accounts Payable	EDGE ANALYTICAL INC	\$328.00	\$328.00	\$0.00
149721	04/20/2023	Reconciled		04/27/2023	Accounts Payable	EJ USA INC	\$2,958.95	\$2,958.95	\$0.00
149722	04/20/2023	Reconciled		05/01/2023	Accounts Payable	EVS INTERACTIVE	\$3,840.00	\$3,840.00	\$0.00

Payment Register

From Payment Date: 2/1/2023 - To Payment Date: 2/29/2024

Number	Date	Status	Void Reason	Reconciled/ Voided Date	Source	Payee Name	Transaction Amount	Reconciled Amount	Difference
149723	04/20/2023	Reconciled		05/01/2023	Accounts Payable	FEDERAL EXPRESS CORP	\$99.87	\$99.87	\$0.00
149724	04/20/2023	Reconciled		04/26/2023	Accounts Payable	FERGUSON ENTP. DBA POLLARDWATER	\$23.95	\$23.95	\$0.00
149725	04/20/2023	Reconciled		04/27/2023	Accounts Payable	GEOPACIFIC ENGINEERING, INC	\$3,000.00	\$3,000.00	\$0.00
149726	04/20/2023	Reconciled		05/08/2023	Accounts Payable	GMR LAWN MAINTENANCE	\$600.00	\$600.00	\$0.00
149727	04/20/2023	Reconciled		04/25/2023	Accounts Payable	GRAINGER INC	\$202.96	\$202.96	\$0.00
149728	04/20/2023	Reconciled		04/27/2023	Accounts Payable	GRANITE TELECOMMUNICATIONS, LLC	\$1,664.24	\$1,664.24	\$0.00
149729	04/20/2023	Reconciled		04/26/2023	Accounts Payable	HERSHBERGER, SHAWN	\$903.28	\$903.28	\$0.00
149730	04/20/2023	Reconciled		04/27/2023	Accounts Payable	HILLYER'S MID CITY FORD	\$52.96	\$52.96	\$0.00
149731	04/20/2023	Reconciled		05/03/2023	Accounts Payable	HOFFMAN PRESSURE WASHING	\$355.00	\$355.00	\$0.00
149732	04/20/2023	Reconciled		04/27/2023	Accounts Payable	HYDROTEX PARTNERS, LTD	\$281.70	\$281.70	\$0.00
149733	04/20/2023	Reconciled		04/26/2023	Accounts Payable	INGRAM LIBRARY SERVICES	\$125.86	\$125.86	\$0.00
149734	04/20/2023	Reconciled		04/25/2023	Accounts Payable	JACKED CO.	\$2,432.54	\$2,432.54	\$0.00
149735	04/20/2023	Reconciled		04/24/2023	Accounts Payable	K&E EXCAVATING INC	\$90,910.25	\$90,910.25	\$0.00
149736	04/20/2023	Reconciled		04/24/2023	Accounts Payable	K&E ROCK PRODUCTS LLC	\$703.17	\$703.17	\$0.00
149737	04/20/2023	Reconciled		05/05/2023	Accounts Payable	KEIZER OUTDOOR POWER EQUIP	\$237.35	\$237.35	\$0.00
149738	04/20/2023	Reconciled		04/24/2023	Accounts Payable	KNIFE RIVER CORP	\$1,358.12	\$1,358.12	\$0.00
149739	04/20/2023	Reconciled		04/27/2023	Accounts Payable	KPA SERVICES LLC	\$224.64	\$224.64	\$0.00
149740	04/20/2023	Reconciled		04/26/2023	Accounts Payable	LANGUAGE LINE SERVICES INC	\$478.71	\$478.71	\$0.00
149741	04/20/2023	Reconciled		04/24/2023	Accounts Payable	LEGACY MEDICAL GROUP	\$407.00	\$407.00	\$0.00
149742	04/20/2023	Reconciled		04/27/2023	Accounts Payable	LES SCHWAB TIRE CENTER	\$1,031.84	\$1,031.84	\$0.00
149743	04/20/2023	Reconciled		04/27/2023	Accounts Payable	LOOMIS	\$286.34	\$286.34	\$0.00
149744	04/20/2023	Reconciled		04/25/2023	Accounts Payable	MARION POLK FOOD SHARE INC	\$7,054.86	\$7,054.86	\$0.00
149745	04/20/2023	Reconciled		04/21/2023	Accounts Payable	MCCLASKEY, BILLY	\$72.92	\$72.92	\$0.00
149746	04/20/2023	Reconciled		04/28/2023	Accounts Payable	MCINTIRE, ESTRELLA	\$83.99	\$83.99	\$0.00
149747	04/20/2023	Reconciled		05/01/2023	Accounts Payable	METCOM	\$43,253.17	\$43,253.17	\$0.00
149748	04/20/2023	Reconciled		04/25/2023	Accounts Payable	METRO PRESORT	\$1,986.44	\$1,986.44	\$0.00
149749	04/20/2023	Reconciled		04/27/2023	Accounts Payable	MID-WILLAMETTE VALLEY COMMUNITY ACTION AGENCY INC	\$5,000.00	\$5,000.00	\$0.00
149750	04/20/2023	Reconciled		04/26/2023	Accounts Payable	MIDWEST TAPE, LLC	\$150.69	\$150.69	\$0.00
149751	04/20/2023	Reconciled		04/25/2023	Accounts Payable	MULTIVERSE INTERPRETING INC	\$350.00	\$350.00	\$0.00
149752	04/20/2023	Reconciled		05/02/2023	Accounts Payable	NICHOLS, ALYSSA	\$167.84	\$167.84	\$0.00
149753	04/20/2023	Reconciled		04/24/2023	Accounts Payable	NORTHSTAR CHEMICAL INC	\$4,565.00	\$4,565.00	\$0.00
149754	04/20/2023	Reconciled		04/24/2023	Accounts Payable	NORTHWEST CAPITAL MANAGEMENT INC	\$1,250.00	\$1,250.00	\$0.00
149755	04/20/2023	Reconciled		04/25/2023	Accounts Payable	NORTHWEST NATURAL GAS	\$14,735.22	\$14,735.22	\$0.00
149756	04/20/2023	Reconciled		04/27/2023	Accounts Payable	OFFICE DEPOT	\$751.15	\$751.15	\$0.00
149757	04/20/2023	Reconciled		04/26/2023	Accounts Payable	OLD REPUBLIC SURETY GROUP	\$2,025.00	\$2,025.00	\$0.00
149758	04/20/2023	Reconciled		04/26/2023	Accounts Payable	ONE CALL CONCEPTS INC	\$400.40	\$400.40	\$0.00
149759	04/20/2023	Reconciled		04/26/2023	Accounts Payable	OR DEPT OF TRANSPORTATION	\$76.12	\$76.12	\$0.00
149760	04/20/2023	Reconciled		05/18/2023	Accounts Payable	OREGON DEPT OF CONSUMER & BUS SERV	\$22,779.89	\$22,779.89	\$0.00
149761	04/20/2023	Reconciled		04/28/2023	Accounts Payable	OSCAR LUNDEEN INC	\$230.50	\$230.50	\$0.00
149762	04/20/2023	Reconciled		04/26/2023	Accounts Payable	OTAK, INC, AN OREGON CORPORATION	\$5,010.00	\$5,010.00	\$0.00
149763	04/20/2023	Reconciled		04/25/2023	Accounts Payable	PAMPLIN MEDIA GROUP	\$620.00	\$620.00	\$0.00
149764	04/20/2023	Reconciled		05/02/2023	Accounts Payable	PEREZ 1 PEST CONTROL INC	\$3,270.00	\$3,270.00	\$0.00
149765	04/20/2023	Reconciled		04/24/2023	Accounts Payable	PERFORMANCE SYSTEMS INTEGRATION LLC	\$1,789.00	\$1,789.00	\$0.00
149766	04/20/2023	Reconciled		05/01/2023	Accounts Payable	PETROCARD	\$3,417.98	\$3,417.98	\$0.00

Payment Register

From Payment Date: 2/1/2023 - To Payment Date: 2/29/2024

Number	Date	Status	Void Reason	Reconciled/ Voided Date	Source	Payee Name	Transaction Amount	Reconciled Amount	Difference
149767	04/20/2023	Reconciled		04/25/2023	Accounts Payable	PIERSON, HEATHER	\$228.45	\$228.45	\$0.00
149768	04/20/2023	Reconciled		05/01/2023	Accounts Payable	PORTLAND GENERAL ELECTRIC	\$22,679.04	\$22,679.04	\$0.00
149769	04/20/2023	Reconciled		05/01/2023	Accounts Payable	PORTLAND STATE UNIVERSITY	\$5,186.00	\$5,186.00	\$0.00
149770	04/20/2023	Reconciled		04/26/2023	Accounts Payable	PREMIER HYDRAULIC SERVICES, INC	\$415.00	\$415.00	\$0.00
149771	04/20/2023	Reconciled		04/27/2023	Accounts Payable	QUADIENT FINANCE USA, INC.	\$1,115.26	\$1,115.26	\$0.00
149772	04/20/2023	Reconciled		05/02/2023	Accounts Payable	R.L. REIMERS COMPANY	\$217,150.00	\$217,150.00	\$0.00
149773	04/20/2023	Reconciled		04/24/2023	Accounts Payable	RICHARD ALBECK DBA SUPPLY SOLUTIONS LLC, RICHARD, ALBECK DBA SUPPLY SO	\$142.40	\$142.40	\$0.00
149774	04/20/2023	Reconciled		04/24/2023	Accounts Payable	RMT EQUIPMENT	\$181.83	\$181.83	\$0.00
149775	04/20/2023	Reconciled		05/05/2023	Accounts Payable	ROTARY CLUB OF WOODBURN	\$660.00	\$660.00	\$0.00
149776	04/20/2023	Reconciled		04/27/2023	Accounts Payable	ROW CONSULTANTS LLC	\$7,421.00	\$7,421.00	\$0.00
149777	04/20/2023	Reconciled		04/25/2023	Accounts Payable	SALEM PRINTING-BLUEPRINT	\$900.00	\$900.00	\$0.00
149778	04/20/2023	Reconciled		05/01/2023	Accounts Payable	SHADRIN, ANDRON	\$903.28	\$903.28	\$0.00
149779	04/20/2023	Reconciled		06/01/2023	Accounts Payable	SHIELDS, N ROBERT	\$512.39	\$512.39	\$0.00
149780	04/20/2023	Reconciled		05/01/2023	Accounts Payable	SIERRA SPRINGS	\$22.00	\$22.00	\$0.00
149781	04/20/2023	Reconciled		04/28/2023	Accounts Payable	STATE INDUSTRIAL PRODUCTS	\$1,388.48	\$1,388.48	\$0.00
149782	04/20/2023	Reconciled		05/01/2023	Accounts Payable	STEELE ELECTRIC LLC	\$6,523.59	\$6,523.59	\$0.00
149783	04/20/2023	Reconciled		04/25/2023	Accounts Payable	STOUT, JACOB	\$83.99	\$83.99	\$0.00
149784	04/20/2023	Reconciled		04/25/2023	Accounts Payable	TECHNOLOGY INTEGRATION GROUP	\$7,992.54	\$7,992.54	\$0.00
149785	04/20/2023	Reconciled		05/03/2023	Accounts Payable	TIMECLOCK PLUS, LLC	\$4,300.00	\$4,300.00	\$0.00
149786	04/20/2023	Reconciled		04/25/2023	Accounts Payable	TRI-MOTOR & MACHINERY CO INC	\$9,250.00	\$9,250.00	\$0.00
149787	04/20/2023	Reconciled		04/28/2023	Accounts Payable	TRUGREEN COMMERCIAL	\$1,513.70	\$1,513.70	\$0.00
149788	04/20/2023	Reconciled		04/27/2023	Accounts Payable	VERIZON WIRELESS	\$7,473.23	\$7,473.23	\$0.00
149789	04/20/2023	Reconciled		04/27/2023	Accounts Payable	VICTORY CLEANING SERVICES LLC	\$1,800.00	\$1,800.00	\$0.00
149790	04/20/2023	Reconciled		04/25/2023	Accounts Payable	WALKER, RENA	\$260.69	\$260.69	\$0.00
149791	04/20/2023	Reconciled		04/26/2023	Accounts Payable	WAVE BROADBAND	\$300.83	\$300.83	\$0.00
149792	04/20/2023	Reconciled		04/24/2023	Accounts Payable	WESTERN DISPLAY FIREWORKS LTD	\$1,125.00	\$1,125.00	\$0.00
149793	04/20/2023	Reconciled		04/27/2023	Accounts Payable	WOODBURN SCHOOL DIST 103C	\$4,107.50	\$4,107.50	\$0.00
149794	04/20/2023	Reconciled		04/24/2023	Accounts Payable	YES GRAPHICS PRINTING CO. INC.	\$854.00	\$854.00	\$0.00
149795	04/20/2023	Reconciled		04/24/2023	Accounts Payable	ZUMAR INDUSTRIES INC	\$2,561.20	\$2,561.20	\$0.00
149796	04/24/2023	Reconciled		05/10/2023	Accounts Payable	MARION COUNTY FINANCE	\$3,307.60	\$3,307.60	\$0.00
149797	05/04/2023	Reconciled		05/10/2023	Accounts Payable	911 SUPPLY	\$82.47	\$82.47	\$0.00
149798	05/04/2023	Reconciled		05/10/2023	Accounts Payable	A & A PEST CONTROL INC	\$108.00	\$108.00	\$0.00
149799	05/04/2023	Reconciled		05/10/2023	Accounts Payable	ACTION DRAIN & ROOTER SERVICE INC	\$469.50	\$469.50	\$0.00
149800	05/04/2023	Reconciled		05/23/2023	Accounts Payable	ADT SECURITY SERVICES	\$37.99	\$37.99	\$0.00
149801	05/04/2023	Reconciled		05/11/2023	Accounts Payable	AL'S GARDEN CENTER	\$469.91	\$469.91	\$0.00
149802	05/04/2023	Reconciled		05/10/2023	Accounts Payable	AMAZON CAPITAL SERVICES, INC	\$281.20	\$281.20	\$0.00
149803	05/04/2023	Reconciled		05/17/2023	Accounts Payable	APEX LABORATORIES LLC	\$2,399.00	\$2,399.00	\$0.00
149804	05/04/2023	Reconciled		05/10/2023	Accounts Payable	APSCO LLC	\$3,870.63	\$3,870.63	\$0.00
149805	05/04/2023	Reconciled		05/16/2023	Accounts Payable	ASHLAND BROTHERS LANDSCAPES IN	\$705.00	\$705.00	\$0.00
149806	05/04/2023	Reconciled		05/17/2023	Accounts Payable	BIO-MED TESTING SERVICE	\$329.00	\$329.00	\$0.00
149807	05/04/2023	Reconciled		05/12/2023	Accounts Payable	BOYS & GIRLS CLUB OF SALEM	\$3,750.00	\$3,750.00	\$0.00
149808	05/04/2023	Reconciled		06/05/2023	Accounts Payable	BRAVO, BRENDA	\$92.57	\$92.57	\$0.00
149809	05/04/2023	Reconciled		05/10/2023	Accounts Payable	CASCADE COLUMBIA DIST CO	\$3,850.00	\$3,850.00	\$0.00

Payment Register

From Payment Date: 2/1/2023 - To Payment Date: 2/29/2024

Number	Date	Status	Void Reason	Reconciled/ Voided Date	Source	Payee Name	Transaction Amount	Reconciled Amount	Difference
149810	05/04/2023	Reconciled		05/11/2023	Accounts Payable	CASCADE MOTO PORTLAND, LLC	\$149.01	\$149.01	\$0.00
149811	05/04/2023	Reconciled		05/15/2023	Accounts Payable	CDW GOVERNMENT INC	\$17,560.48	\$17,560.48	\$0.00
149812	05/04/2023	Reconciled		05/17/2023	Accounts Payable	CHEMEKETA COMMUNITY COLLEGE	\$19.70	\$19.70	\$0.00
149813	05/04/2023	Reconciled		05/16/2023	Accounts Payable	CINTAS CORPORATION - 463	\$1,627.26	\$1,627.26	\$0.00
149814	05/04/2023	Reconciled		05/11/2023	Accounts Payable	CIT BANK NA	\$2,450.66	\$2,450.66	\$0.00
149815	05/04/2023	Reconciled		05/11/2023	Accounts Payable	CONSOR NORTH AMERICA, INC.	\$4,546.05	\$4,546.05	\$0.00
149816	05/04/2023	Reconciled		05/15/2023	Accounts Payable	COVERALL NORTH AMERICA INC	\$1,023.00	\$1,023.00	\$0.00
149817	05/04/2023	Reconciled		05/11/2023	Accounts Payable	DATAVISION COMMUNICATIONS	\$1,291.62	\$1,291.62	\$0.00
149818	05/04/2023	Reconciled		05/16/2023	Accounts Payable	DAUL, CHAD	\$160.00	\$160.00	\$0.00
149819	05/04/2023	Reconciled		05/10/2023	Accounts Payable	DAVISON AUTO PARTS, INC.	\$1,957.06	\$1,957.06	\$0.00
149820	05/04/2023	Reconciled		05/11/2023	Accounts Payable	DECA ARCHITECTURE INC	\$463.75	\$463.75	\$0.00
149821	05/04/2023	Reconciled		05/17/2023	Accounts Payable	DEMCO INC	\$341.42	\$341.42	\$0.00
149822	05/04/2023	Reconciled		05/05/2023	Accounts Payable	DURAN, EMILY	\$95.53	\$95.53	\$0.00
149823	05/04/2023	Reconciled		05/12/2023	Accounts Payable	EBSCO SUBSCRIPTION SERV	\$55.00	\$55.00	\$0.00
149824	05/04/2023	Reconciled		05/16/2023	Accounts Payable	EDGE ANALYTICAL INC	\$400.00	\$400.00	\$0.00
149825	05/04/2023	Reconciled		05/11/2023	Accounts Payable	ENGELMAN ELECTRIC INC	\$633.91	\$633.91	\$0.00
149826	05/04/2023	Reconciled		05/15/2023	Accounts Payable	EUROFINS FRONTIER GLOBAL SCIENCES	\$2,205.00	\$2,205.00	\$0.00
149827	05/04/2023	Reconciled		05/25/2023	Accounts Payable	EVIDENT INC	\$141.85	\$141.85	\$0.00
149828	05/04/2023	Reconciled		05/10/2023	Accounts Payable	EVREN NORTHWEST INC	\$1,679.38	\$1,679.38	\$0.00
149829	05/04/2023	Reconciled		05/22/2023	Accounts Payable	FEDERAL EXPRESS CORP	\$67.18	\$67.18	\$0.00
149830	05/04/2023	Reconciled		05/15/2023	Accounts Payable	FERGUSON ENTERPRISES INC	\$13,003.60	\$13,003.60	\$0.00
149831	05/04/2023	Reconciled		05/16/2023	Accounts Payable	GALE/CENGAGE LEARNING	\$226.82	\$226.82	\$0.00
149832	05/04/2023	Reconciled		05/22/2023	Accounts Payable	GILLIG LLC	\$42.20	\$42.20	\$0.00
149833	05/04/2023	Reconciled		05/12/2023	Accounts Payable	GOTO TECHNOLOGIES USA, INC	\$41.41	\$41.41	\$0.00
149834	05/04/2023	Reconciled		05/12/2023	Accounts Payable	GRAINGER INC	\$566.42	\$566.42	\$0.00
149835	05/04/2023	Reconciled		05/26/2023	Accounts Payable	HD SUPPLY, INC dba USABLUEBOOK	\$369.29	\$369.29	\$0.00
149836	05/04/2023	Reconciled		05/11/2023	Accounts Payable	HILLTOP REFRIGERATION INC	\$5,331.96	\$5,331.96	\$0.00
149837	05/04/2023	Reconciled		05/11/2023	Accounts Payable	HILLYER'S MID CITY FORD	\$867.38	\$867.38	\$0.00
149838	05/04/2023	Reconciled		05/12/2023	Accounts Payable	HOFFMAN PRESSURE WASHING	\$330.00	\$330.00	\$0.00
149839	05/04/2023	Reconciled		05/15/2023	Accounts Payable	INGRAM LIBRARY SERVICES	\$1,816.43	\$1,816.43	\$0.00
149840	05/04/2023	Reconciled		05/16/2023	Accounts Payable	JIMCO ELECTRICAL CONTRACTING INC	\$7,537.09	\$7,537.09	\$0.00
149841	05/04/2023	Reconciled		05/15/2023	Accounts Payable	KIMBALL MIDWEST	\$215.56	\$215.56	\$0.00
149842	05/04/2023	Reconciled		05/17/2023	Accounts Payable	KPA SERVICES LLC	\$224.64	\$224.64	\$0.00
149843	05/04/2023	Reconciled		05/18/2023	Accounts Payable	LANGUAGE TESTING INTERNATIONAL INC	\$73.00	\$73.00	\$0.00
149844	05/04/2023	Reconciled		05/31/2023	Accounts Payable	LEAGUE OF OREGON CITIES	\$20.00	\$20.00	\$0.00
149845	05/04/2023	Reconciled		05/12/2023	Accounts Payable	LES SCHWAB TIRE CENTER	\$827.15	\$827.15	\$0.00
149846	05/04/2023	Reconciled		05/23/2023	Accounts Payable	MARION COUNTY FINANCE	\$4,654.60	\$4,654.60	\$0.00
149847	05/04/2023	Reconciled		05/15/2023	Accounts Payable	MARION COUNTY TAX COLLECT	\$162.83	\$162.83	\$0.00
149848	05/04/2023	Reconciled		05/10/2023	Accounts Payable	METRO OVERHEAD DOOR	\$12,533.00	\$12,533.00	\$0.00
149849	05/04/2023	Reconciled		05/16/2023	Accounts Payable	METRO PRESORT	\$2,495.01	\$2,495.01	\$0.00
149850	05/04/2023	Reconciled		05/16/2023	Accounts Payable	MIDWEST TAPE, LLC	\$225.66	\$225.66	\$0.00
149851	05/04/2023	Reconciled		05/15/2023	Accounts Payable	MITCHELL, JOSHUA	\$210.00	\$210.00	\$0.00
149852	05/04/2023	Reconciled		05/17/2023	Accounts Payable	MULTIVERSE INTERPRETING INC	\$350.00	\$350.00	\$0.00
149853	05/04/2023	Voided/Reissued	WRONG ADDRESS	06/30/2023	Accounts Payable	NELSON/NYGAARD CONSULT ASSOC	\$12,377.37		

Payment Register

From Payment Date: 2/1/2023 - To Payment Date: 2/29/2024

Number	Date	Status	Void Reason	Reconciled/ Voided Date	Source	Payee Name	Transaction Amount	Reconciled Amount	Difference
149854	05/04/2023	Reconciled		05/11/2023	Accounts Payable	NET ASSETS CORPORATION	\$645.00	\$645.00	\$0.00
149855	05/04/2023	Reconciled		05/12/2023	Accounts Payable	NORTH COAST ELECTRIC CO	\$98.00	\$98.00	\$0.00
149856	05/04/2023	Reconciled		05/11/2023	Accounts Payable	NURNBERG SCIENTIFIC	\$741.16	\$741.16	\$0.00
149857	05/04/2023	Reconciled		05/15/2023	Accounts Payable	OFFICE DEPOT	\$373.12	\$373.12	\$0.00
149858	05/04/2023	Reconciled		05/15/2023	Accounts Payable	OR DEPT OF REVENUE	\$13,801.49	\$13,801.49	\$0.00
149859	05/04/2023	Reconciled		05/10/2023	Accounts Payable	OREGON DEPT OF CONSUMER & BUS SERV	\$625.00	\$625.00	\$0.00
149860	05/04/2023	Reconciled		05/11/2023	Accounts Payable	OREGON PORTABLE TOILETS LLC	\$210.00	\$210.00	\$0.00
149861	05/04/2023	Reconciled		05/19/2023	Accounts Payable	OSCAR LUNDEEN INC	\$450.00	\$450.00	\$0.00
149862	05/04/2023	Reconciled		05/10/2023	Accounts Payable	PAMPLIN MEDIA GROUP	\$246.08	\$246.08	\$0.00
149863	05/04/2023	Reconciled		05/09/2023	Accounts Payable	PATTON, SCOTT	\$56.72	\$56.72	\$0.00
149864	05/04/2023	Reconciled		05/15/2023	Accounts Payable	PENSKE COMMERCIAL VEHICLES US, LLC dba PREMIER TRU	\$584.09	\$584.09	\$0.00
149865	05/04/2023	Reconciled		06/01/2023	Accounts Payable	PEREZ 1 PEST CONTROL INC	\$345.00	\$345.00	\$0.00
149866	05/04/2023	Reconciled		05/10/2023	Accounts Payable	PETERSON MACHINERY	\$260.01	\$260.01	\$0.00
149867	05/04/2023	Reconciled		05/11/2023	Accounts Payable	PETROCARD	\$3,757.02	\$3,757.02	\$0.00
149868	05/04/2023	Reconciled		05/12/2023	Accounts Payable	PHENOVA INC	\$1,227.00	\$1,227.00	\$0.00
149869	05/04/2023	Reconciled		05/17/2023	Accounts Payable	PVP COMMUNICATIONS	\$234.00	\$234.00	\$0.00
149870	05/04/2023	Reconciled		05/15/2023	Accounts Payable	QUADIANT FINANCE USA, INC.	\$257.10	\$257.10	\$0.00
149871	05/04/2023	Reconciled		05/11/2023	Accounts Payable	RGL WATER PURIFICATION INC	\$1,000.25	\$1,000.25	\$0.00
149872	05/04/2023	Reconciled		05/11/2023	Accounts Payable	RICHARD ALBECK DBA SUPPLY SOLUTIONS LLC, RICHARD, ALBECK DBA SUPPLY SO	\$178.00	\$178.00	\$0.00
149873	05/04/2023	Reconciled		05/17/2023	Accounts Payable	RITZ SAFETY LLC	\$433.78	\$433.78	\$0.00
149874	05/04/2023	Reconciled		05/11/2023	Accounts Payable	RMT EQUIPMENT	\$253.62	\$253.62	\$0.00
149875	05/04/2023	Reconciled		05/22/2023	Accounts Payable	SAFEGUARD	\$842.29	\$842.29	\$0.00
149876	05/04/2023	Reconciled		06/01/2023	Accounts Payable	SHADRIN, ANDRON	\$597.00	\$597.00	\$0.00
149877	05/04/2023	Reconciled		05/17/2023	Accounts Payable	SIERRA SPRINGS	\$100.94	\$100.94	\$0.00
149878	05/04/2023	Reconciled		05/10/2023	Accounts Payable	SIMON'S PAINTING CORP	\$2,000.00	\$2,000.00	\$0.00
149879	05/04/2023	Reconciled		05/16/2023	Accounts Payable	SNAP-ON CREDIT LLC	\$62.41	\$62.41	\$0.00
149880	05/04/2023	Reconciled		05/26/2023	Accounts Payable	SPEAKWRITE LLC	\$1,080.05	\$1,080.05	\$0.00
149881	05/04/2023	Reconciled		06/07/2023	Accounts Payable	STEARNS, MATT	\$100.47	\$100.47	\$0.00
149882	05/04/2023	Reconciled		05/17/2023	Accounts Payable	STEELE ELECTRIC LLC	\$227.69	\$227.69	\$0.00
149883	05/04/2023	Reconciled		05/15/2023	Accounts Payable	THE B-PAD GROUP, INC.	\$250.00	\$250.00	\$0.00
149884	05/04/2023	Reconciled		06/15/2023	Accounts Payable	THE CREATIVE COMPANY DBA LOOKOUT BOOKS	\$530.05	\$530.05	\$0.00
149885	05/04/2023	Reconciled		05/19/2023	Accounts Payable	TIBERIUS SOLUTIONS LLC	\$2,975.00	\$2,975.00	\$0.00
149886	05/04/2023	Reconciled		05/12/2023	Accounts Payable	TRANSUNION RISK AND ALTERNATIVE DATA SOLUTIONS INC	\$333.80	\$333.80	\$0.00
149887	05/04/2023	Reconciled		05/12/2023	Accounts Payable	TYR SPORT INC	\$657.37	\$657.37	\$0.00
149888	05/04/2023	Reconciled		05/19/2023	Accounts Payable	US BANCORP ASSET MNGMNT dba PFM ASSET MNGMNT	\$2,696.11	\$2,696.11	\$0.00
149889	05/04/2023	Reconciled		05/11/2023	Accounts Payable	VELICHKO, YOLANDA	\$131.69	\$131.69	\$0.00
149890	05/04/2023	Reconciled		05/11/2023	Accounts Payable	WAXIE SANITARY SUPPLY	\$7,048.74	\$7,048.74	\$0.00
149891	05/04/2023	Reconciled		05/25/2023	Accounts Payable	WOODBURN PLUMBING	\$395.22	\$395.22	\$0.00
149892	05/04/2023	Reconciled		05/10/2023	Accounts Payable	YES GRAPHICS PRINTING CO. INC.	\$659.00	\$659.00	\$0.00
149893	05/04/2023	Reconciled		05/12/2023	Accounts Payable	BEDWELL, GUS, LEE	\$64.00	\$64.00	\$0.00
149894	05/04/2023	Reconciled		05/19/2023	Accounts Payable	CAM, ALLIKS	\$331.00	\$331.00	\$0.00
149895	05/04/2023	Reconciled		05/16/2023	Accounts Payable	CARBAJAL, MARIO, RAMON	\$75.00	\$75.00	\$0.00
149896	05/04/2023	Reconciled		05/12/2023	Accounts Payable	CRUZ, ERICA, LYNN	\$15.00	\$15.00	\$0.00

Payment Register

From Payment Date: 2/1/2023 - To Payment Date: 2/29/2024

Number	Date	Status	Void Reason	Reconciled/ Voided Date	Source	Payee Name	Transaction Amount	Reconciled Amount	Difference
149897	05/04/2023	Reconciled		05/11/2023	Accounts Payable	ELLIS, JERALD, THOMAS	\$137.00	\$137.00	\$0.00
149898	05/04/2023	Reconciled		08/07/2023	Accounts Payable	GARCIA, MARCO, ANTONIO	\$20.00	\$20.00	\$0.00
149899	05/04/2023	Reconciled		06/06/2023	Accounts Payable	HERNANDEZ, JOSE, DIAZ	\$33.00	\$33.00	\$0.00
149900	05/04/2023	Reconciled		05/24/2023	Accounts Payable	KAADY, JONI	\$863.00	\$863.00	\$0.00
149901	05/04/2023	Reconciled		05/11/2023	Accounts Payable	KLUPENGER, SHARON	\$1,838.00	\$1,838.00	\$0.00
149902	05/04/2023	Reconciled		05/17/2023	Accounts Payable	POOL, JONATHAN , ROY	\$137.00	\$137.00	\$0.00
149903	05/04/2023	Reconciled		05/15/2023	Accounts Payable	QADADA, MARIAM, A	\$66.00	\$66.00	\$0.00
149904	05/04/2023	Reconciled		06/05/2023	Accounts Payable	SUTTLES, GRACE, CAITLIN	\$64.00	\$64.00	\$0.00
149905	05/04/2023	Reconciled		05/19/2023	Accounts Payable	THOMPSON, TIMOTHY, RAY	\$4.00	\$4.00	\$0.00
149906	05/08/2023	Reconciled		05/19/2023	Utility Management Refund	ALJETS, ARTHUR, D	\$76.59	\$76.59	\$0.00
149907	05/08/2023	Reconciled		09/15/2023	Utility Management Refund	DOMINGUEZ LABOR CONTRACTOR INC	\$75.00	\$75.00	\$0.00
149908	05/08/2023	Reconciled		05/24/2023	Utility Management Refund	JONES, LARRY, E	\$13.29	\$13.29	\$0.00
149909	05/08/2023	Reconciled		05/12/2023	Utility Management Refund	LANDLORD: RH SPRINGHAVEN LLC	\$180.04	\$180.04	\$0.00
149910	05/08/2023	Reconciled		05/12/2023	Utility Management Refund	LENNAR NW LLC	\$21.70	\$21.70	\$0.00
149911	05/08/2023	Reconciled		05/12/2023	Utility Management Refund	LENNAR NW LLC	\$74.76	\$74.76	\$0.00
149912	05/08/2023	Reconciled		06/12/2023	Utility Management Refund	MCCLURG, RUTH	\$19.69	\$19.69	\$0.00
149913	05/08/2023	Open			Utility Management Refund	PORTER, JOSEPH	\$20.06		
149914	05/08/2023	Reconciled		05/26/2023	Utility Management Refund	QUALITY PLUS HOMES INC	\$25.07	\$25.07	\$0.00
149915	05/08/2023	Reconciled		05/19/2023	Utility Management Refund	SALAZAR MARTINEZ, MAGDALENA	\$61.74	\$61.74	\$0.00
149916	05/08/2023	Reconciled		05/15/2023	Utility Management Refund	SCOTT, LAVERNE	\$93.48	\$93.48	\$0.00
149917	05/08/2023	Reconciled		05/15/2023	Utility Management Refund	TERRY, KEONI, K.	\$79.75	\$79.75	\$0.00
149918	05/08/2023	Reconciled		05/12/2023	Utility Management Refund	YOUNG, DARREN	\$16.84	\$16.84	\$0.00
149919	05/08/2023	Reconciled		05/17/2023	Utility Management Refund	NUNN, ALISSA	\$1,095.89	\$1,095.89	\$0.00
149920	05/10/2023	Reconciled		05/12/2023	Accounts Payable	DONOVAN TAYLOR ISAACSON dba ONE WORLD WINDOW TINTI	\$425.00	\$425.00	\$0.00
149921	05/16/2023	Reconciled		05/25/2023	Accounts Payable	PORTLAND GENERAL ELECTRIC	\$108,046.46	\$108,046.46	\$0.00
149922	05/18/2023	Reconciled		05/24/2023	Accounts Payable	911 SUPPLY	\$393.19	\$393.19	\$0.00
149923	05/18/2023	Reconciled		05/22/2023	Accounts Payable	A & A PEST CONTROL INC	\$108.00	\$108.00	\$0.00
149924	05/18/2023	Reconciled		05/30/2023	Accounts Payable	ABAKELIA, LIANA	\$9.26	\$9.26	\$0.00
149925	05/18/2023	Reconciled		05/22/2023	Accounts Payable	ACRANET CBS BRANCH	\$26.00	\$26.00	\$0.00
149926	05/18/2023	Reconciled		05/23/2023	Accounts Payable	AIRGAS USA LLC	\$360.62	\$360.62	\$0.00
149927	05/18/2023	Reconciled		05/23/2023	Accounts Payable	AL'S GARDEN CENTER	\$134.98	\$134.98	\$0.00
149928	05/18/2023	Reconciled		05/22/2023	Accounts Payable	AMAZON CAPITAL SERVICES, INC	\$114.98	\$114.98	\$0.00
149929	05/18/2023	Reconciled		05/24/2023	Accounts Payable	APEX LABORATORIES LLC	\$375.00	\$375.00	\$0.00
149930	05/18/2023	Reconciled		05/23/2023	Accounts Payable	APSCO LLC	\$3,766.20	\$3,766.20	\$0.00
149931	05/18/2023	Reconciled		05/25/2023	Accounts Payable	ASHLAND BROTHERS LANDSCAPES IN	\$643.75	\$643.75	\$0.00

Payment Register

From Payment Date: 2/1/2023 - To Payment Date: 2/29/2024

Number	Date	Status	Void Reason	Reconciled/ Voided Date	Source	Payee Name	Transaction Amount	Reconciled Amount	Difference
149932	05/18/2023	Reconciled		05/30/2023	Accounts Payable	BIO-MED TESTING SERVICE	\$315.00	\$315.00	\$0.00
149933	05/18/2023	Reconciled		05/24/2023	Accounts Payable	BOLI TECHNICAL	\$892.11	\$892.11	\$0.00
149934	05/18/2023	Reconciled		05/23/2023	Accounts Payable	BRETTHAUER OIL COMPANY	\$5,278.67	\$5,278.67	\$0.00
149935	05/18/2023	Reconciled		05/22/2023	Accounts Payable	CASCADE COLUMBIA DIST CO	\$3,094.00	\$3,094.00	\$0.00
149936	05/18/2023	Reconciled		05/22/2023	Accounts Payable	CASCADE WATER WORKS INC	\$3,198.00	\$3,198.00	\$0.00
149937	05/18/2023	Reconciled		05/25/2023	Accounts Payable	CDW GOVERNMENT INC	\$266.43	\$266.43	\$0.00
149938	05/18/2023	Reconciled		05/26/2023	Accounts Payable	CENTURYLINK	\$590.80	\$590.80	\$0.00
149939	05/18/2023	Reconciled		05/31/2023	Accounts Payable	CINTAS CORPORATION - 463	\$1,283.95	\$1,283.95	\$0.00
149940	05/18/2023	Reconciled		05/22/2023	Accounts Payable	CIVICPLUS, LLC	\$5,565.00	\$5,565.00	\$0.00
149941	05/18/2023	Reconciled		05/23/2023	Accounts Payable	CLIMA-TECH INC	\$9,785.00	\$9,785.00	\$0.00
149942	05/18/2023	Reconciled		05/23/2023	Accounts Payable	COLE-PARMER INSTRUMENT CO	\$112.70	\$112.70	\$0.00
149943	05/18/2023	Reconciled		05/22/2023	Accounts Payable	COMPLETE WIRELESS SOLUTNS INC	\$1,710.00	\$1,710.00	\$0.00
149944	05/18/2023	Reconciled		05/24/2023	Accounts Payable	CORE & MAIN LP	\$60,125.40	\$60,125.40	\$0.00
149945	05/18/2023	Reconciled		05/24/2023	Accounts Payable	CRIMINAL INFORMATION SERV INC	\$100.00	\$100.00	\$0.00
149946	05/18/2023	Reconciled		05/24/2023	Accounts Payable	CUES	\$635.25	\$635.25	\$0.00
149947	05/18/2023	Reconciled		05/22/2023	Accounts Payable	CUOMO, JESSE	\$121.31	\$121.31	\$0.00
149948	05/18/2023	Reconciled		05/23/2023	Accounts Payable	DAY WIRELESS SYSTEMS	\$40.00	\$40.00	\$0.00
149949	05/18/2023	Reconciled		05/23/2023	Accounts Payable	DECA ARCHITECTURE INC	\$5,394.95	\$5,394.95	\$0.00
149950	05/18/2023	Reconciled		05/23/2023	Accounts Payable	DELPHIA CONSULTING, LLC	\$792.48	\$792.48	\$0.00
149951	05/18/2023	Reconciled		06/01/2023	Accounts Payable	DELTA SYSTEMS INTEGRATION INC	\$740.60	\$740.60	\$0.00
149952	05/18/2023	Reconciled		05/23/2023	Accounts Payable	ENVIRONMENTAL CONTROLS CORP	\$2,237.59	\$2,237.59	\$0.00
149953	05/18/2023	Reconciled		05/31/2023	Accounts Payable	EVIDENT INC	\$72.75	\$72.75	\$0.00
149954	05/18/2023	Reconciled		05/22/2023	Accounts Payable	EVREN NORTHWEST INC	\$2,135.00	\$2,135.00	\$0.00
149955	05/18/2023	Reconciled		05/24/2023	Accounts Payable	FAULHABER, BETH	\$262.54	\$262.54	\$0.00
149956	05/18/2023	Reconciled		05/26/2023	Accounts Payable	FAZIO BROS SAND CO INC	\$1,576.51	\$1,576.51	\$0.00
149957	05/18/2023	Reconciled		05/30/2023	Accounts Payable	FEDERAL EXPRESS CORP	\$137.75	\$137.75	\$0.00
149958	05/18/2023	Reconciled		05/30/2023	Accounts Payable	FIRST BOOK	\$2,024.85	\$2,024.85	\$0.00
149959	05/18/2023	Reconciled		05/24/2023	Accounts Payable	GALAXY T-SHIRT SCREENING INC	\$1,038.00	\$1,038.00	\$0.00
149960	05/18/2023	Reconciled		05/23/2023	Accounts Payable	GALE/CENGAGE LEARNING	\$197.98	\$197.98	\$0.00
149961	05/18/2023	Reconciled		05/22/2023	Accounts Payable	GARCIA, DANNA, E	\$225.00	\$225.00	\$0.00
149962	05/18/2023	Reconciled		05/22/2023	Accounts Payable	GARTEN SERVICES INC	\$180.00	\$180.00	\$0.00
149963	05/18/2023	Reconciled		05/23/2023	Accounts Payable	GELCO SUPPLY INC dba ROOTX	\$306.00	\$306.00	\$0.00
149964	05/18/2023	Reconciled		05/23/2023	Accounts Payable	GRAINGER INC	\$1,175.81	\$1,175.81	\$0.00
149965	05/18/2023	Reconciled		05/25/2023	Accounts Payable	GRANITE TELECOMMUNICATIONS, LLC	\$1,665.87	\$1,665.87	\$0.00
149966	05/18/2023	Reconciled		05/25/2023	Accounts Payable	GREGG, MEL	\$147.66	\$147.66	\$0.00
149967	05/18/2023	Reconciled		05/23/2023	Accounts Payable	HACH CHEMICAL CO	\$44,541.22	\$44,541.22	\$0.00
149968	05/18/2023	Reconciled		05/22/2023	Accounts Payable	HANSEN, TYLER	\$20.00	\$20.00	\$0.00
149969	05/18/2023	Reconciled		05/23/2023	Accounts Payable	HELLAS CONSTRUCTION, INC	\$18,050.00	\$18,050.00	\$0.00
149970	05/18/2023	Reconciled		05/26/2023	Accounts Payable	HILLYER'S MID CITY FORD	\$1,170.52	\$1,170.52	\$0.00
149971	05/18/2023	Reconciled		05/22/2023	Accounts Payable	HOFFMAN PRESSURE WASHING	\$355.00	\$355.00	\$0.00
149972	05/18/2023	Reconciled		05/22/2023	Accounts Payable	HUBBARD CHEVROLET	\$178.15	\$178.15	\$0.00
149973	05/18/2023	Reconciled		05/22/2023	Accounts Payable	INDUSTRIAL BOLT & SUPPLY INC	\$88.06	\$88.06	\$0.00
149974	05/18/2023	Reconciled		05/23/2023	Accounts Payable	INGRAM LIBRARY SERVICES	\$40.20	\$40.20	\$0.00
149975	05/18/2023	Reconciled		05/24/2023	Accounts Payable	JACKED CO.	\$1,064.24	\$1,064.24	\$0.00
149976	05/18/2023	Reconciled		06/01/2023	Accounts Payable	JEFF ELLIS & ASSOC INC	\$155.00	\$155.00	\$0.00

Payment Register

From Payment Date: 2/1/2023 - To Payment Date: 2/29/2024

Number	Date	Status	Void Reason	Reconciled/ Voided Date	Source	Payee Name	Transaction Amount	Reconciled Amount	Difference
149977	05/18/2023	Reconciled		05/23/2023	Accounts Payable	JIMCO ELECTRICAL CONTRACTING INC	\$19,164.00	\$19,164.00	\$0.00
149978	05/18/2023	Reconciled		05/22/2023	Accounts Payable	JOHNSON ECONOMICS LLC	\$13,487.50	\$13,487.50	\$0.00
149979	05/18/2023	Reconciled		05/22/2023	Accounts Payable	K&E EXCAVATING INC	\$325,523.25	\$325,523.25	\$0.00
149980	05/18/2023	Reconciled		06/06/2023	Accounts Payable	KEIZER OUTDOOR POWER EQUIP	\$23.00	\$23.00	\$0.00
149981	05/18/2023	Reconciled		05/22/2023	Accounts Payable	KIMBERLY STANCHFIELD dba KNOWLEDGE IN MOBILITY, LL	\$350.00	\$350.00	\$0.00
149982	05/18/2023	Reconciled		05/22/2023	Accounts Payable	KNIFE RIVER CORP	\$169,372.33	\$169,372.33	\$0.00
149983	05/18/2023	Reconciled		05/22/2023	Accounts Payable	KONE INC 4156	\$613.74	\$613.74	\$0.00
149984	05/18/2023	Reconciled		05/22/2023	Accounts Payable	LANDA NORTHWEST INC DBA LANDA SERVICE CENTER	\$367.70	\$367.70	\$0.00
149985	05/18/2023	Reconciled		05/22/2023	Accounts Payable	LANGUAGE LINE SERVICES INC	\$570.90	\$570.90	\$0.00
149986	05/18/2023	Reconciled		05/26/2023	Accounts Payable	LANGUAGE TESTING INTERNATIONAL INC	\$73.00	\$73.00	\$0.00
149987	05/18/2023	Reconciled		05/23/2023	Accounts Payable	LEGACY MEDICAL GROUP	\$1,122.00	\$1,122.00	\$0.00
149988	05/18/2023	Reconciled		05/22/2023	Accounts Payable	LES SCHWAB TIRE CENTER	\$414.95	\$414.95	\$0.00
149989	05/18/2023	Reconciled		05/25/2023	Accounts Payable	LOOMIS	\$286.34	\$286.34	\$0.00
149990	05/18/2023	Reconciled		05/26/2023	Accounts Payable	M&M AUTO WRECKING INC	\$123.00	\$123.00	\$0.00
149991	05/18/2023	Reconciled		06/01/2023	Accounts Payable	MARION COUNTY SCHOOL DISTRICT 103	\$145.00	\$145.00	\$0.00
149992	05/18/2023	Reconciled		05/19/2023	Accounts Payable	MAXWELL, KAYLAH	\$380.56	\$380.56	\$0.00
149993	05/18/2023	Reconciled		05/30/2023	Accounts Payable	METCOM	\$43,253.12	\$43,253.12	\$0.00
149994	05/18/2023	Reconciled		05/24/2023	Accounts Payable	METRO OVERHEAD DOOR	\$282.00	\$282.00	\$0.00
149995	05/18/2023	Reconciled		05/23/2023	Accounts Payable	METRO PRESORT	\$2,064.13	\$2,064.13	\$0.00
149996	05/18/2023	Reconciled		05/25/2023	Accounts Payable	MID-WILLAMETTE VALLEY COMMUNITY ACTION AGENCY INC	\$5,000.00	\$5,000.00	\$0.00
149997	05/18/2023	Reconciled		05/24/2023	Accounts Payable	MIDWEST TAPE, LLC	\$136.46	\$136.46	\$0.00
149998	05/18/2023	Reconciled		05/23/2023	Accounts Payable	MULTIVERSE INTERPRETING INC	\$350.00	\$350.00	\$0.00
149999	05/18/2023	Reconciled		05/23/2023	Accounts Payable	NORTHSIDE FORD TRUCK SALES INC	\$66,343.14	\$66,343.14	\$0.00
150000	05/18/2023	Reconciled		05/23/2023	Accounts Payable	NORTHWEST NATURAL GAS	\$11,246.68	\$11,246.68	\$0.00
150001	05/18/2023	Reconciled		05/23/2023	Accounts Payable	NORTHWEST SECURITY & AUTOMATION, LLC dba INNOVA NW	\$14,151.50	\$14,151.50	\$0.00
150002	05/18/2023	Reconciled		05/22/2023	Accounts Payable	NW NAVIGATOR LUXURY COACHES LLC	\$8,940.00	\$8,940.00	\$0.00
150003	05/18/2023	Reconciled		05/25/2023	Accounts Payable	OFFICE DEPOT	\$581.51	\$581.51	\$0.00
150004	05/18/2023	Reconciled		05/26/2023	Accounts Payable	ONE CALL CONCEPTS INC	\$334.60	\$334.60	\$0.00
150005	05/18/2023	Reconciled		05/22/2023	Accounts Payable	OR DEPT OF ENVIRONMENTAL QUALITY	\$692.28	\$692.28	\$0.00
150006	05/18/2023	Reconciled		05/25/2023	Accounts Payable	OR DEPT OF TRANSPORTATION	\$68.65	\$68.65	\$0.00
150007	05/18/2023	Reconciled		06/01/2023	Accounts Payable	PACIFIC SPORTS TURF INC	\$7,392.00	\$7,392.00	\$0.00
150008	05/18/2023	Reconciled		05/22/2023	Accounts Payable	PAMPLIN MEDIA GROUP	\$90.00	\$90.00	\$0.00
150009	05/18/2023	Reconciled		06/01/2023	Accounts Payable	PEREZ 1 PEST CONTROL INC	\$1,120.00	\$1,120.00	\$0.00
150010	05/18/2023	Reconciled		05/23/2023	Accounts Payable	PERFORMANCE SYSTEMS INTEGRATION LLC	\$548.50	\$548.50	\$0.00
150011	05/18/2023	Reconciled		05/24/2023	Accounts Payable	PORTLAND GENERAL ELECTRIC	\$150.00	\$150.00	\$0.00
150012	05/18/2023	Reconciled		06/06/2023	Accounts Payable	POWERS, BRIAN	\$105.18	\$105.18	\$0.00
150013	05/18/2023	Reconciled		05/22/2023	Accounts Payable	R.L. REIMERS COMPANY	\$140,000.00	\$140,000.00	\$0.00
150014	05/18/2023	Reconciled		05/22/2023	Accounts Payable	SCHNEIDER EQUIPMENT INC	\$28,704.97	\$28,704.97	\$0.00
150015	05/18/2023	Reconciled		05/26/2023	Accounts Payable	SCHOLASTIC INC	\$2,138.00	\$2,138.00	\$0.00

Payment Register

From Payment Date: 2/1/2023 - To Payment Date: 2/29/2024

Number	Date	Status	Void Reason	Reconciled/ Voided Date	Source	Payee Name	Transaction Amount	Reconciled Amount	Difference
150016	05/18/2023	Reconciled		06/02/2023	Accounts Payable	SCHULTZ, GERALYN	\$848.19	\$848.19	\$0.00
150017	05/18/2023	Reconciled		05/25/2023	Accounts Payable	SIERRA SPRINGS	\$73.94	\$73.94	\$0.00
150018	05/18/2023	Reconciled		05/22/2023	Accounts Payable	SOLUTIONS YES, LLC	\$1,949.65	\$1,949.65	\$0.00
150019	05/18/2023	Reconciled		05/22/2023	Accounts Payable	SOUTHLAND INDUSTRIES	\$2,929.00	\$2,929.00	\$0.00
150020	05/18/2023	Reconciled		05/22/2023	Accounts Payable	SPACESAVER SPECIALISTS	\$448.00	\$448.00	\$0.00
150021	05/18/2023	Reconciled		05/25/2023	Accounts Payable	STATE INDUSTRIAL PRODUCTS	\$318.67	\$318.67	\$0.00
150022	05/18/2023	Reconciled		05/24/2023	Accounts Payable	STEELE ELECTRIC LLC	\$2,186.55	\$2,186.55	\$0.00
150023	05/18/2023	Reconciled		05/22/2023	Accounts Payable	T-MOBILE USA INC	\$25.00	\$25.00	\$0.00
150024	05/18/2023	Reconciled		05/23/2023	Accounts Payable	THE POOL & SPA HOUSE	\$601.89	\$601.89	\$0.00
150025	05/18/2023	Reconciled		05/24/2023	Accounts Payable	THOMSON REUTERS-WEST PAYMENT CENTER	\$632.82	\$632.82	\$0.00
150026	05/18/2023	Reconciled		05/26/2023	Accounts Payable	TRI-MOTOR & MACHINERY CO INC	\$2,163.30	\$2,163.30	\$0.00
150027	05/18/2023	Reconciled		05/26/2023	Accounts Payable	TRUGREEN COMMERCIAL	\$374.95	\$374.95	\$0.00
150028	05/18/2023	Reconciled		05/25/2023	Accounts Payable	VERIZON WIRELESS	\$7,392.19	\$7,392.19	\$0.00
150029	05/18/2023	Reconciled		05/23/2023	Accounts Payable	VICTORY CLEANING SERVICES LLC	\$1,800.00	\$1,800.00	\$0.00
150030	05/18/2023	Reconciled		05/25/2023	Accounts Payable	WALTER E NELSON CO	\$2,396.51	\$2,396.51	\$0.00
150031	05/18/2023	Reconciled		05/25/2023	Accounts Payable	WAVE BROADBAND	\$300.83	\$300.83	\$0.00
150032	05/18/2023	Reconciled		05/23/2023	Accounts Payable	WAXIE SANITARY SUPPLY	\$184.84	\$184.84	\$0.00
150033	05/18/2023	Reconciled		05/22/2023	Accounts Payable	WEATHERBY, ROBERT	\$602.76	\$602.76	\$0.00
150034	05/18/2023	Reconciled		06/01/2023	Accounts Payable	WOODBURN SCHOOL DIST 103C	\$15,541.69	\$15,541.69	\$0.00
150035	05/18/2023	Reconciled		05/30/2023	Accounts Payable	WOODBURN VETERINARY CLINIC PC	\$659.97	\$659.97	\$0.00
150036	05/18/2023	Reconciled		05/22/2023	Accounts Payable	XYLEM WATER SOLUTIONS USA INC	\$1,662.00	\$1,662.00	\$0.00
150037	05/18/2023	Reconciled		05/22/2023	Accounts Payable	YES GRAPHICS PRINTING CO. INC.	\$91.00	\$91.00	\$0.00
150038	05/18/2023	Reconciled		05/22/2023	Accounts Payable	ZUMAR INDUSTRIES INC	\$1,709.50	\$1,709.50	\$0.00
150039	06/01/2023	Reconciled		06/06/2023	Accounts Payable	911 SUPPLY	\$1,688.57	\$1,688.57	\$0.00
150040	06/01/2023	Reconciled		06/05/2023	Accounts Payable	A & A PEST CONTROL INC	\$108.00	\$108.00	\$0.00
150041	06/01/2023	Reconciled		06/07/2023	Accounts Payable	A & E IMAGING INC	\$378.64	\$378.64	\$0.00
150042	06/01/2023	Reconciled		06/06/2023	Accounts Payable	AIRGAS USA LLC	\$859.23	\$859.23	\$0.00
150043	06/01/2023	Reconciled		06/05/2023	Accounts Payable	AMAZON CAPITAL SERVICES, INC	\$64.30	\$64.30	\$0.00
150044	06/01/2023	Reconciled		06/07/2023	Accounts Payable	APEX LABORATORIES LLC	\$2,008.00	\$2,008.00	\$0.00
150045	06/01/2023	Reconciled		06/07/2023	Accounts Payable	BATTERIES NORTHWEST	\$128.36	\$128.36	\$0.00
150046	06/01/2023	Reconciled		06/16/2023	Accounts Payable	BOYS & GIRLS CLUB OF SALEM	\$7,500.00	\$7,500.00	\$0.00
150047	06/01/2023	Reconciled		06/06/2023	Accounts Payable	BRETTHAUER OIL COMPANY	\$7,265.19	\$7,265.19	\$0.00
150048	06/01/2023	Reconciled		06/05/2023	Accounts Payable	CASCADE COLUMBIA DIST CO	\$3,354.69	\$3,354.69	\$0.00
150049	06/01/2023	Reconciled		06/16/2023	Accounts Payable	CDW GOVERNMENT INC	\$2,672.37	\$2,672.37	\$0.00
150050	06/01/2023	Reconciled		06/07/2023	Accounts Payable	CHMIELOWSKI, RENATA	\$200.49	\$200.49	\$0.00
150051	06/01/2023	Reconciled		06/07/2023	Accounts Payable	CINTAS CORPORATION - 463	\$568.37	\$568.37	\$0.00
150052	06/01/2023	Reconciled		06/05/2023	Accounts Payable	CIT BANK NA	\$2,450.66	\$2,450.66	\$0.00
150053	06/01/2023	Reconciled		06/05/2023	Accounts Payable	CONSOR NORTH AMERICA, INC.	\$15,569.23	\$15,569.23	\$0.00
150054	06/01/2023	Reconciled		06/06/2023	Accounts Payable	CORE & MAIN LP	\$33.98	\$33.98	\$0.00
150055	06/01/2023	Reconciled		06/16/2023	Accounts Payable	CROWLEY & SON SECURITY SYSTEMS	\$240.00	\$240.00	\$0.00
150056	06/01/2023	Reconciled		06/05/2023	Accounts Payable	DAY WIRELESS SYSTEMS	\$422.00	\$422.00	\$0.00
150057	06/01/2023	Reconciled		06/06/2023	Accounts Payable	EAGLE-ELSNER, INC.	\$96,593.74	\$96,593.74	\$0.00
150058	06/01/2023	Reconciled		06/12/2023	Accounts Payable	FEDERAL EXPRESS CORP	\$8.17	\$8.17	\$0.00
150059	06/01/2023	Reconciled		06/05/2023	Accounts Payable	G&G AUTO CARE SUPPLY INC dba G&G SUPPLY CO	\$573.69	\$573.69	\$0.00

Payment Register

From Payment Date: 2/1/2023 - To Payment Date: 2/29/2024

Number	Date	Status	Void Reason	Reconciled/ Voided Date	Source	Payee Name	Transaction Amount	Reconciled Amount	Difference
150060	06/01/2023	Reconciled		06/06/2023	Accounts Payable	GALE/CENGAGE LEARNING	\$101.21	\$101.21	\$0.00
150061	06/01/2023	Reconciled		06/05/2023	Accounts Payable	GARTEN SERVICES INC	\$360.00	\$360.00	\$0.00
150062	06/01/2023	Reconciled		06/08/2023	Accounts Payable	GEVEKO MARKINGS INC	\$9,169.87	\$9,169.87	\$0.00
150063	06/01/2023	Reconciled		06/06/2023	Accounts Payable	GK MACHINE INC	\$33.41	\$33.41	\$0.00
150064	06/01/2023	Reconciled		06/06/2023	Accounts Payable	GRAINGER INC	\$1,031.57	\$1,031.57	\$0.00
150065	06/01/2023	Reconciled		06/05/2023	Accounts Payable	GRANICH ENGINEERED PRODUCTS	\$1,029.00	\$1,029.00	\$0.00
150066	06/01/2023	Reconciled		06/05/2023	Accounts Payable	HACH CHEMICAL CO	\$30,155.04	\$30,155.04	\$0.00
150067	06/01/2023	Reconciled		06/16/2023	Accounts Payable	HD SUPPLY, INC dba USABLUEBOOK	\$813.73	\$813.73	\$0.00
150068	06/01/2023	Reconciled		06/07/2023	Accounts Payable	HILLTOP REFRIGERATION INC	\$1,628.33	\$1,628.33	\$0.00
150069	06/01/2023	Reconciled		06/20/2023	Accounts Payable	HILLYER'S MID CITY FORD	\$2,242.30	\$2,242.30	\$0.00
150070	06/01/2023	Reconciled		06/05/2023	Accounts Payable	HUBBARD CHEVROLET	\$106.21	\$106.21	\$0.00
150071	06/01/2023	Reconciled		06/06/2023	Accounts Payable	IDEXX DISTRIBUTION CORP	\$906.72	\$906.72	\$0.00
150072	06/01/2023	Reconciled		06/05/2023	Accounts Payable	INTERSTATE AUTO PARTS WHSE INC	\$1,474.80	\$1,474.80	\$0.00
150073	06/01/2023	Reconciled		06/05/2023	Accounts Payable	ISS WONDERWARE	\$7,680.00	\$7,680.00	\$0.00
150074	06/01/2023	Reconciled		06/06/2023	Accounts Payable	JACK'S OVERHEAD DOOR INC	\$493.00	\$493.00	\$0.00
150075	06/01/2023	Reconciled		06/07/2023	Accounts Payable	JEFF ELLIS & ASSOC INC	\$265.00	\$265.00	\$0.00
150076	06/01/2023	Reconciled		06/06/2023	Accounts Payable	KITTELSON & ASSOC INC	\$622.50	\$622.50	\$0.00
150077	06/01/2023	Reconciled		06/09/2023	Accounts Payable	KPA SERVICES LLC	\$224.64	\$224.64	\$0.00
150078	06/01/2023	Reconciled		06/14/2023	Accounts Payable	KUSTOM KREATIONS	\$70.00	\$70.00	\$0.00
150079	06/01/2023	Reconciled		06/06/2023	Accounts Payable	LAWMEMO INC	\$550.00	\$550.00	\$0.00
150080	06/01/2023	Reconciled		06/05/2023	Accounts Payable	LES SCHWAB TIRE CENTER	\$120.77	\$120.77	\$0.00
150081	06/01/2023	Reconciled		06/09/2023	Accounts Payable	M&M AUTO WRECKING INC	\$175.00	\$175.00	\$0.00
150082	06/01/2023	Reconciled		06/06/2023	Accounts Payable	MARION COUNTY CLERK	\$3.00	\$3.00	\$0.00
150083	06/01/2023	Reconciled		06/21/2023	Accounts Payable	METCOM	\$10,812.00	\$10,812.00	\$0.00
150084	06/01/2023	Reconciled		06/06/2023	Accounts Payable	METRO PRESORT	\$2,590.76	\$2,590.76	\$0.00
150085	06/01/2023	Reconciled		06/06/2023	Accounts Payable	METROFAB, INC. AGRI-COLD	\$2,500.00	\$2,500.00	\$0.00
150086	06/01/2023	Reconciled		06/07/2023	Accounts Payable	MIDWEST TAPE, LLC	\$314.88	\$314.88	\$0.00
150087	06/01/2023	Reconciled		06/06/2023	Accounts Payable	MULTIVERSE INTERPRETING INC	\$150.00	\$150.00	\$0.00
150088	06/01/2023	Voided/Reissued	WRONG ADDRESS	06/30/2023	Accounts Payable	NELSON/NYGAARD CONSULT ASSOC	\$9,587.46		
150089	06/01/2023	Reconciled		06/02/2023	Accounts Payable	NICHOLS, ALYSSA	\$47.36	\$47.36	\$0.00
150090	06/01/2023	Reconciled		06/05/2023	Accounts Payable	NORTHWEST PLAYGROUND EQUIPMENT	\$748.02	\$748.02	\$0.00
150091	06/01/2023	Reconciled		06/08/2023	Accounts Payable	OFFICE DEPOT	\$186.48	\$186.48	\$0.00
150092	06/01/2023	Reconciled		06/05/2023	Accounts Payable	OR DEPT OF ENVIRONMENTAL QUALITY	\$873.60	\$873.60	\$0.00
150093	06/01/2023	Reconciled		06/06/2023	Accounts Payable	OREGON HEALTH AUTHORITY	\$7,500.00	\$7,500.00	\$0.00
150094	06/01/2023	Reconciled		06/09/2023	Accounts Payable	OREGON PORTABLE TOILETS LLC	\$210.00	\$210.00	\$0.00
150095	06/01/2023	Reconciled		06/16/2023	Accounts Payable	OSCAR LUNDEEN INC	\$249.00	\$249.00	\$0.00
150096	06/01/2023	Reconciled		06/05/2023	Accounts Payable	PAMPLIN MEDIA GROUP	\$175.00	\$175.00	\$0.00
150097	06/01/2023	Reconciled		06/05/2023	Accounts Payable	PETERSON MACHINERY	\$1,446.34	\$1,446.34	\$0.00
150098	06/01/2023	Reconciled		06/16/2023	Accounts Payable	PETROCARD	\$2,921.31	\$2,921.31	\$0.00
150099	06/01/2023	Reconciled		06/08/2023	Accounts Payable	PORTLAND GENERAL ELECTRIC	\$22,910.85	\$22,910.85	\$0.00
150100	06/01/2023	Reconciled		06/08/2023	Accounts Payable	QUADIENT FINANCE USA, INC.	\$411.90	\$411.90	\$0.00
150101	06/01/2023	Reconciled		06/07/2023	Accounts Payable	REDFLEX TRAFFIC SYSTEMS INC	\$86,040.00	\$86,040.00	\$0.00
150102	06/01/2023	Reconciled		06/07/2023	Accounts Payable	RITZ SAFETY LLC	\$955.84	\$955.84	\$0.00
150103	06/01/2023	Reconciled		06/13/2023	Accounts Payable	S.O.S. LOCK SERVICE	\$80.00	\$80.00	\$0.00

Payment Register

From Payment Date: 2/1/2023 - To Payment Date: 2/29/2024

Number	Date	Status	Void Reason	Reconciled/ Voided Date	Source	Payee Name	Transaction Amount	Reconciled Amount	Difference
150104	06/01/2023	Reconciled		06/12/2023	Accounts Payable	SIERRA SPRINGS	\$67.44	\$67.44	\$0.00
150105	06/01/2023	Reconciled		06/06/2023	Accounts Payable	SNAP-ON CREDIT LLC	\$62.41	\$62.41	\$0.00
150106	06/01/2023	Reconciled		06/05/2023	Accounts Payable	SOLUTIONS YES, LLC	\$1,761.39	\$1,761.39	\$0.00
150107	06/01/2023	Reconciled		06/07/2023	Accounts Payable	STATE INDUSTRIAL PRODUCTS	\$355.30	\$355.30	\$0.00
150108	06/01/2023	Reconciled		06/06/2023	Accounts Payable	STRICTLY BUSINESS-ONLINE LLC	\$435.00	\$435.00	\$0.00
150109	06/01/2023	Reconciled		06/06/2023	Accounts Payable	THE POOL & SPA HOUSE	\$36.40	\$36.40	\$0.00
150110	06/01/2023	Reconciled		06/06/2023	Accounts Payable	THE PROPHET CORPORATION DBA GOPHER SPORT	\$1,508.64	\$1,508.64	\$0.00
150111	06/01/2023	Reconciled		06/06/2023	Accounts Payable	US BANCORP ASSET MNGMNT dba PFM ASSET MNGMNT	\$2,989.24	\$2,989.24	\$0.00
150112	06/01/2023	Reconciled		06/05/2023	Accounts Payable	WALKER, RENA	\$321.61	\$321.61	\$0.00
150113	06/01/2023	Reconciled		06/07/2023	Accounts Payable	WALTER E NELSON CO	\$392.08	\$392.08	\$0.00
150114	06/01/2023	Reconciled		06/08/2023	Accounts Payable	WOODBURN PLUMBING	\$330.76	\$330.76	\$0.00
150115	06/01/2023	Reconciled		06/09/2023	Accounts Payable	WOODBURN VETERINARY CLINIC PC	\$588.39	\$588.39	\$0.00
150116	06/01/2023	Reconciled		06/07/2023	Accounts Payable	YES GRAPHICS PRINTING CO. INC.	\$20.00	\$20.00	\$0.00
150117	06/01/2023	Reconciled		06/05/2023	Accounts Payable	ZUMAR INDUSTRIES INC	\$1,601.38	\$1,601.38	\$0.00
150118	06/01/2023	Reconciled		07/19/2023	Accounts Payable	LAFLAMME, RENE	\$138.00	\$138.00	\$0.00
150119	06/01/2023	Reconciled		06/27/2023	Accounts Payable	MONSEY, KEVIN	\$10,860.00	\$10,860.00	\$0.00
150120	06/01/2023	Reconciled		07/05/2023	Accounts Payable	PED, RONALD	\$2,177.00	\$2,177.00	\$0.00
150121	06/06/2023	Reconciled		06/08/2023	Utility Management Refund	AUTEN, JAN, MARIE	\$17.10	\$17.10	\$0.00
150122	06/06/2023	Open			Utility Management Refund	HAMPTON, ROBERT & DEBRA	\$5.83		
150123	06/06/2023	Reconciled		06/13/2023	Utility Management Refund	LENNAR NW LLC	\$16.50	\$16.50	\$0.00
150124	06/06/2023	Reconciled		06/13/2023	Utility Management Refund	LENNAR NW LLC	\$72.15	\$72.15	\$0.00
150125	06/06/2023	Reconciled		06/16/2023	Utility Management Refund	LUGO, OCTAVIO, T.	\$60.06	\$60.06	\$0.00
150126	06/06/2023	Reconciled		06/23/2023	Utility Management Refund	SCOTT, LAVERNE	\$42.66	\$42.66	\$0.00
150127	06/13/2023	Reconciled		06/16/2023	Accounts Payable	DATAVISION COMMUNICATIONS	\$1,291.62	\$1,291.62	\$0.00
150128	06/13/2023	Reconciled		06/20/2023	Accounts Payable	PORTLAND GENERAL ELECTRIC	\$98,685.92	\$98,685.92	\$0.00
150129	06/13/2023	Reconciled		06/20/2023	Accounts Payable	WAVE BROADBAND	\$300.83	\$300.83	\$0.00
150130	06/15/2023	Reconciled		06/20/2023	Accounts Payable	911 SUPPLY	\$1,969.16	\$1,969.16	\$0.00
150131	06/15/2023	Reconciled		06/27/2023	Accounts Payable	A & L WESTERN AGRICULTURAL LABORATORIES INC	\$5,954.00	\$5,954.00	\$0.00
150132	06/15/2023	Reconciled		06/20/2023	Accounts Payable	ACRANET CBS BRANCH	\$39.00	\$39.00	\$0.00
150133	06/15/2023	Reconciled		07/17/2023	Accounts Payable	ACTIVE MEDIA INC	\$1,450.00	\$1,450.00	\$0.00
150134	06/15/2023	Reconciled		06/29/2023	Accounts Payable	ADT SECURITY SERVICES	\$37.99	\$37.99	\$0.00
150135	06/15/2023	Reconciled		06/23/2023	Accounts Payable	AL'S GARDEN CENTER	\$989.85	\$989.85	\$0.00
150136	06/15/2023	Reconciled		06/21/2023	Accounts Payable	ANDREW MICHAEL MILLER dba MILLER LAND SURVEYING LL	\$1,300.00	\$1,300.00	\$0.00
150137	06/15/2023	Reconciled		06/20/2023	Accounts Payable	APSCO LLC	\$3,835.17	\$3,835.17	\$0.00
150138	06/15/2023	Reconciled		06/20/2023	Accounts Payable	ASHLAND BROTHERS LANDSCAPES IN	\$1,348.75	\$1,348.75	\$0.00
150139	06/15/2023	Reconciled		06/27/2023	Accounts Payable	AWARE FOOD BANK	\$200,000.00	\$200,000.00	\$0.00
150140	06/15/2023	Reconciled		06/26/2023	Accounts Payable	BAKER, LOGAN	\$200.00	\$200.00	\$0.00
150141	06/15/2023	Reconciled		07/03/2023	Accounts Payable	BASJ LLC dba QUICK TRIM GRAPHICS	\$6,400.00	\$6,400.00	\$0.00

Payment Register

From Payment Date: 2/1/2023 - To Payment Date: 2/29/2024

Number	Date	Status	Void Reason	Reconciled/ Voided Date	Source	Payee Name	Transaction Amount	Reconciled Amount	Difference
150142	06/15/2023	Reconciled		06/21/2023	Accounts Payable	BATTERIES NORTHWEST	\$167.72	\$167.72	\$0.00
150143	06/15/2023	Reconciled		06/22/2023	Accounts Payable	BEAVERTON DENTAL EQUIP & SVC CO	\$537.00	\$537.00	\$0.00
150144	06/15/2023	Reconciled		06/26/2023	Accounts Payable	BERL ENTERPRISES LLC dba BERL'S COMMERCIAL SUPPLY	\$6,867.00	\$6,867.00	\$0.00
150145	06/15/2023	Reconciled		06/21/2023	Accounts Payable	BRETTHAUER OIL COMPANY	\$451.89	\$451.89	\$0.00
150146	06/15/2023	Reconciled		06/22/2023	Accounts Payable	BRODART CO	\$146.31	\$146.31	\$0.00
150147	06/15/2023	Reconciled		06/20/2023	Accounts Payable	CASCADE COLUMBIA DIST CO	\$5,948.00	\$5,948.00	\$0.00
150148	06/15/2023	Reconciled		06/26/2023	Accounts Payable	CASCADE WATER WORKS INC	\$2,504.00	\$2,504.00	\$0.00
150149	06/15/2023	Reconciled		06/26/2023	Accounts Payable	CDW GOVERNMENT INC	\$8,886.55	\$8,886.55	\$0.00
150150	06/15/2023	Reconciled		06/26/2023	Accounts Payable	CENTURYLINK	\$0.51	\$0.51	\$0.00
150151	06/15/2023	Reconciled		06/22/2023	Accounts Payable	CERTIFIED LABORATORIES	\$660.40	\$660.40	\$0.00
150152	06/15/2023	Reconciled		06/23/2023	Accounts Payable	CFM STRATEGIC COMMUNICATIONS, INC dba CFM ADVOCATE	\$10,000.00	\$10,000.00	\$0.00
150153	06/15/2023	Reconciled		06/28/2023	Accounts Payable	CINTAS CORPORATION - 463	\$1,024.65	\$1,024.65	\$0.00
150154	06/15/2023	Reconciled		06/20/2023	Accounts Payable	COLEMAN, WILLIAM, S	\$500.00	\$500.00	\$0.00
150155	06/15/2023	Reconciled		06/26/2023	Accounts Payable	COLIN CORTES	\$1,663.84	\$1,663.84	\$0.00
150156	06/15/2023	Reconciled		06/21/2023	Accounts Payable	CONSERVATION TECHNIQ INC	\$18,863.52	\$18,863.52	\$0.00
150157	06/15/2023	Reconciled		06/21/2023	Accounts Payable	CONSOR NORTH AMERICA, INC.	\$2,330.00	\$2,330.00	\$0.00
150158	06/15/2023	Reconciled		06/23/2023	Accounts Payable	CREATIVE BUS SALES INC	\$332,250.00	\$332,250.00	\$0.00
150159	06/15/2023	Reconciled		07/17/2023	Accounts Payable	CRISTHIAN GALVEZ VELIT dba SIN DOCUMENTOS	\$600.00	\$600.00	\$0.00
150160	06/15/2023	Reconciled		06/22/2023	Accounts Payable	CRUZ, SONIA	\$900.00	\$900.00	\$0.00
150161	06/15/2023	Reconciled		06/26/2023	Accounts Payable	CUES	\$1,569.64	\$1,569.64	\$0.00
150162	06/15/2023	Reconciled		06/26/2023	Accounts Payable	DAUL, CHAD	\$277.12	\$277.12	\$0.00
150163	06/15/2023	Reconciled		07/06/2023	Accounts Payable	DAVID DOUGHERTY dba DLA INC.	\$1,332.00	\$1,332.00	\$0.00
150164	06/15/2023	Reconciled		06/20/2023	Accounts Payable	DAVISON AUTO PARTS, INC.	\$1,917.81	\$1,917.81	\$0.00
150165	06/15/2023	Reconciled		06/20/2023	Accounts Payable	DAY WIRELESS SYSTEMS	\$1,817.58	\$1,817.58	\$0.00
150166	06/15/2023	Reconciled		06/20/2023	Accounts Payable	DECA ARCHITECTURE INC	\$3,290.52	\$3,290.52	\$0.00
150167	06/15/2023	Reconciled		06/27/2023	Accounts Payable	DELPHIA CONSULTING, LLC	\$781.05	\$781.05	\$0.00
150168	06/15/2023	Reconciled		06/20/2023	Accounts Payable	DESHLER, JONATHAN, G	\$500.00	\$500.00	\$0.00
150169	06/15/2023	Reconciled		06/26/2023	Accounts Payable	DGK INCORPORATED dba BRANDS AND LOGOS	\$890.00	\$890.00	\$0.00
150170	06/15/2023	Reconciled		06/27/2023	Accounts Payable	EDGE ANALYTICAL INC	\$360.00	\$360.00	\$0.00
150171	06/15/2023	Reconciled		06/29/2023	Accounts Payable	EVIDENT INC	\$288.35	\$288.35	\$0.00
150172	06/15/2023	Reconciled		06/26/2023	Accounts Payable	FEDERAL EXPRESS CORP	\$105.89	\$105.89	\$0.00
150173	06/15/2023	Reconciled		06/22/2023	Accounts Payable	FULL, MICHAEL, EARL	\$1,348.04	\$1,348.04	\$0.00
150174	06/15/2023	Reconciled		06/21/2023	Accounts Payable	GALE/CENGAGE LEARNING	\$41.23	\$41.23	\$0.00
150175	06/15/2023	Reconciled		06/20/2023	Accounts Payable	GARRETT HEMANN ROBERTSON P.C.	\$13,124.14	\$13,124.14	\$0.00
150176	06/15/2023	Reconciled		06/23/2023	Accounts Payable	GFS CHEMICALS INC	\$98.33	\$98.33	\$0.00
150177	06/15/2023	Reconciled		06/20/2023	Accounts Payable	GK MACHINE INC	\$298.21	\$298.21	\$0.00
150178	06/15/2023	Reconciled		06/22/2023	Accounts Payable	GLOBAL EQUIPMENT COMPANY	\$18,604.00	\$18,604.00	\$0.00
150179	06/15/2023	Reconciled		06/21/2023	Accounts Payable	GOTO TECHNOLOGIES USA, INC	\$41.41	\$41.41	\$0.00
150180	06/15/2023	Reconciled		06/27/2023	Accounts Payable	GRANITE TELECOMMUNICATIONS, LLC	\$2,150.27	\$2,150.27	\$0.00
150181	06/15/2023	Reconciled		06/20/2023	Accounts Payable	H.D. FOWLER CO INC	\$1,360.82	\$1,360.82	\$0.00
150182	06/15/2023	Reconciled		06/22/2023	Accounts Payable	HERRERA, YANIRA	\$527.66	\$527.66	\$0.00
150183	06/15/2023	Reconciled		06/28/2023	Accounts Payable	HILLTOP REFRIGERATION INC	\$4,362.48	\$4,362.48	\$0.00
150184	06/15/2023	Reconciled		06/21/2023	Accounts Payable	HILLYER'S MID CITY FORD	\$70.99	\$70.99	\$0.00

Payment Register

From Payment Date: 2/1/2023 - To Payment Date: 2/29/2024

Number	Date	Status	Void Reason	Reconciled/ Voided Date	Source	Payee Name	Transaction Amount	Reconciled Amount	Difference
150185	06/15/2023	Reconciled		06/20/2023	Accounts Payable	HYDRO-TEMP MECHANICAL INC	\$685.00	\$685.00	\$0.00
150186	06/15/2023	Reconciled		06/22/2023	Accounts Payable	IDEXX DISTRIBUTION CORP	\$39.49	\$39.49	\$0.00
150187	06/15/2023	Reconciled		06/27/2023	Accounts Payable	ILLINOIS LIBRARY ASSOCIATION	\$91.50	\$91.50	\$0.00
150188	06/15/2023	Reconciled		06/21/2023	Accounts Payable	INDUSTRIAL BOLT & SUPPLY INC	\$73.10	\$73.10	\$0.00
150189	06/15/2023	Reconciled		06/22/2023	Accounts Payable	INGRAM LIBRARY SERVICES	\$2,871.80	\$2,871.80	\$0.00
150190	06/15/2023	Reconciled		06/26/2023	Accounts Payable	JACKED CO.	\$1,672.37	\$1,672.37	\$0.00
150191	06/15/2023	Reconciled		06/21/2023	Accounts Payable	JIMCO ELECTRICAL CONTRACTING INC	\$31,195.00	\$31,195.00	\$0.00
150192	06/15/2023	Reconciled		06/20/2023	Accounts Payable	K&E EXCAVATING INC	\$160,318.03	\$160,318.03	\$0.00
150193	06/15/2023	Reconciled		06/22/2023	Accounts Payable	KIMBALL MIDWEST	\$6.60	\$6.60	\$0.00
150194	06/15/2023	Reconciled		06/20/2023	Accounts Payable	KNIFE RIVER CORP	\$374,605.55	\$374,605.55	\$0.00
150195	06/15/2023	Reconciled		06/23/2023	Accounts Payable	KYRIE KELLETT dba MASON BEE LLC	\$2,161.25	\$2,161.25	\$0.00
150196	06/15/2023	Reconciled		06/26/2023	Accounts Payable	LANDA NORTHWEST INC DBA LANDA SERVICE CENTER	\$367.70	\$367.70	\$0.00
150197	06/15/2023	Reconciled		06/21/2023	Accounts Payable	LANGUAGE LINE SERVICES INC	\$618.75	\$618.75	\$0.00
150198	06/15/2023	Voided	Wrong Vendor	06/29/2023	Accounts Payable	LEAGUE OF OREGON CITIES	\$400.00		
150199	06/15/2023	Reconciled		06/26/2023	Accounts Payable	LOOMIS	\$340.88	\$340.88	\$0.00
150200	06/15/2023	Reconciled		06/16/2023	Accounts Payable	LOVE INC OF NORTH MARION COUNTY	\$2,500.00	\$2,500.00	\$0.00
150201	06/15/2023	Reconciled		06/30/2023	Accounts Payable	M&M AUTO WRECKING INC	\$81.00	\$81.00	\$0.00
150202	06/15/2023	Reconciled		06/21/2023	Accounts Payable	MARION COUNTY FINANCE	\$5,721.95	\$5,721.95	\$0.00
150203	06/15/2023	Reconciled		06/20/2023	Accounts Payable	MCCLASKEY, BILLY	\$24.38	\$24.38	\$0.00
150204	06/15/2023	Reconciled		06/23/2023	Accounts Payable	METRO OVERHEAD DOOR	\$203.00	\$203.00	\$0.00
150205	06/15/2023	Reconciled		06/20/2023	Accounts Payable	METRO PRESORT	\$1,977.62	\$1,977.62	\$0.00
150206	06/15/2023	Reconciled		06/23/2023	Accounts Payable	MID-WILLAMETTE VALLEY COMMUNITY ACTION AGENCY INC	\$5,000.00	\$5,000.00	\$0.00
150207	06/15/2023	Reconciled		06/22/2023	Accounts Payable	MONITORING NW LLC	\$102.00	\$102.00	\$0.00
150208	06/15/2023	Reconciled		06/21/2023	Accounts Payable	MULTIVERSE INTERPRETING INC	\$150.00	\$150.00	\$0.00
150209	06/15/2023	Reconciled		06/26/2023	Accounts Payable	NATALYS CONSTRUCTION LLC	\$600.00	\$600.00	\$0.00
150210	06/15/2023	Reconciled		06/21/2023	Accounts Payable	NET ASSETS CORPORATION	\$705.00	\$705.00	\$0.00
150211	06/15/2023	Reconciled		06/20/2023	Accounts Payable	NORTHSIDE ELECTRIC	\$390.00	\$390.00	\$0.00
150212	06/15/2023	Reconciled		06/20/2023	Accounts Payable	NORTHSTAR CHEMICAL INC	\$1,197.30	\$1,197.30	\$0.00
150213	06/15/2023	Reconciled		07/19/2023	Accounts Payable	NORTHWEST CAPITAL MANAGEMENT INC	\$625.00	\$625.00	\$0.00
150214	06/15/2023	Reconciled		06/21/2023	Accounts Payable	NORTHWEST NATURAL GAS	\$7,983.29	\$7,983.29	\$0.00
150215	06/15/2023	Reconciled		06/23/2023	Accounts Payable	OFFICE DEPOT	\$881.83	\$881.83	\$0.00
150216	06/15/2023	Reconciled		06/23/2023	Accounts Payable	OR DEPT OF REVENUE	\$17,574.43	\$17,574.43	\$0.00
150217	06/15/2023	Reconciled		06/23/2023	Accounts Payable	OR RECREATION & PARKS ASSOC	\$523.29	\$523.29	\$0.00
150218	06/15/2023	Reconciled		06/20/2023	Accounts Payable	OREGON DEPT OF CONSUMER & BUS SERV	\$403.20	\$403.20	\$0.00
150219	06/15/2023	Reconciled		06/20/2023	Accounts Payable	ORIGINAL WATERMEN INC	\$2,266.41	\$2,266.41	\$0.00
150220	06/15/2023	Reconciled		06/20/2023	Accounts Payable	PAMPLIN MEDIA GROUP	\$883.30	\$883.30	\$0.00
150221	06/15/2023	Reconciled		07/03/2023	Accounts Payable	PEREZ 1 PEST CONTROL INC	\$875.00	\$875.00	\$0.00
150222	06/15/2023	Reconciled		06/20/2023	Accounts Payable	PETROCARD	\$3,743.12	\$3,743.12	\$0.00
150223	06/15/2023	Reconciled		07/25/2023	Accounts Payable	PETTY CASH	\$100.00	\$100.00	\$0.00
150224	06/15/2023	Reconciled		06/21/2023	Accounts Payable	PREGAME INC	\$7,200.00	\$7,200.00	\$0.00
150225	06/15/2023	Reconciled		06/20/2023	Accounts Payable	PROFESSIONAL INTERPRETERS, INC	\$225.00	\$225.00	\$0.00
150226	06/15/2023	Reconciled		06/22/2023	Accounts Payable	QUADIENT FINANCE USA, INC.	\$500.00	\$500.00	\$0.00

Payment Register

From Payment Date: 2/1/2023 - To Payment Date: 2/29/2024

Number	Date	Status	Void Reason	Reconciled/ Voided Date	Source	Payee Name	Transaction Amount	Reconciled Amount	Difference
150227	06/15/2023	Reconciled		06/21/2023	Accounts Payable	RENE GIOVANNI MEZA PEREZ dba BAJO LA MEZA PRODUCTI	\$1,200.00	\$1,200.00	\$0.00
150228	06/15/2023	Reconciled		06/23/2023	Accounts Payable	ROSA FLOYD dba COSECHA MESTIZA	\$300.00	\$300.00	\$0.00
150229	06/15/2023	Reconciled		07/06/2023	Accounts Payable	RURAL DEVELOPMENT INITIATIVES INC	\$10,933.79	\$10,933.79	\$0.00
150230	06/15/2023	Reconciled		07/18/2023	Accounts Payable	SHADRIN, ANDRON	\$597.00	\$597.00	\$0.00
150231	06/15/2023	Reconciled		06/26/2023	Accounts Payable	SIERRA SPRINGS	\$64.52	\$64.52	\$0.00
150232	06/15/2023	Reconciled		06/26/2023	Accounts Payable	SOUND UNIFORM SOLUTIONS INC	\$221.50	\$221.50	\$0.00
150233	06/15/2023	Reconciled		06/26/2023	Accounts Payable	STEELE ELECTRIC LLC	\$107.10	\$107.10	\$0.00
150234	06/15/2023	Reconciled		06/20/2023	Accounts Payable	STRICTLY BUSINESS-ONLINE LLC	\$1,605.00	\$1,605.00	\$0.00
150235	06/15/2023	Reconciled		06/21/2023	Accounts Payable	THE AUTOMATION GROUP INC	\$2,067.00	\$2,067.00	\$0.00
150236	06/15/2023	Reconciled		06/22/2023	Accounts Payable	THOMSON REUTERS-WEST PAYMENT CENTER	\$632.82	\$632.82	\$0.00
150237	06/15/2023	Reconciled		06/22/2023	Accounts Payable	TIMMONS GROUP, INC.	\$515.20	\$515.20	\$0.00
150238	06/15/2023	Reconciled		06/20/2023	Accounts Payable	TRAFFIC SAFETY SUPPLY CO	\$796.50	\$796.50	\$0.00
150239	06/15/2023	Reconciled		06/21/2023	Accounts Payable	TRANSUNION RISK AND ALTERNATIVE DATA SOLUTIONS INC	\$326.80	\$326.80	\$0.00
150240	06/15/2023	Reconciled		06/23/2023	Accounts Payable	TRUGREEN COMMERCIAL	\$1,513.70	\$1,513.70	\$0.00
150241	06/15/2023	Reconciled		06/20/2023	Accounts Payable	U S CRANE & HOIST INC	\$582.50	\$582.50	\$0.00
150242	06/15/2023	Reconciled		06/27/2023	Accounts Payable	ULINE	\$73.73	\$73.73	\$0.00
150243	06/15/2023	Reconciled		07/07/2023	Accounts Payable	UNIVERSITY OF OREGON	\$1,250.00	\$1,250.00	\$0.00
150244	06/15/2023	Reconciled		06/20/2023	Accounts Payable	WOODBURN AMBULANCE SERV INC	\$225.00	\$225.00	\$0.00
150245	06/15/2023	Reconciled		06/28/2023	Accounts Payable	WOODBURN SCHOOL DIST 103C	\$87,965.01	\$87,965.01	\$0.00
150246	06/15/2023	Reconciled		06/20/2023	Accounts Payable	YES GRAPHICS PRINTING CO. INC.	\$15.00	\$15.00	\$0.00
150247	06/15/2023	Reconciled		06/26/2023	Accounts Payable	CARABAJAL, MARIO, RAMONE	\$100.00	\$100.00	\$0.00
150248	06/15/2023	Reconciled		06/21/2023	Accounts Payable	COLE, MIKE, ALLEN	\$64.00	\$64.00	\$0.00
150249	06/15/2023	Reconciled		06/23/2023	Accounts Payable	DIAZ, GILBERTO	\$5,001.00	\$5,001.00	\$0.00
150250	06/15/2023	Reconciled		06/21/2023	Accounts Payable	GREENLEE, CODY, STEVEN	\$33.00	\$33.00	\$0.00
150251	06/15/2023	Reconciled		06/29/2023	Accounts Payable	HALL, TODD, DAVID	\$64.00	\$64.00	\$0.00
150252	06/15/2023	Open			Accounts Payable	MENDOZA, SONIA	\$135.00		
150253	06/15/2023	Reconciled		06/21/2023	Accounts Payable	MEYER, STEVEN, F.	\$64.00	\$64.00	\$0.00
150254	06/15/2023	Reconciled		06/28/2023	Accounts Payable	MOLINA, LUIS	\$317.00	\$317.00	\$0.00
150255	06/15/2023	Reconciled		06/20/2023	Accounts Payable	OVCHINNIKOV, NANCY	\$45.00	\$45.00	\$0.00
150256	06/15/2023	Reconciled		06/26/2023	Accounts Payable	RTGLA SOLUTIONS, LLC	\$3,841.44	\$3,841.44	\$0.00
150257	06/15/2023	Reconciled		06/30/2023	Accounts Payable	TRAPALA RESTAURANT LLC	\$50,000.00	\$50,000.00	\$0.00
150258	06/15/2023	Reconciled		07/25/2023	Accounts Payable	WRONSKI, BRIANNA, MCENZIE	\$20.00	\$20.00	\$0.00
150259	06/15/2023	Reconciled		07/31/2023	Accounts Payable	ZWICKER, KRISTI, KAY	\$33.00	\$33.00	\$0.00
150260	06/29/2023	Reconciled		07/03/2023	Accounts Payable	A & A PEST CONTROL INC	\$324.00	\$324.00	\$0.00
150261	06/29/2023	Reconciled		07/06/2023	Accounts Payable	AIRGAS USA LLC	\$360.62	\$360.62	\$0.00
150262	06/29/2023	Reconciled		07/06/2023	Accounts Payable	ALS GROUP USA CORP	\$1,112.00	\$1,112.00	\$0.00
150263	06/29/2023	Reconciled		07/05/2023	Accounts Payable	APEX LABORATORIES LLC	\$516.00	\$516.00	\$0.00
150264	06/29/2023	Reconciled		07/07/2023	Accounts Payable	ASHLAND BROTHERS LANDSCAPES IN	\$1,348.75	\$1,348.75	\$0.00
150265	06/29/2023	Reconciled		07/10/2023	Accounts Payable	BASJ LLC dba QUICK TRIM GRAPHICS	\$60.00	\$60.00	\$0.00
150266	06/29/2023	Reconciled		07/06/2023	Accounts Payable	BATTERIES NORTHWEST	\$350.37	\$350.37	\$0.00
150267	06/29/2023	Reconciled		07/05/2023	Accounts Payable	BIBLIOTHECA, LLC	\$934.27	\$934.27	\$0.00
150268	06/29/2023	Reconciled		07/25/2023	Accounts Payable	BIO-MED TESTING SERVICE	\$369.00	\$369.00	\$0.00

Payment Register

From Payment Date: 2/1/2023 - To Payment Date: 2/29/2024

Number	Date	Status	Void Reason	Reconciled/ Voided Date	Source	Payee Name	Transaction Amount	Reconciled Amount	Difference
150269	06/29/2023	Reconciled		07/06/2023	Accounts Payable	BRAVO, BRENDA	\$381.50	\$381.50	\$0.00
150270	06/29/2023	Reconciled		07/05/2023	Accounts Payable	BRETTHAUER OIL COMPANY	\$6,329.20	\$6,329.20	\$0.00
150271	06/29/2023	Reconciled		07/06/2023	Accounts Payable	BRODART CO	\$4.80	\$4.80	\$0.00
150272	06/29/2023	Reconciled		07/06/2023	Accounts Payable	CANBY TROPHIES & AWARDS	\$14.00	\$14.00	\$0.00
150273	06/29/2023	Reconciled		07/05/2023	Accounts Payable	CASCADE WATER WORKS INC	\$8,353.20	\$8,353.20	\$0.00
150274	06/29/2023	Reconciled		07/10/2023	Accounts Payable	CDW GOVERNMENT INC	\$29,728.48	\$29,728.48	\$0.00
150275	06/29/2023	Reconciled		07/10/2023	Accounts Payable	CENTURYLINK	\$588.62	\$588.62	\$0.00
150276	06/29/2023	Reconciled		07/10/2023	Accounts Payable	CHMIELOWSKI, RENATA	\$127.00	\$127.00	\$0.00
150277	06/29/2023	Reconciled		07/13/2023	Accounts Payable	CINTAS CORPORATION - 463	\$638.74	\$638.74	\$0.00
150278	06/29/2023	Reconciled		07/03/2023	Accounts Payable	CIS: CITY-CTY INS SERV	\$2,128.50	\$2,128.50	\$0.00
150279	06/29/2023	Reconciled		07/03/2023	Accounts Payable	CIT BANK NA	\$2,450.66	\$2,450.66	\$0.00
150280	06/29/2023	Reconciled		07/05/2023	Accounts Payable	CONSOR NORTH AMERICA, INC.	\$38,982.78	\$38,982.78	\$0.00
150281	06/29/2023	Reconciled		07/18/2023	Accounts Payable	CRIMINAL INFORMATION SERV INC	\$80.00	\$80.00	\$0.00
150282	06/29/2023	Reconciled		07/12/2023	Accounts Payable	CROWLEY & SON SECURITY SYSTEMS	\$240.00	\$240.00	\$0.00
150283	06/29/2023	Reconciled		07/03/2023	Accounts Payable	DAVISON AUTO PARTS, INC.	\$1,336.72	\$1,336.72	\$0.00
150284	06/29/2023	Reconciled		07/11/2023	Accounts Payable	DECA ARCHITECTURE INC	\$1,684.42	\$1,684.42	\$0.00
150285	06/29/2023	Reconciled		07/07/2023	Accounts Payable	DELL MARKETING LP	\$225.77	\$225.77	\$0.00
150286	06/29/2023	Reconciled		07/06/2023	Accounts Payable	DEMCO INC	\$105.50	\$105.50	\$0.00
150287	06/29/2023	Reconciled		07/05/2023	Accounts Payable	EAGLE-ELSNER, INC.	\$101,404.58	\$101,404.58	\$0.00
150288	06/29/2023	Reconciled		07/11/2023	Accounts Payable	EDGE ANALYTICAL INC	\$74.00	\$74.00	\$0.00
150289	06/29/2023	Reconciled		07/10/2023	Accounts Payable	EJ USA INC	\$172.88	\$172.88	\$0.00
150290	06/29/2023	Reconciled		07/03/2023	Accounts Payable	ENGELMAN ELECTRIC INC	\$14,116.47	\$14,116.47	\$0.00
150291	06/29/2023	Reconciled		07/11/2023	Accounts Payable	FEDERAL EXPRESS CORP	\$13.65	\$13.65	\$0.00
150292	06/29/2023	Reconciled		07/05/2023	Accounts Payable	GALE/CENGAGE LEARNING	\$196.38	\$196.38	\$0.00
150293	06/29/2023	Reconciled		07/05/2023	Accounts Payable	GARDNER DENVER, INC. dba GARDNER DENVER NASH LLC,	\$8,265.00	\$8,265.00	\$0.00
150294	06/29/2023	Reconciled		07/05/2023	Accounts Payable	GELCO SUPPLY INC dba ROOTX	\$108.00	\$108.00	\$0.00
150295	06/29/2023	Reconciled		07/03/2023	Accounts Payable	GK MACHINE INC	\$54.28	\$54.28	\$0.00
150296	06/29/2023	Reconciled		07/05/2023	Accounts Payable	GRAINGER INC	\$2,170.26	\$2,170.26	\$0.00
150297	06/29/2023	Reconciled		07/03/2023	Accounts Payable	GREGG, MEL	\$60.00	\$60.00	\$0.00
150298	06/29/2023	Reconciled		07/03/2023	Accounts Payable	HACH CHEMICAL CO	\$522.44	\$522.44	\$0.00
150299	06/29/2023	Reconciled		07/07/2023	Accounts Payable	HILLYER'S MID CITY FORD	\$287.00	\$287.00	\$0.00
150300	06/29/2023	Reconciled		07/03/2023	Accounts Payable	HOFFMAN PRESSURE WASHING	\$330.00	\$330.00	\$0.00
150301	06/29/2023	Reconciled		07/03/2023	Accounts Payable	HUBBARD CHEVROLET	\$24.21	\$24.21	\$0.00
150302	06/29/2023	Reconciled		07/06/2023	Accounts Payable	HYDROTEX PARTNERS, LTD	\$4,194.72	\$4,194.72	\$0.00
150303	06/29/2023	Reconciled		07/05/2023	Accounts Payable	INGRAM LIBRARY SERVICES	\$1,556.48	\$1,556.48	\$0.00
150304	06/29/2023	Reconciled		07/03/2023	Accounts Payable	JACK'S OVERHEAD DOOR INC	\$1,670.00	\$1,670.00	\$0.00
150305	06/29/2023	Reconciled		07/05/2023	Accounts Payable	JIMCO ELECTRICAL CONTRACTING INC	\$17,556.00	\$17,556.00	\$0.00
150306	06/29/2023	Reconciled		07/03/2023	Accounts Payable	JOHN DEERE FINANCIAL FSB	\$802.06	\$802.06	\$0.00
150307	06/29/2023	Reconciled		07/18/2023	Accounts Payable	JOHN DEERE FINANCIAL MULT	\$249.40	\$249.40	\$0.00
150308	06/29/2023	Reconciled		07/11/2023	Accounts Payable	KEIZER OUTDOOR POWER EQUIP	\$224.64	\$224.64	\$0.00
150309	06/29/2023	Reconciled		07/03/2023	Accounts Payable	KPA SERVICES LLC	\$2,838.37	\$2,838.37	\$0.00
150310	06/29/2023	Reconciled		07/07/2023	Accounts Payable	LES SCHWAB TIRE CENTER	\$50.00	\$50.00	\$0.00
150311	06/29/2023	Reconciled		07/03/2023	Accounts Payable	MARION COUNTY SHERIFFS OFFICE	\$750.00	\$750.00	\$0.00
150312	06/29/2023	Reconciled		07/05/2023	Accounts Payable	MARK TROXEL dba PAPA SMOKE, MARK	\$1,296.72	\$1,296.72	\$0.00
					Accounts Payable	METRO PRESORT			

Payment Register

From Payment Date: 2/1/2023 - To Payment Date: 2/29/2024

Number	Date	Status	Void Reason	Reconciled/ Voided Date	Source	Payee Name	Transaction Amount	Reconciled Amount	Difference
150313	06/29/2023	Reconciled		07/07/2023	Accounts Payable	MIDWEST TAPE, LLC	\$284.02	\$284.02	\$0.00
150314	06/29/2023	Reconciled		07/13/2023	Accounts Payable	MOLINA, LUIS, R.	\$500.00	\$500.00	\$0.00
150315	06/29/2023	Reconciled		07/10/2023	Accounts Payable	MULTIVERSE INTERPRETING INC	\$200.00	\$200.00	\$0.00
150316	06/29/2023	Reconciled		07/05/2023	Accounts Payable	NORTHWEST NATURAL GAS	\$493.02	\$493.02	\$0.00
150317	06/29/2023	Reconciled		07/05/2023	Accounts Payable	OFFICE DEPOT	\$833.60	\$833.60	\$0.00
150318	06/29/2023	Reconciled		07/06/2023	Accounts Payable	ONE CALL CONCEPTS INC	\$324.80	\$324.80	\$0.00
150319	06/29/2023	Reconciled		07/05/2023	Accounts Payable	OP SIS ARCHITECTURE, LLP	\$7,247.25	\$7,247.25	\$0.00
150320	06/29/2023	Reconciled		07/10/2023	Accounts Payable	OR DEPT OF TRANSPORTATION	\$65.25	\$65.25	\$0.00
150321	06/29/2023	Reconciled		07/03/2023	Accounts Payable	OREGON DEPT OF CONSUMER & BUS SERV	\$134.40	\$134.40	\$0.00
150322	06/29/2023	Reconciled		07/05/2023	Accounts Payable	OTAK, INC, AN OREGON CORPORATION	\$6,580.00	\$6,580.00	\$0.00
150323	06/29/2023	Reconciled		07/03/2023	Accounts Payable	PAMPLIN MEDIA GROUP	\$152.24	\$152.24	\$0.00
150324	06/29/2023	Reconciled		07/27/2023	Accounts Payable	PCUN	\$53,950.00	\$53,950.00	\$0.00
150325	06/29/2023	Reconciled		07/03/2023	Accounts Payable	PETERSON MACHINERY	\$173.88	\$173.88	\$0.00
150326	06/29/2023	Reconciled		07/05/2023	Accounts Payable	PHOENIX ASPHALT & MAIN CO dba SEALMASTER PORTLAND	\$1,161.52	\$1,161.52	\$0.00
150327	06/29/2023	Reconciled		07/05/2023	Accounts Payable	R.L. REIMERS COMPANY	\$106,250.00	\$106,250.00	\$0.00
150328	06/29/2023	Reconciled		07/06/2023	Accounts Payable	REDFLEX TRAFFIC SYSTEMS INC	\$12,015.00	\$12,015.00	\$0.00
150329	06/29/2023	Reconciled		07/03/2023	Accounts Payable	ROGERS MACHINERY COMPANY INC	\$1,316.00	\$1,316.00	\$0.00
150330	06/29/2023	Reconciled		07/19/2023	Accounts Payable	ROTARY CLUB OF WOODBURN	\$1,070.00	\$1,070.00	\$0.00
150331	06/29/2023	Reconciled		07/11/2023	Accounts Payable	SIERRA SPRINGS	\$109.43	\$109.43	\$0.00
150332	06/29/2023	Reconciled		07/05/2023	Accounts Payable	SNAP-ON CREDIT LLC	\$62.41	\$62.41	\$0.00
150333	06/29/2023	Reconciled		06/30/2023	Accounts Payable	SNYDER, CHAD	\$252.04	\$252.04	\$0.00
150334	06/29/2023	Reconciled		07/03/2023	Accounts Payable	SOLUTIONS YES, LLC	\$1,943.86	\$1,943.86	\$0.00
150335	06/29/2023	Reconciled		07/03/2023	Accounts Payable	SPRING VALLEY DAIRY INC	\$155.76	\$155.76	\$0.00
150336	06/29/2023	Reconciled		07/05/2023	Accounts Payable	STRICTLY BUSINESS-ONLINE LLC	\$2,175.00	\$2,175.00	\$0.00
150337	06/29/2023	Reconciled		06/30/2023	Accounts Payable	STULTZ, CURTIS	\$147.66	\$147.66	\$0.00
150338	06/29/2023	Reconciled		07/10/2023	Accounts Payable	US BANCORP ASSET MNGMNT dba PFM ASSET MNGMNT	\$3,317.30	\$3,317.30	\$0.00
150339	06/29/2023	Reconciled		07/07/2023	Accounts Payable	VERIZON WIRELESS	\$7,536.67	\$7,536.67	\$0.00
150340	06/29/2023	Reconciled		07/03/2023	Accounts Payable	WAXIE SANITARY SUPPLY	\$311.20	\$311.20	\$0.00
150341	06/29/2023	Reconciled		07/14/2023	Accounts Payable	WHEELER, ALAN	\$24.89	\$24.89	\$0.00
150342	06/29/2023	Reconciled		07/05/2023	Accounts Payable	WILBUR ELLIS CO	\$5,447.10	\$5,447.10	\$0.00
150343	06/29/2023	Reconciled		07/03/2023	Accounts Payable	WILLAMETTE RIVER PRINTING, INC dba MINUTEMAN PRESS	\$1,208.00	\$1,208.00	\$0.00
150344	06/29/2023	Reconciled		07/21/2023	Accounts Payable	WOODBURN PLUMBING	\$1,244.00	\$1,244.00	\$0.00
150345	06/29/2023	Reconciled		07/05/2023	Accounts Payable	YES GRAPHICS PRINTING CO. INC.	\$574.00	\$574.00	\$0.00
150346	06/29/2023	Reconciled		07/03/2023	Accounts Payable	ARREOLA, EMILY	\$70.00	\$70.00	\$0.00
150347	06/29/2023	Reconciled		07/10/2023	Accounts Payable	ENGLIN, MARY, ELLEN	\$598.57	\$598.57	\$0.00
150348	06/29/2023	Reconciled		07/06/2023	Accounts Payable	IBARRA, DIANA	\$40.00	\$40.00	\$0.00
150349	06/29/2023	Reconciled		07/11/2023	Accounts Payable	LEINHOS, KIRSTEN	\$45.00	\$45.00	\$0.00
150350	06/29/2023	Reconciled		08/02/2023	Accounts Payable	MARTINEZ, LUIS	\$325.00	\$325.00	\$0.00
150351	06/30/2023	Reconciled		07/06/2023	Accounts Payable	NELSON/NYGAARD CONSULT ASSOC	\$15,163.63	\$15,163.63	\$0.00
150352	06/30/2023	Reconciled		07/06/2023	Accounts Payable	NELSON/NYGAARD CONSULT ASSOC	\$12,377.37	\$12,377.37	\$0.00
150353	06/30/2023	Reconciled		07/06/2023	Accounts Payable	NELSON/NYGAARD CONSULT ASSOC	\$9,587.46	\$9,587.46	\$0.00
150354	07/03/2023	Reconciled		07/07/2023	Accounts Payable	ALOHA SOUND LLC	\$950.00	\$950.00	\$0.00

Payment Register

From Payment Date: 2/1/2023 - To Payment Date: 2/29/2024

Number	Date	Status	Void Reason	Reconciled/ Voided Date	Source	Payee Name	Transaction Amount	Reconciled Amount	Difference
150355	07/03/2023	Reconciled		07/07/2023	Accounts Payable	ECK, ELIZABETH	\$800.00	\$800.00	\$0.00
150356	07/03/2023	Reconciled		07/05/2023	Accounts Payable	KRISTOFFER W KIRKMAN	\$600.00	\$600.00	\$0.00
150357	07/03/2023	Reconciled		07/12/2023	Accounts Payable	WINDY WAHLKE dba GOLD DUST PDX, LLC	\$900.00	\$900.00	\$0.00
150358	07/03/2023	Reconciled		07/13/2023	Utility Management Refund	CHILD, LORRIS, IVAN	\$69.32	\$69.32	\$0.00
150359	07/03/2023	Reconciled		07/19/2023	Utility Management Refund	DOLAN , NANCY	\$138.52	\$138.52	\$0.00
150360	07/03/2023	Reconciled		08/03/2023	Utility Management Refund	QUALITY PLUS INTERIORS INC	\$37.29	\$37.29	\$0.00
150361	07/03/2023	Reconciled		08/24/2023	Utility Management Refund	TAO, ZHIQI	\$11.28	\$11.28	\$0.00
150362	07/03/2023	Open			Utility Management Refund	TONA, DARARTU	\$35.63		
150363	07/03/2023	Reconciled		08/04/2023	Utility Management Refund	WOODARD, ROBERT	\$53.98	\$53.98	\$0.00
150364	07/03/2023	Open			Utility Management Refund	YOSHIDA COSTELLO, JOSHUA, M	\$18.93		
150365	07/13/2023	Reconciled		07/18/2023	Accounts Payable	911 SUPPLY	\$1,297.20	\$1,297.20	\$0.00
150366	07/13/2023	Reconciled		07/18/2023	Accounts Payable	A & A PEST CONTROL INC	\$108.00	\$108.00	\$0.00
150367	07/13/2023	Reconciled		07/18/2023	Accounts Payable	ACTIVE MEDIA INC	\$6,200.00	\$6,200.00	\$0.00
150368	07/13/2023	Reconciled		07/25/2023	Accounts Payable	ADT SECURITY SERVICES	\$37.99	\$37.99	\$0.00
150369	07/13/2023	Reconciled		07/20/2023	Accounts Payable	AIRGAS USA LLC	\$982.29	\$982.29	\$0.00
150370	07/13/2023	Reconciled		07/18/2023	Accounts Payable	AL'S GARDEN CENTER	\$53.00	\$53.00	\$0.00
150371	07/13/2023	Reconciled		08/16/2023	Accounts Payable	ALOHA SOUND LLC	\$2,250.00	\$2,250.00	\$0.00
150372	07/13/2023	Reconciled		07/17/2023	Accounts Payable	AMAZON CAPITAL SERVICES, INC	\$3,072.92	\$3,072.92	\$0.00
150373	07/13/2023	Reconciled		07/18/2023	Accounts Payable	ANI'S PARTY SUPPLY LLC	\$1,200.00	\$1,200.00	\$0.00
150374	07/13/2023	Reconciled		07/26/2023	Accounts Payable	APEX LABORATORIES LLC	\$410.00	\$410.00	\$0.00
150375	07/13/2023	Reconciled		07/21/2023	Accounts Payable	AXON ENTERPRISE INC	\$83,807.94	\$83,807.94	\$0.00
150376	07/13/2023	Reconciled		07/19/2023	Accounts Payable	BRETTTHAUER OIL COMPANY	\$8,509.81	\$8,509.81	\$0.00
150377	07/13/2023	Reconciled		07/20/2023	Accounts Payable	BUELL RECREATION LLC	\$8,775.00	\$8,775.00	\$0.00
150378	07/13/2023	Reconciled		07/18/2023	Accounts Payable	CANBY SIGNS & GRAPHICS	\$1,340.00	\$1,340.00	\$0.00
150379	07/13/2023	Reconciled		07/19/2023	Accounts Payable	CANBY TROPHIES & AWARDS	\$702.00	\$702.00	\$0.00
150380	07/13/2023	Reconciled		07/17/2023	Accounts Payable	CASCADE COLUMBIA DIST CO	\$4,461.25	\$4,461.25	\$0.00
150381	07/13/2023	Reconciled		07/24/2023	Accounts Payable	CDW GOVERNMENT INC	\$14,893.18	\$14,893.18	\$0.00
150382	07/13/2023	Reconciled		08/07/2023	Accounts Payable	CELLEBRITE USA CORP	\$6,100.00	\$6,100.00	\$0.00
150383	07/13/2023	Reconciled		07/20/2023	Accounts Payable	CFM STRATEGIC COMMUNICATIONS, INC dba CFM ADVOCATE	\$5,000.00	\$5,000.00	\$0.00
150384	07/13/2023	Reconciled		07/18/2023	Accounts Payable	CHAVES CONSULTING INC	\$5,148.58	\$5,148.58	\$0.00
150385	07/13/2023	Reconciled		07/26/2023	Accounts Payable	CINTAS CORPORATION - 463	\$1,243.30	\$1,243.30	\$0.00
150386	07/13/2023	Reconciled		07/17/2023	Accounts Payable	CIS: CITY-CTY INS SERV	\$618,136.25	\$618,136.25	\$0.00
150387	07/13/2023	Reconciled		07/17/2023	Accounts Payable	CLAIR COMPANY, INC	\$23,835.23	\$23,835.23	\$0.00
150388	07/13/2023	Reconciled		07/18/2023	Accounts Payable	CLIMA-TECH INC	\$190.00	\$190.00	\$0.00
150389	07/13/2023	Reconciled		07/17/2023	Accounts Payable	COMPLETE WIRELESS SOLUTNS INC	\$415.00	\$415.00	\$0.00
150390	07/13/2023	Reconciled		07/27/2023	Accounts Payable	CONSERVATION TECHNIX INC	\$6,030.00	\$6,030.00	\$0.00
150391	07/13/2023	Reconciled		07/18/2023	Accounts Payable	CONSOR NORTH AMERICA, INC.	\$28,266.90	\$28,266.90	\$0.00
150392	07/13/2023	Reconciled		07/18/2023	Accounts Payable	COVERALL NORTH AMERICA INC	\$2,046.00	\$2,046.00	\$0.00
150393	07/13/2023	Reconciled		07/27/2023	Accounts Payable	CRIMINAL INFORMATION SERV INC	\$70.00	\$70.00	\$0.00
150394	07/13/2023	Voided	Event Cancellation	08/24/2023	Accounts Payable	CUNNINGHAM, CARRIE	\$700.00		

Payment Register

From Payment Date: 2/1/2023 - To Payment Date: 2/29/2024

Number	Date	Status	Void Reason	Reconciled/ Voided Date	Source	Payee Name	Transaction Amount	Reconciled Amount	Difference
150395	07/13/2023	Reconciled		07/19/2023	Accounts Payable	DAKTRONICS INC	\$1,546.25	\$1,546.25	\$0.00
150396	07/13/2023	Reconciled		07/18/2023	Accounts Payable	DATAVISION COMMUNICATIONS	\$1,291.66	\$1,291.66	\$0.00
150397	07/13/2023	Reconciled		07/17/2023	Accounts Payable	DAVID M COREY PHD PC	\$595.00	\$595.00	\$0.00
150398	07/13/2023	Reconciled		07/17/2023	Accounts Payable	DAY WIRELESS SYSTEMS	\$1,912.00	\$1,912.00	\$0.00
150399	07/13/2023	Reconciled		07/19/2023	Accounts Payable	DECA ARCHITECTURE INC	\$3,071.65	\$3,071.65	\$0.00
150400	07/13/2023	Reconciled		07/25/2023	Accounts Payable	DELL MARKETING LP	\$8,487.08	\$8,487.08	\$0.00
150401	07/13/2023	Reconciled		07/26/2023	Accounts Payable	DILLS, JOSEPH	\$450.00	\$450.00	\$0.00
150402	07/13/2023	Reconciled		07/21/2023	Accounts Payable	DOWNTOWN DECORATIONS, INC	\$17,938.20	\$17,938.20	\$0.00
150403	07/13/2023	Reconciled		07/17/2023	Accounts Payable	ESRI INC	\$7,520.00	\$7,520.00	\$0.00
150404	07/13/2023	Reconciled		07/28/2023	Accounts Payable	EVERYTHING EVENTS INC DBA SPECIAL OCCASIONS	\$1,215.67	\$1,215.67	\$0.00
150405	07/13/2023	Reconciled		07/19/2023	Accounts Payable	EXCEL TALENT	\$600.00	\$600.00	\$0.00
150406	07/13/2023	Reconciled		07/26/2023	Accounts Payable	FARMERS STATE BANK OF CALHAN	\$9,650.00	\$9,650.00	\$0.00
150407	07/13/2023	Reconciled		07/24/2023	Accounts Payable	FEDERAL EXPRESS CORP	\$34.58	\$34.58	\$0.00
150408	07/13/2023	Reconciled		07/19/2023	Accounts Payable	FERGUSON ENTERPRISES INC	\$39,522.60	\$39,522.60	\$0.00
150409	07/13/2023	Reconciled		07/28/2023	Accounts Payable	FIRST ALERT SECURITY LLC	\$1,328.00	\$1,328.00	\$0.00
150410	07/13/2023	Reconciled		07/20/2023	Accounts Payable	FIRST WATCH WELLNESS LLC	\$8,883.00	\$8,883.00	\$0.00
150411	07/13/2023	Reconciled		07/28/2023	Accounts Payable	FULL, MICHAEL, EARL	\$2,606.43	\$2,606.43	\$0.00
150412	07/13/2023	Reconciled		07/18/2023	Accounts Payable	G.W. HARDWARE CENTER	\$675.00	\$675.00	\$0.00
150413	07/13/2023	Reconciled		07/19/2023	Accounts Payable	GALE/CENGAGE LEARNING	\$41.23	\$41.23	\$0.00
150414	07/13/2023	Reconciled		07/18/2023	Accounts Payable	GARTEN SERVICES INC	\$135.00	\$135.00	\$0.00
150415	07/13/2023	Reconciled		07/18/2023	Accounts Payable	GK MACHINE INC	\$71.49	\$71.49	\$0.00
150416	07/13/2023	Reconciled		09/05/2023	Accounts Payable	GMR LAWN MAINTENANCE	\$900.00	\$900.00	\$0.00
150417	07/13/2023	Reconciled		07/24/2023	Accounts Payable	GRANITE TELECOMMUNICATIONS, LLC	\$1,899.90	\$1,899.90	\$0.00
150418	07/13/2023	Reconciled		07/26/2023	Accounts Payable	GRUBE, COLE	\$230.00	\$230.00	\$0.00
150419	07/13/2023	Reconciled		07/18/2023	Accounts Payable	HILLTOP REFRIGERATION INC	\$605.00	\$605.00	\$0.00
150420	07/13/2023	Reconciled		07/18/2023	Accounts Payable	HILLYER'S MID CITY FORD	\$5,020.50	\$5,020.50	\$0.00
150421	07/13/2023	Reconciled		08/03/2023	Accounts Payable	HOFFMAN PRESSURE WASHING	\$170.00	\$170.00	\$0.00
150422	07/13/2023	Reconciled		07/17/2023	Accounts Payable	IMMANUEL LUTHERAN CHURCH	\$25,000.00	\$25,000.00	\$0.00
150423	07/13/2023	Reconciled		07/24/2023	Accounts Payable	INFOSENSE, INC.	\$30,110.00	\$30,110.00	\$0.00
150424	07/13/2023	Reconciled		07/19/2023	Accounts Payable	INGRAM LIBRARY SERVICES	\$227.38	\$227.38	\$0.00
150425	07/13/2023	Reconciled		07/25/2023	Accounts Payable	INTERNATIONAL BRONZE PLAQUE CO	\$2,579.00	\$2,579.00	\$0.00
150426	07/13/2023	Reconciled		07/18/2023	Accounts Payable	JIMCO ELECTRICAL CONTRACTING INC	\$11,584.00	\$11,584.00	\$0.00
150427	07/13/2023	Reconciled		07/19/2023	Accounts Payable	JOHNSON, CINDA, LEANNE	\$900.00	\$900.00	\$0.00
150428	07/13/2023	Reconciled		07/24/2023	Accounts Payable	JOHNSON ECONOMICS LLC	\$8,383.75	\$8,383.75	\$0.00
150429	07/13/2023	Reconciled		07/19/2023	Accounts Payable	KITTELSON & ASSOC INC	\$370.00	\$370.00	\$0.00
150430	07/13/2023	Reconciled		07/17/2023	Accounts Payable	KNIFE RIVER CORP	\$110,612.97	\$110,612.97	\$0.00
150431	07/13/2023	Reconciled		07/20/2023	Accounts Payable	LANGUAGE LINE SERVICES INC	\$1.27	\$1.27	\$0.00
150432	07/13/2023	Voided	Event Cancellation	08/11/2023	Accounts Payable	LEADSONLINE LLC	\$3,773.00		
150433	07/13/2023	Reconciled		07/21/2023	Accounts Payable	LEAGUE OF OREGON CITIES	\$22,362.16	\$22,362.16	\$0.00
150434	07/13/2023	Reconciled		08/29/2023	Accounts Payable	LEASING SPECIALISTS LLC	\$400.00	\$400.00	\$0.00
150435	07/13/2023	Reconciled		07/19/2023	Accounts Payable	LEGACY MEDICAL GROUP	\$1,356.00	\$1,356.00	\$0.00
150436	07/13/2023	Reconciled		07/18/2023	Accounts Payable	LES SCHWAB TIRE CENTER	\$561.98	\$561.98	\$0.00
150437	07/13/2023	Reconciled		08/14/2023	Accounts Payable	LOPEZ, VERONICA, ROCIO REYES	\$450.00	\$450.00	\$0.00
150438	07/13/2023	Reconciled		07/19/2023	Accounts Payable	MADJEK INC	\$525.00	\$525.00	\$0.00
150439	07/13/2023	Reconciled		07/21/2023	Accounts Payable	MARION COUNTY FINANCE	\$6,477.00	\$6,477.00	\$0.00

Payment Register

From Payment Date: 2/1/2023 - To Payment Date: 2/29/2024

Number	Date	Status	Void Reason	Reconciled/ Voided Date	Source	Payee Name	Transaction Amount	Reconciled Amount	Difference
150440	07/13/2023	Reconciled		07/17/2023	Accounts Payable	MATERIAL FLOW & CONVEYOR SYS	\$1,619.00	\$1,619.00	\$0.00
150441	07/13/2023	Reconciled		07/20/2023	Accounts Payable	MECA EMPIRE	\$270.00	\$270.00	\$0.00
150442	07/13/2023	Reconciled		07/18/2023	Accounts Payable	METRO OVERHEAD DOOR	\$320.00	\$320.00	\$0.00
150443	07/13/2023	Reconciled		07/18/2023	Accounts Payable	METRO PRESORT	\$2,192.07	\$2,192.07	\$0.00
150444	07/13/2023	Reconciled		07/24/2023	Accounts Payable	MICRO TEL, INC	\$1,220.00	\$1,220.00	\$0.00
150445	07/13/2023	Reconciled		07/18/2023	Accounts Payable	MID WILLAMETTE VALLEY COG	\$16,031.00	\$16,031.00	\$0.00
150446	07/13/2023	Reconciled		07/21/2023	Accounts Payable	MID-WILLAMETTE VALLEY COMMUNITY ACTION AGENCY INC	\$5,000.00	\$5,000.00	\$0.00
150447	07/13/2023	Reconciled		07/19/2023	Accounts Payable	MIDWEST TAPE, LLC	\$1,406.41	\$1,406.41	\$0.00
150448	07/13/2023	Reconciled		07/18/2023	Accounts Payable	MULTIVERSE INTERPRETING INC	\$150.00	\$150.00	\$0.00
150449	07/13/2023	Reconciled		07/14/2023	Accounts Payable	NATALYS CONSTRUCTION LLC	\$4,950.00	\$4,950.00	\$0.00
150450	07/13/2023	Reconciled		07/18/2023	Accounts Payable	NET ASSETS CORPORATION	\$780.00	\$780.00	\$0.00
150451	07/13/2023	Reconciled		07/18/2023	Accounts Payable	NORTHWEST NATURAL GAS	\$7,165.92	\$7,165.92	\$0.00
150452	07/13/2023	Reconciled		07/19/2023	Accounts Payable	NORTHWEST SECURITY & AUTOMATION, LLC dba INNOVA NW	\$5,585.70	\$5,585.70	\$0.00
150453	07/13/2023	Reconciled		07/20/2023	Accounts Payable	OFFICE DEPOT	\$1,044.56	\$1,044.56	\$0.00
150454	07/13/2023	Reconciled		07/18/2023	Accounts Payable	OR DEPT OF REVENUE	\$20,911.92	\$20,911.92	\$0.00
150455	07/13/2023	Reconciled		07/21/2023	Accounts Payable	OREGON CITY/COUNTY MANAGEMENT ASSOCIATION	\$400.00	\$400.00	\$0.00
150456	07/13/2023	Reconciled		07/18/2023	Accounts Payable	OREGON DEPT OF CONSUMER & BUS SERV	\$24,455.36	\$24,455.36	\$0.00
150457	07/13/2023	Reconciled		07/27/2023	Accounts Payable	OREGON LIBRARY ASSOCIATION	\$1,000.00	\$1,000.00	\$0.00
150458	07/13/2023	Reconciled		07/18/2023	Accounts Payable	OREGON PORTABLE TOILETS LLC	\$1,110.00	\$1,110.00	\$0.00
150459	07/13/2023	Reconciled		07/19/2023	Accounts Payable	OTAK, INC, AN OREGON CORPORATION	\$4,150.00	\$4,150.00	\$0.00
150460	07/13/2023	Reconciled		07/17/2023	Accounts Payable	PAMPLIN MEDIA GROUP	\$65.00	\$65.00	\$0.00
150461	07/13/2023	Reconciled		08/02/2023	Accounts Payable	PEREZ 1 PEST CONTROL INC	\$345.00	\$345.00	\$0.00
150462	07/13/2023	Reconciled		07/17/2023	Accounts Payable	PETROCARD	\$6,782.90	\$6,782.90	\$0.00
150463	07/13/2023	Reconciled		07/17/2023	Accounts Payable	PHENOVA INC	\$92.00	\$92.00	\$0.00
150464	07/13/2023	Reconciled		07/19/2023	Accounts Payable	PLATT ELECTRIC SUPPLY	\$6,212.50	\$6,212.50	\$0.00
150465	07/13/2023	Reconciled		07/20/2023	Accounts Payable	PORTLAND GENERAL ELECTRIC	\$108,453.42	\$108,453.42	\$0.00
150466	07/13/2023	Reconciled		07/27/2023	Accounts Payable	PREGAME INC	\$4,800.00	\$4,800.00	\$0.00
150467	07/13/2023	Reconciled		07/18/2023	Accounts Payable	PROFESSIONAL CREDIT SERVICE	\$124.13	\$124.13	\$0.00
150468	07/13/2023	Reconciled		07/17/2023	Accounts Payable	PROFESSIONAL INTERPRETERS, INC	\$90.00	\$90.00	\$0.00
150469	07/13/2023	Reconciled		07/20/2023	Accounts Payable	QUADIENT FINANCE USA, INC.	\$834.06	\$834.06	\$0.00
150470	07/13/2023	Reconciled		07/14/2023	Accounts Payable	QUINTERO, FRANCISCO	\$5,050.00	\$5,050.00	\$0.00
150471	07/13/2023	Reconciled		07/24/2023	Accounts Payable	REDFLEX TRAFFIC SYSTEMS INC	\$13,878.00	\$13,878.00	\$0.00
150472	07/13/2023	Reconciled		08/02/2023	Accounts Payable	ROBINSON, JOANNE	\$400.00	\$400.00	\$0.00
150473	07/13/2023	Reconciled		07/20/2023	Accounts Payable	ROW CONSULTANTS LLC	\$7,421.00	\$7,421.00	\$0.00
150474	07/13/2023	Reconciled		07/17/2023	Accounts Payable	SEDCOR	\$3,025.00	\$3,025.00	\$0.00
150475	07/13/2023	Reconciled		07/17/2023	Accounts Payable	SHELLIE R. ANDERSON dba TYPE A PRODUCTIONS LLC	\$2,000.00	\$2,000.00	\$0.00
150476	07/13/2023	Reconciled		07/21/2023	Accounts Payable	SIERRA SPRINGS	\$88.94	\$88.94	\$0.00
150477	07/13/2023	Reconciled		07/18/2023	Accounts Payable	SIMON'S PAINTING CORP	\$1,800.00	\$1,800.00	\$0.00
150478	07/13/2023	Reconciled		07/25/2023	Accounts Payable	STATE INDUSTRIAL PRODUCTS	\$2,442.40	\$2,442.40	\$0.00
150479	07/13/2023	Reconciled		07/18/2023	Accounts Payable	STEELE ELECTRIC LLC	\$803.25	\$803.25	\$0.00
150480	07/13/2023	Reconciled		07/25/2023	Accounts Payable	STORMWIND LLC	\$5,000.00	\$5,000.00	\$0.00
150481	07/13/2023	Reconciled		07/26/2023	Accounts Payable	STULTZ, CURTIS	\$144.91	\$144.91	\$0.00

Payment Register

From Payment Date: 2/1/2023 - To Payment Date: 2/29/2024

Number	Date	Status	Void Reason	Reconciled/ Voided Date	Source	Payee Name	Transaction Amount	Reconciled Amount	Difference
150482	07/13/2023	Reconciled		07/20/2023	Accounts Payable	TRANSUNION RISK AND ALTERNATIVE DATA SOLUTIONS INC	\$325.00	\$325.00	\$0.00
150483	07/13/2023	Reconciled		07/24/2023	Accounts Payable	TRUGREEN COMMERCIAL	\$374.95	\$374.95	\$0.00
150484	07/13/2023	Reconciled		07/20/2023	Accounts Payable	TYLER TECHNOLOGIES INC	\$189,796.21	\$189,796.21	\$0.00
150485	07/13/2023	Reconciled		07/21/2023	Accounts Payable	VICTORY CLEANING SERVICES LLC	\$3,600.00	\$3,600.00	\$0.00
150486	07/13/2023	Reconciled		07/17/2023	Accounts Payable	WALKER, RENA	\$443.44	\$443.44	\$0.00
150487	07/13/2023	Reconciled		07/19/2023	Accounts Payable	WAVE BROADBAND	\$300.83	\$300.83	\$0.00
150488	07/13/2023	Reconciled		07/18/2023	Accounts Payable	WESTERN DISPLAY FIREWORKS LTD	\$5,500.00	\$5,500.00	\$0.00
150489	07/13/2023	Reconciled		07/27/2023	Accounts Payable	WHA INSURANCE AGENCY INC	\$10,000.00	\$10,000.00	\$0.00
150490	07/13/2023	Reconciled		07/28/2023	Accounts Payable	WOODBURN SCHOOL DIST 103C	\$28,924.04	\$28,924.04	\$0.00
150491	07/13/2023	Reconciled		07/31/2023	Accounts Payable	WOODBURN VETERINARY CLINIC PC	\$380.88	\$380.88	\$0.00
150492	07/13/2023	Reconciled		07/18/2023	Accounts Payable	YES GRAPHICS PRINTING CO. INC.	\$960.00	\$960.00	\$0.00
150493	07/13/2023	Reconciled		07/26/2023	Accounts Payable	BELTRAN-JACKSON, CASSANDRA, MARIA	\$64.00	\$64.00	\$0.00
150494	07/13/2023	Open			Accounts Payable	CHAO, JESSICA	\$5.00		
150495	07/13/2023	Open			Accounts Payable	CHAVEZ, GABRIELA , MEZA	\$2.00		
150496	07/13/2023	Reconciled		07/19/2023	Accounts Payable	CHENAULT, MAQDISON , LOUISE	\$64.00	\$64.00	\$0.00
150497	07/13/2023	Reconciled		07/18/2023	Accounts Payable	COOPER, LAURIE, ZAUNER	\$64.00	\$64.00	\$0.00
150498	07/13/2023	Reconciled		07/24/2023	Accounts Payable	ESCOBAR, GENESSIS	\$25.00	\$25.00	\$0.00
150499	07/13/2023	Reconciled		07/18/2023	Accounts Payable	FURNISS, ISAAC	\$276.00	\$276.00	\$0.00
150500	07/13/2023	Reconciled		07/26/2023	Accounts Payable	GIMBY JR, JOHN , ROBERT	\$64.00	\$64.00	\$0.00
150501	07/13/2023	Reconciled		07/18/2023	Accounts Payable	HOLT HOMES	\$85.00	\$85.00	\$0.00
150502	07/13/2023	Reconciled		07/20/2023	Accounts Payable	LINHNHI, ANNA, VU	\$137.00	\$137.00	\$0.00
150503	07/13/2023	Reconciled		07/24/2023	Accounts Payable	MASCARENHAS, RICHARD	\$165.00	\$165.00	\$0.00
150504	07/13/2023	Reconciled		10/30/2023	Accounts Payable	MATSUMURA, ANDREA, LORAN	\$64.00	\$64.00	\$0.00
150505	07/13/2023	Open			Accounts Payable	MCCLATCHEY, DAVID, GRADY	\$33.00		
150506	07/13/2023	Reconciled		08/08/2023	Accounts Payable	MOORE, TOMMY	\$1,992.00	\$1,992.00	\$0.00
150507	07/13/2023	Open			Accounts Payable	ORDUNA CID, ANGEL, LUIS	\$0.55		
150508	07/13/2023	Reconciled		07/25/2023	Accounts Payable	RIVERA, DANIEL, LEZAMA	\$20.00	\$20.00	\$0.00
150509	07/13/2023	Open			Accounts Payable	RODRIGUEZ, EVARISTO	\$1.00		
150510	07/13/2023	Reconciled		07/24/2023	Accounts Payable	SVELA, BRUCE, POOLE	\$64.00	\$64.00	\$0.00
150511	07/13/2023	Reconciled		07/18/2023	Accounts Payable	SVELA, DONNA	\$1,275.00	\$1,275.00	\$0.00
150512	07/13/2023	Reconciled		07/28/2023	Accounts Payable	TOMBLESON, DAYN	\$125.00	\$125.00	\$0.00
150513	07/14/2023	Reconciled		07/17/2023	Accounts Payable	A RAY OF HOPE TODAY!	\$10,000.00	\$10,000.00	\$0.00
150514	07/20/2023	Reconciled		07/20/2023	Accounts Payable	ADVANCED RV PAINTING & REP LLC	\$6,582.56	\$6,582.56	\$0.00
150515	07/20/2023	Reconciled		07/31/2023	Accounts Payable	MARION COUNTY SHERIFFS OFFICE	\$50.00	\$50.00	\$0.00
150516	07/27/2023	Voided/Reissued	Event Cancellation	07/28/2023	Accounts Payable	911 SUPPLY	\$735.82		
150517	07/27/2023	Voided/Reissued	Event Cancellation	07/28/2023	Accounts Payable	A & E IMAGING INC	\$210.00		
150518	07/27/2023	Voided/Reissued	Event Cancellation	07/28/2023	Accounts Payable	A TO Z PARTY RENTAL	\$1,132.46		
150519	07/27/2023	Voided/Reissued	Event Cancellation	07/28/2023	Accounts Payable	IRGAS USA LLC	\$360.62		
150520	07/27/2023	Voided/Reissued	Event Cancellation	07/28/2023	Accounts Payable	AMAZON CAPITAL SERVICES, INC	\$1,059.80		
150521	07/27/2023	Voided/Reissued	Event Cancellation	07/28/2023	Accounts Payable	ANDREW MICHAEL MILLER dba MILLER LAND SURVEYING LL	\$1,300.00		
150522	07/27/2023	Voided/Reissued	Event Cancellation	07/28/2023	Accounts Payable	APEX LABORATORIES LLC	\$60.00		
150523	07/27/2023	Voided/Reissued	Event Cancellation	07/28/2023	Accounts Payable	BLUE SPRUCE BUILDERS, INC.	\$115,000.00		

Payment Register

From Payment Date: 2/1/2023 - To Payment Date: 2/29/2024

Number	Date	Status	Void Reason	Reconciled/ Voided Date	Source	Payee Name	Transaction Amount	Reconciled Amount	Difference
150524	07/27/2023	Voided/Reissued	Event Cancellation	07/28/2023	Accounts Payable	BMI BACKFLOW MANAGEMENT INC	\$530.00		
150525	07/27/2023	Voided/Reissued	Event Cancellation	07/28/2023	Accounts Payable	BOWERS, JARROD	\$250.00		
150526	07/27/2023	Voided/Reissued	Event Cancellation	07/28/2023	Accounts Payable	BRETTHAUER OIL COMPANY	\$1,222.33		
150527	07/27/2023	Voided/Reissued	Event Cancellation	07/28/2023	Accounts Payable	CASCADE COLUMBIA DIST CO	\$18,738.28		
150528	07/27/2023	Voided/Reissued	Event Cancellation	07/28/2023	Accounts Payable	CASCADE MOTO PORTLAND, LLC	\$3,288.13		
150529	07/27/2023	Voided/Reissued	Event Cancellation	07/28/2023	Accounts Payable	CDW GOVERNMENT INC	\$3,792.03		
150530	07/27/2023	Voided/Reissued	Event Cancellation	07/28/2023	Accounts Payable	CHEMEKETA COMMUNITY COLLEGE	\$98.50		
150531	07/27/2023	Voided/Reissued	Event Cancellation	07/28/2023	Accounts Payable	CINTAS CORPORATION - 463	\$749.33		
150532	07/27/2023	Voided/Reissued	Event Cancellation	07/28/2023	Accounts Payable	CLIMA-TECH INC	\$949.45		
150533	07/27/2023	Voided/Reissued	Event Cancellation	07/28/2023	Accounts Payable	COMPUTER MGMT INT'L	\$16,185.00		
150534	07/27/2023	Voided/Reissued	Event Cancellation	07/28/2023	Accounts Payable	CONSOR NORTH AMERICA, INC.	\$28,877.85		
150535	07/27/2023	Voided/Reissued	Event Cancellation	07/28/2023	Accounts Payable	COUNTRY COTTAGE RESTAURANT LLC	\$1,575.00		
150536	07/27/2023	Voided/Reissued	Event Cancellation	07/28/2023	Accounts Payable	COVERALL NORTH AMERICA INC	\$1,023.00		
150537	07/27/2023	Voided/Reissued	Event Cancellation	07/28/2023	Accounts Payable	CROWLEY & SON SECURITY SYSTEMS	\$240.00		
150538	07/27/2023	Voided/Reissued	Event Cancellation	07/28/2023	Accounts Payable	CUOMO, JESSE	\$44.99		
150539	07/27/2023	Voided/Reissued	Event Cancellation	07/28/2023	Accounts Payable	DAILY JOURNAL OF COMMERCE	\$232.32		
150540	07/27/2023	Voided/Reissued	Event Cancellation	07/28/2023	Accounts Payable	DARKTRACE HOLDINGS LTD	\$25,143.00		
150541	07/27/2023	Voided/Reissued	Event Cancellation	07/28/2023	Accounts Payable	DECA ARCHITECTURE INC	\$4,509.42		
150542	07/27/2023	Voided/Reissued	Event Cancellation	07/28/2023	Accounts Payable	DELPHIA CONSULTING, LLC	\$832.10		
150543	07/27/2023	Voided/Reissued	Event Cancellation	07/28/2023	Accounts Payable	DERICKSON, SCOTT	\$1,026.19		
150544	07/27/2023	Voided/Reissued	Event Cancellation	07/28/2023	Accounts Payable	DOOLEY ENTERPRISES INC	\$8,452.32		
150545	07/27/2023	Voided/Reissued	Event Cancellation	07/28/2023	Accounts Payable	DURAN, EMILY	\$419.86		
150546	07/27/2023	Voided/Reissued	Event Cancellation	07/28/2023	Accounts Payable	EAGLE-ELSNER, INC.	\$4,641.00		
150547	07/27/2023	Voided/Reissued	Event Cancellation	07/28/2023	Accounts Payable	EQUIPMENT DEPOT NORTHWEST dba NORLIFT OF OREGON	\$1,542.01		
150548	07/27/2023	Voided/Reissued	Event Cancellation	07/28/2023	Accounts Payable	EVERYTHING EVENTS INC DBA SPECIAL OCCASIONS	\$830.26		
150549	07/27/2023	Voided/Reissued	Event Cancellation	07/28/2023	Accounts Payable	FAULHABER, BETH	\$32.23		
150550	07/27/2023	Voided/Reissued	Event Cancellation	07/28/2023	Accounts Payable	FEDERAL EXPRESS CORP	\$8.17		
150551	07/27/2023	Voided/Reissued	Event Cancellation	07/28/2023	Accounts Payable	FERGUSON ENTP. DBA POLLARDWATER	\$1,344.85		
150552	07/27/2023	Voided/Reissued	Event Cancellation	07/28/2023	Accounts Payable	GALE/CENGAGE LEARNING	\$227.62		
150553	07/27/2023	Voided/Reissued	Event Cancellation	07/28/2023	Accounts Payable	GEVEKO MARKINGS INC	\$443.22		
150554	07/27/2023	Voided/Reissued	Event Cancellation	07/28/2023	Accounts Payable	GMV SYNCROMATICS	\$6,615.00		
150555	07/27/2023	Voided/Reissued	Event Cancellation	07/28/2023	Accounts Payable	HILLTOP REFRIGERATION INC	\$320.00		
150556	07/27/2023	Voided/Reissued	Event Cancellation	07/28/2023	Accounts Payable	INGRAM LIBRARY SERVICES	\$1,167.10		
150557	07/27/2023	Voided/Reissued	Event Cancellation	07/28/2023	Accounts Payable	INTERNATIONAL CODE COUNCIL	\$836.06		
150558	07/27/2023	Voided/Reissued	Event Cancellation	07/28/2023	Accounts Payable	JACKED CO.	\$2,128.47		
150559	07/27/2023	Voided/Reissued	Event Cancellation	07/28/2023	Accounts Payable	KNIFE RIVER CORP	\$947,166.34		
150560	07/27/2023	Voided/Reissued	Event Cancellation	07/28/2023	Accounts Payable	LANGUAGE TESTING INTERNATIONAL INC	\$73.00		
150561	07/27/2023	Voided/Reissued	Event Cancellation	07/28/2023	Accounts Payable	LEAGUE OF OREGON CITIES	\$1,920.00		
150562	07/27/2023	Voided/Reissued	Event Cancellation	07/28/2023	Accounts Payable	LEGACY MEDICAL GROUP	\$590.00		
150563	07/27/2023	Voided/Reissued	Event Cancellation	07/28/2023	Accounts Payable	LOOMIS	\$343.60		
150564	07/27/2023	Voided/Reissued	Event Cancellation	07/28/2023	Accounts Payable	LOVE INC OF NORTH MARION COUNTY	\$10,000.00		
150565	07/27/2023	Voided/Reissued	Event Cancellation	07/28/2023	Accounts Payable	MANO A MANO FAMILY CENTER	\$1,625.00		

Payment Register

From Payment Date: 2/1/2023 - To Payment Date: 2/29/2024

Number	Date	Status	Void Reason	Reconciled/ Voided Date	Source	Payee Name	Transaction Amount	Reconciled Amount	Difference
150566	07/27/2023	Voided/Reissued	Event Cancellation	07/28/2023	Accounts Payable	METCOM	\$44,758.85		
150567	07/27/2023	Voided/Reissued	Event Cancellation	07/28/2023	Accounts Payable	METRO PRESORT	\$2,268.36		
150568	07/27/2023	Voided/Reissued	Event Cancellation	07/28/2023	Accounts Payable	MICHAEL JAMES ANDERLY dba ANDERLY AND SONS LLC	\$150.00		
150569	07/27/2023	Voided/Reissued	Event Cancellation	07/28/2023	Accounts Payable	MIDWEST TAPE, LLC	\$74.95		
150570	07/27/2023	Voided/Reissued	Event Cancellation	07/28/2023	Accounts Payable	MULTIVERSE INTERPRETING INC	\$575.00		
150571	07/27/2023	Voided/Reissued	Event Cancellation	07/28/2023	Accounts Payable	NATALYS CONSTRUCTION LLC	\$20,000.00		
150572	07/27/2023	Voided/Reissued	Event Cancellation	07/28/2023	Accounts Payable	NATIONAL REC & PARK ASSO	\$470.00		
150573	07/27/2023	Voided/Reissued	Event Cancellation	07/28/2023	Accounts Payable	NATIONAL TESTING NETWORK, INC	\$500.00		
150574	07/27/2023	Voided/Reissued	Event Cancellation	07/28/2023	Accounts Payable	OFFICE DEPOT	\$149.14		
150575	07/27/2023	Voided/Reissued	Event Cancellation	07/28/2023	Accounts Payable	ONE CALL CONCEPTS INC	\$319.20		
150576	07/27/2023	Voided/Reissued	Event Cancellation	07/28/2023	Accounts Payable	OR DEPT OF TRANSPORTATION	\$65.11		
150577	07/27/2023	Voided/Reissued	Event Cancellation	07/28/2023	Accounts Payable	OREGON ASSOCIATION OF GOVERNMENT TECHNOLOGY MANGMT	\$200.00		
150578	07/27/2023	Voided/Reissued	Event Cancellation	07/28/2023	Accounts Payable	OREGON CITY/COUNTY MANAGEMENT ASSOCIATION	\$400.00		
150579	07/27/2023	Voided/Reissued	Event Cancellation	07/28/2023	Accounts Payable	OSCAR LUNDEEN INC	\$199.75		
150580	07/27/2023	Voided/Reissued	Event Cancellation	07/28/2023	Accounts Payable	PEREZ 1 PEST CONTROL INC	\$675.00		
150581	07/27/2023	Voided/Reissued	Event Cancellation	07/28/2023	Accounts Payable	PETROCARD	\$3,515.59		
150582	07/27/2023	Voided/Reissued	Event Cancellation	07/28/2023	Accounts Payable	PROGRESS SOFTWARE CORPORATION	\$1,380.00		
150583	07/27/2023	Voided/Reissued	Event Cancellation	07/28/2023	Accounts Payable	QUADIENT FINANCE USA, INC.	\$397.70		
150584	07/27/2023	Voided/Reissued	Event Cancellation	07/28/2023	Accounts Payable	RAPIDWRISTBANDS.COM	\$400.00		
150585	07/27/2023	Voided/Reissued	Event Cancellation	07/28/2023	Accounts Payable	RITZ SAFETY LLC	\$269.24		
150586	07/27/2023	Voided/Reissued	Event Cancellation	07/28/2023	Accounts Payable	ROTARY CLUB OF WOODBURN	\$610.00		
150587	07/27/2023	Voided/Reissued	Event Cancellation	07/28/2023	Accounts Payable	S & O REHAB LLC	\$26,172.66		
150588	07/27/2023	Voided/Reissued	Event Cancellation	07/28/2023	Accounts Payable	SALEM LASER ENGRAVING	\$120.00		
150589	07/27/2023	Voided/Reissued	Event Cancellation	07/28/2023	Accounts Payable	SHADRIN, ANDRON	\$597.00		
150590	07/27/2023	Voided/Reissued	Event Cancellation	07/28/2023	Accounts Payable	SIERRA SPRINGS	\$80.95		
150591	07/27/2023	Voided/Reissued	Event Cancellation	07/28/2023	Accounts Payable	STATE INDUSTRIAL PRODUCTS	\$457.83		
150592	07/27/2023	Voided/Reissued	Event Cancellation	07/28/2023	Accounts Payable	STEELE ELECTRIC LLC	\$119.85		
150593	07/27/2023	Voided/Reissued	Event Cancellation	07/28/2023	Accounts Payable	TECHNOLOGY INTEGRATION GROUP	\$2,463.63		
150594	07/27/2023	Voided/Reissued	Event Cancellation	07/28/2023	Accounts Payable	THE AUTOMATION GROUP INC	\$676.00		
150595	07/27/2023	Voided/Reissued	Event Cancellation	07/28/2023	Accounts Payable	THOMSON REUTERS-WEST PAYMENT CENTER	\$664.46		
150596	07/27/2023	Voided/Reissued	Event Cancellation	07/28/2023	Accounts Payable	TIMECLOCK PLUS, LLC	\$888.00		
150597	07/27/2023	Voided/Reissued	Event Cancellation	07/28/2023	Accounts Payable	ULINE	\$798.57		
150598	07/27/2023	Voided/Reissued	Event Cancellation	07/28/2023	Accounts Payable	US BANCORP ASSET MNGMNT dba PFM ASSET MNGMNT	\$8,075.32		
150599	07/27/2023	Voided/Reissued	Event Cancellation	07/28/2023	Accounts Payable	VERIZON WIRELESS	\$7,587.29		
150600	07/27/2023	Voided/Reissued	Event Cancellation	07/28/2023	Accounts Payable	WAXIE SANITARY SUPPLY	\$3,349.38		
150601	07/27/2023	Voided/Reissued	Event Cancellation	07/28/2023	Accounts Payable	WOODBURN SCHOOL DIST 103C	\$300.00		
150602	07/27/2023	Voided/Reissued	Event Cancellation	07/28/2023	Accounts Payable	WOODBURN VETERINARY CLINIC PC	\$35.60		
150603	07/27/2023	Voided/Reissued	Event Cancellation	07/28/2023	Accounts Payable	XYLEM WATER SOLUTIONS USA INC	\$14,969.76		
150604	07/27/2023	Voided/Reissued	Event Cancellation	07/28/2023	Accounts Payable	YES GRAPHICS PRINTING CO. INC.	\$1,118.00		
150605	07/28/2023	Reconciled		07/31/2023	Accounts Payable	911 SUPPLY	\$735.82	\$735.82	\$0.00

Payment Register

From Payment Date: 2/1/2023 - To Payment Date: 2/29/2024

Number	Date	Status	Void Reason	Reconciled/ Voided Date	Source	Payee Name	Transaction Amount	Reconciled Amount	Difference
150606	07/28/2023	Reconciled		08/01/2023	Accounts Payable	A & E IMAGING INC	\$210.00	\$210.00	\$0.00
150607	07/28/2023	Reconciled		08/14/2023	Accounts Payable	A TO Z PARTY RENTAL	\$1,132.46	\$1,132.46	\$0.00
150608	07/28/2023	Reconciled		08/02/2023	Accounts Payable	AIRGAS USA LLC	\$360.62	\$360.62	\$0.00
150609	07/28/2023	Reconciled		07/31/2023	Accounts Payable	AMAZON CAPITAL SERVICES, INC	\$1,059.80	\$1,059.80	\$0.00
150610	07/28/2023	Reconciled		08/17/2023	Accounts Payable	ANDREW MICHAEL MILLER dba MILLER LAND SURVEYING LL	\$1,300.00	\$1,300.00	\$0.00
150611	07/28/2023	Reconciled		08/01/2023	Accounts Payable	APEX LABORATORIES LLC	\$60.00	\$60.00	\$0.00
150612	07/28/2023	Reconciled		08/04/2023	Accounts Payable	BLUE SPRUCE BUILDERS, INC.	\$115,000.00	\$115,000.00	\$0.00
150613	07/28/2023	Reconciled		08/07/2023	Accounts Payable	BMI BACKFLOW MANAGEMENT INC	\$530.00	\$530.00	\$0.00
150614	07/28/2023	Reconciled		08/09/2023	Accounts Payable	BOWERS, JARROD	\$250.00	\$250.00	\$0.00
150615	07/28/2023	Reconciled		08/01/2023	Accounts Payable	BRETTHAUER OIL COMPANY	\$1,222.33	\$1,222.33	\$0.00
150616	07/28/2023	Reconciled		07/31/2023	Accounts Payable	CASCADE COLUMBIA DIST CO	\$18,738.28	\$18,738.28	\$0.00
150617	07/28/2023	Voided/Reissued	Destroyed	08/04/2023	Accounts Payable	CASCADE MOTO PORTLAND, LLC	\$3,288.13		
150618	07/28/2023	Reconciled		08/03/2023	Accounts Payable	CDW GOVERNMENT INC	\$3,792.03	\$3,792.03	\$0.00
150619	07/28/2023	Reconciled		08/16/2023	Accounts Payable	CHEMEKETA COMMUNITY COLLEGE	\$98.50	\$98.50	\$0.00
150620	07/28/2023	Reconciled		08/14/2023	Accounts Payable	CINTAS CORPORATION - 463	\$749.33	\$749.33	\$0.00
150621	07/28/2023	Reconciled		07/31/2023	Accounts Payable	CLIMA-TECH INC	\$949.45	\$949.45	\$0.00
150622	07/28/2023	Reconciled		08/03/2023	Accounts Payable	COMPUTER MGMT INT'L	\$16,185.00	\$16,185.00	\$0.00
150623	07/28/2023	Reconciled		07/31/2023	Accounts Payable	CONSOR NORTH AMERICA, INC.	\$28,877.85	\$28,877.85	\$0.00
150624	07/28/2023	Reconciled		08/04/2023	Accounts Payable	COUNTRY COTTAGE RESTAURANT LLC	\$1,575.00	\$1,575.00	\$0.00
150625	07/28/2023	Reconciled		08/01/2023	Accounts Payable	COVERALL NORTH AMERICA INC	\$1,023.00	\$1,023.00	\$0.00
150626	07/28/2023	Reconciled		08/01/2023	Accounts Payable	CROWLEY & SON SECURITY SYSTEMS	\$240.00	\$240.00	\$0.00
150627	07/28/2023	Reconciled		08/07/2023	Accounts Payable	CUOMO, JESSE	\$44.99	\$44.99	\$0.00
150628	07/28/2023	Reconciled		08/02/2023	Accounts Payable	DAILY JOURNAL OF COMMERCE	\$232.32	\$232.32	\$0.00
150629	07/28/2023	Reconciled		08/02/2023	Accounts Payable	DARKTRACE HOLDINGS LTD	\$25,143.00	\$25,143.00	\$0.00
150630	07/28/2023	Reconciled		08/02/2023	Accounts Payable	DECA ARCHITECTURE INC	\$4,509.42	\$4,509.42	\$0.00
150631	07/28/2023	Reconciled		08/08/2023	Accounts Payable	DELPHIA CONSULTING, LLC	\$832.10	\$832.10	\$0.00
150632	07/28/2023	Reconciled		08/01/2023	Accounts Payable	DERICKSON, SCOTT	\$1,026.19	\$1,026.19	\$0.00
150633	07/28/2023	Reconciled		08/04/2023	Accounts Payable	DOOLEY ENTERPRISES INC	\$8,452.32	\$8,452.32	\$0.00
150634	07/28/2023	Reconciled		08/01/2023	Accounts Payable	DURAN, EMILY	\$419.86	\$419.86	\$0.00
150635	07/28/2023	Reconciled		08/01/2023	Accounts Payable	EAGLE-ELSNER, INC.	\$4,641.00	\$4,641.00	\$0.00
150636	07/28/2023	Reconciled		07/31/2023	Accounts Payable	EQUIPMENT DEPOT NORTHWEST dba NORLIFT OF OREGON	\$1,542.01	\$1,542.01	\$0.00
150637	07/28/2023	Voided/Reissued	Destroyed	09/18/2023	Accounts Payable	EVERYTHING EVENTS INC DBA SPECIAL OCCASIONS	\$830.26		
150638	07/28/2023	Reconciled		08/02/2023	Accounts Payable	FAULHABER, BETH	\$32.23	\$32.23	\$0.00
150639	07/28/2023	Reconciled		08/04/2023	Accounts Payable	FEDERAL EXPRESS CORP	\$8.17	\$8.17	\$0.00
150640	07/28/2023	Reconciled		08/02/2023	Accounts Payable	FERGUSON ENTP. DBA POLLARDWATER	\$1,344.85	\$1,344.85	\$0.00
150641	07/28/2023	Reconciled		08/02/2023	Accounts Payable	GALE/CENGAGE LEARNING	\$227.62	\$227.62	\$0.00
150642	07/28/2023	Reconciled		08/07/2023	Accounts Payable	GEVEKO MARKINGS INC	\$443.22	\$443.22	\$0.00
150643	07/28/2023	Reconciled		08/10/2023	Accounts Payable	GMV SYNCROMATICS	\$6,615.00	\$6,615.00	\$0.00
150644	07/28/2023	Reconciled		08/02/2023	Accounts Payable	HILLTOP REFRIGERATION INC	\$320.00	\$320.00	\$0.00
150645	07/28/2023	Reconciled		08/03/2023	Accounts Payable	INGRAM LIBRARY SERVICES	\$1,167.10	\$1,167.10	\$0.00
150646	07/28/2023	Reconciled		08/02/2023	Accounts Payable	INTERNATIONAL CODE COUNCIL	\$836.06	\$836.06	\$0.00
150647	07/28/2023	Reconciled		07/31/2023	Accounts Payable	JACKED CO.	\$2,128.47	\$2,128.47	\$0.00
150648	07/28/2023	Reconciled		07/31/2023	Accounts Payable	KNIFE RIVER CORP	\$947,166.34	\$947,166.34	\$0.00

Payment Register

From Payment Date: 2/1/2023 - To Payment Date: 2/29/2024

Number	Date	Status	Void Reason	Reconciled/ Voided Date	Source	Payee Name	Transaction Amount	Reconciled Amount	Difference
150649	07/28/2023	Reconciled		08/07/2023	Accounts Payable	LANGUAGE TESTING INTERNATIONAL INC	\$73.00	\$73.00	\$0.00
150650	07/28/2023	Voided/Reissued	Destroyed	08/29/2023	Accounts Payable	LEAGUE OF OREGON CITIES	\$1,920.00		
150651	07/28/2023	Reconciled		07/31/2023	Accounts Payable	LEGACY MEDICAL GROUP	\$590.00	\$590.00	\$0.00
150652	07/28/2023	Reconciled		08/07/2023	Accounts Payable	LOOMIS	\$343.60	\$343.60	\$0.00
150653	07/28/2023	Reconciled		08/04/2023	Accounts Payable	LOVE INC OF NORTH MARION COUNTY	\$10,000.00	\$10,000.00	\$0.00
150654	07/28/2023	Reconciled		08/22/2023	Accounts Payable	MANO A MANO FAMILY CENTER	\$1,625.00	\$1,625.00	\$0.00
150655	07/28/2023	Reconciled		08/10/2023	Accounts Payable	METCOM	\$44,758.85	\$44,758.85	\$0.00
150656	07/28/2023	Reconciled		08/01/2023	Accounts Payable	METRO PRESORT	\$2,268.36	\$2,268.36	\$0.00
150657	07/28/2023	Reconciled		07/31/2023	Accounts Payable	MICHAEL JAMES ANDERLY dba ANDERLY AND SONS LLC	\$150.00	\$150.00	\$0.00
150658	07/28/2023	Reconciled		08/02/2023	Accounts Payable	MIDWEST TAPE, LLC	\$74.95	\$74.95	\$0.00
150659	07/28/2023	Reconciled		07/31/2023	Accounts Payable	MULTIVERSE INTERPRETING INC	\$575.00	\$575.00	\$0.00
150660	07/28/2023	Reconciled		07/31/2023	Accounts Payable	NATALYS CONSTRUCTION LLC	\$20,000.00	\$20,000.00	\$0.00
150661	07/28/2023	Reconciled		08/02/2023	Accounts Payable	NATIONAL REC & PARK ASSO	\$470.00	\$470.00	\$0.00
150662	07/28/2023	Reconciled		08/01/2023	Accounts Payable	NATIONAL TESTING NETWORK, INC	\$500.00	\$500.00	\$0.00
150663	07/28/2023	Reconciled		08/04/2023	Accounts Payable	OFFICE DEPOT	\$149.14	\$149.14	\$0.00
150664	07/28/2023	Reconciled		08/02/2023	Accounts Payable	ONE CALL CONCEPTS INC	\$319.20	\$319.20	\$0.00
150665	07/28/2023	Reconciled		08/03/2023	Accounts Payable	OR DEPT OF TRANSPORTATION	\$65.11	\$65.11	\$0.00
150666	07/28/2023	Reconciled		08/07/2023	Accounts Payable	OREGON ASSOCIATION OF GOVERNMENT TECHNOLOGY MANGMT	\$200.00	\$200.00	\$0.00
150667	07/28/2023	Reconciled		08/17/2023	Accounts Payable	OREGON CITY/COUNTY MANAGEMENT ASSOCIATION	\$400.00	\$400.00	\$0.00
150668	07/28/2023	Reconciled		08/18/2023	Accounts Payable	OSCAR LUNDEEN INC	\$199.75	\$199.75	\$0.00
150669	07/28/2023	Reconciled		08/02/2023	Accounts Payable	PEREZ 1 PEST CONTROL INC	\$675.00	\$675.00	\$0.00
150670	07/28/2023	Reconciled		08/01/2023	Accounts Payable	PETROCARD	\$3,515.59	\$3,515.59	\$0.00
150671	07/28/2023	Reconciled		08/02/2023	Accounts Payable	PROGRESS SOFTWARE CORPORATION	\$1,380.00	\$1,380.00	\$0.00
150672	07/28/2023	Reconciled		08/04/2023	Accounts Payable	QUADIENT FINANCE USA, INC.	\$397.70	\$397.70	\$0.00
150673	07/28/2023	Reconciled		08/02/2023	Accounts Payable	RAPIDWRISTBANDS.COM	\$400.00	\$400.00	\$0.00
150674	07/28/2023	Reconciled		08/04/2023	Accounts Payable	RITZ SAFETY LLC	\$269.24	\$269.24	\$0.00
150675	07/28/2023	Reconciled		08/08/2023	Accounts Payable	ROTARY CLUB OF WOODBURN	\$610.00	\$610.00	\$0.00
150676	07/28/2023	Reconciled		08/01/2023	Accounts Payable	S & O REHAB LLC	\$26,172.66	\$26,172.66	\$0.00
150677	07/28/2023	Reconciled		08/04/2023	Accounts Payable	SALEM LASER ENGRAVING	\$120.00	\$120.00	\$0.00
150678	07/28/2023	Reconciled		09/07/2023	Accounts Payable	SHADRIN, ANDRON	\$597.00	\$597.00	\$0.00
150679	07/28/2023	Reconciled		08/07/2023	Accounts Payable	SIERRA SPRINGS	\$80.95	\$80.95	\$0.00
150680	07/28/2023	Reconciled		08/04/2023	Accounts Payable	STATE INDUSTRIAL PRODUCTS	\$457.83	\$457.83	\$0.00
150681	07/28/2023	Reconciled		07/31/2023	Accounts Payable	STEELE ELECTRIC LLC	\$119.85	\$119.85	\$0.00
150682	07/28/2023	Reconciled		08/01/2023	Accounts Payable	TECHNOLOGY INTEGRATION GROUP	\$2,463.63	\$2,463.63	\$0.00
150683	07/28/2023	Reconciled		07/31/2023	Accounts Payable	THE AUTOMATION GROUP INC	\$676.00	\$676.00	\$0.00
150684	07/28/2023	Reconciled		08/02/2023	Accounts Payable	THOMSON REUTERS-WEST PAYMENT CENTER	\$664.46	\$664.46	\$0.00
150685	07/28/2023	Reconciled		08/01/2023	Accounts Payable	TIMECLOCK PLUS, LLC	\$888.00	\$888.00	\$0.00
150686	07/28/2023	Reconciled		08/04/2023	Accounts Payable	ULINE	\$798.57	\$798.57	\$0.00
150687	07/28/2023	Reconciled		08/03/2023	Accounts Payable	US BANCORP ASSET MNGMNT dba PFM ASSET MNGMNT	\$8,075.32	\$8,075.32	\$0.00
150688	07/28/2023	Reconciled		08/07/2023	Accounts Payable	VERIZON WIRELESS	\$7,587.29	\$7,587.29	\$0.00

Payment Register

From Payment Date: 2/1/2023 - To Payment Date: 2/29/2024

Number	Date	Status	Void Reason	Reconciled/ Voided Date	Source	Payee Name	Transaction Amount	Reconciled Amount	Difference
150689	07/28/2023	Reconciled		08/01/2023	Accounts Payable	WAXIE SANITARY SUPPLY	\$3,349.38	\$3,349.38	\$0.00
150690	07/28/2023	Reconciled		08/14/2023	Accounts Payable	WOODBURN SCHOOL DIST 103C	\$300.00	\$300.00	\$0.00
150691	07/28/2023	Reconciled		08/22/2023	Accounts Payable	WOODBURN VETERINARY CLINIC PC	\$35.60	\$35.60	\$0.00
150692	07/28/2023	Reconciled		08/03/2023	Accounts Payable	XYLEM WATER SOLUTIONS USA INC	\$14,969.76	\$14,969.76	\$0.00
150693	07/28/2023	Reconciled		08/01/2023	Accounts Payable	YES GRAPHICS PRINTING CO. INC.	\$1,118.00	\$1,118.00	\$0.00
150694	08/04/2023	Reconciled		08/08/2023	Accounts Payable	CASCADE MOTO PORTLAND, LLC	\$3,288.13	\$3,288.13	\$0.00
150695	08/07/2023	Reconciled		08/14/2023	Utility Management Refund	ABELL, CONSTANCE	\$60.06	\$60.06	\$0.00
150696	08/07/2023	Reconciled		08/14/2023	Utility Management Refund	CENTURION REAL ESTATE MANAGEMENT LLC	\$44.40	\$44.40	\$0.00
150697	08/07/2023	Reconciled		08/17/2023	Utility Management Refund	GAVEA, NADIA	\$200.00	\$200.00	\$0.00
150698	08/07/2023	Voided/Reissued	Expired	12/08/2023	Utility Management Refund	GLOCKNER, GORDON	\$99.82		
150699	08/07/2023	Reconciled		08/16/2023	Utility Management Refund	LENNAR NW LLC	\$75.00	\$75.00	\$0.00
150700	08/07/2023	Reconciled		08/16/2023	Utility Management Refund	LENNAR NW LLC	\$75.00	\$75.00	\$0.00
150701	08/07/2023	Reconciled		09/06/2023	Utility Management Refund	MANN, DIANE	\$65.23	\$65.23	\$0.00
150702	08/07/2023	Reconciled		08/15/2023	Utility Management Refund	ROBERTS, ANDREA & SCOTT	\$49.86	\$49.86	\$0.00
150703	08/07/2023	Reconciled		08/29/2023	Utility Management Refund	TENNESSEE CABLE SERVICE, INC	\$62.48	\$62.48	\$0.00
150704	08/07/2023	Open			Utility Management Refund	TONA, DARARTU	\$60.06		
150705	08/07/2023	Reconciled		08/10/2023	Utility Management Refund	WOODBURN REAL PROPERTIES LLC	\$80.08	\$80.08	\$0.00
150706	08/11/2023	Reconciled		08/17/2023	Accounts Payable	A & A PEST CONTROL INC	\$108.00	\$108.00	\$0.00
150707	08/11/2023	Reconciled		08/16/2023	Accounts Payable	ACRANET CBS BRANCH	\$13.50	\$13.50	\$0.00
150708	08/11/2023	Reconciled		08/25/2023	Accounts Payable	ADT SECURITY SERVICES	\$75.98	\$75.98	\$0.00
150709	08/11/2023	Reconciled		08/18/2023	Accounts Payable	AIRGAS USA LLC	\$777.01	\$777.01	\$0.00
150710	08/11/2023	Reconciled		08/29/2023	Accounts Payable	ALBERT FLORES	\$1,200.00	\$1,200.00	\$0.00
150711	08/11/2023	Reconciled		08/21/2023	Accounts Payable	ALLDATA	\$1,500.00	\$1,500.00	\$0.00
150712	08/11/2023	Reconciled		08/21/2023	Accounts Payable	ALOHA SOUND LLC	\$4,150.00	\$4,150.00	\$0.00
150713	08/11/2023	Reconciled		08/16/2023	Accounts Payable	AMAZON CAPITAL SERVICES, INC	\$1,259.04	\$1,259.04	\$0.00
150714	08/11/2023	Reconciled		08/16/2023	Accounts Payable	ANDERSON, KARL	\$589.00	\$589.00	\$0.00
150715	08/11/2023	Reconciled		08/17/2023	Accounts Payable	ANGEL OCASIO'S COMEDY	\$400.00	\$400.00	\$0.00
150716	08/11/2023	Reconciled		08/16/2023	Accounts Payable	APEX MECHANICAL, LLC	\$13,729.40	\$13,729.40	\$0.00
150717	08/11/2023	Reconciled		08/25/2023	Accounts Payable	ARCHIVESOCIAL INC	\$5,988.00	\$5,988.00	\$0.00
150718	08/11/2023	Reconciled		08/21/2023	Accounts Payable	ASHLAND BROTHERS LANDSCAPES IN	\$1,348.75	\$1,348.75	\$0.00
150719	08/11/2023	Reconciled		01/02/2024	Accounts Payable	AVILA, FABRIZIO	\$178.06	\$178.06	\$0.00
150720	08/11/2023	Reconciled		08/17/2023	Accounts Payable	BATTERIES NORTHWEST	\$84.00	\$84.00	\$0.00
150721	08/11/2023	Reconciled		08/16/2023	Accounts Payable	BECKWITH & KUFFEL, INC.	\$2,512.75	\$2,512.75	\$0.00
150722	08/11/2023	Reconciled		08/17/2023	Accounts Payable	BIO-MED TESTING SERVICE	\$595.00	\$595.00	\$0.00
150723	08/11/2023	Reconciled		08/24/2023	Accounts Payable	BOYS & GIRLS CLUB OF SALEM	\$7,500.00	\$7,500.00	\$0.00
150724	08/11/2023	Reconciled		08/17/2023	Accounts Payable	BRETTHAUER OIL COMPANY	\$7,471.94	\$7,471.94	\$0.00
150725	08/11/2023	Reconciled		08/22/2023	Accounts Payable	CANBY TROPHIES & AWARDS	\$29.50	\$29.50	\$0.00

Payment Register

From Payment Date: 2/1/2023 - To Payment Date: 2/29/2024

Number	Date	Status	Void Reason	Reconciled/ Voided Date	Source	Payee Name	Transaction Amount	Reconciled Amount	Difference
150726	08/11/2023	Reconciled		08/16/2023	Accounts Payable	CASCADE COLUMBIA DIST CO	\$9,805.14	\$9,805.14	\$0.00
150727	08/11/2023	Reconciled		08/21/2023	Accounts Payable	CASCADE WATER WORKS INC	\$2,240.00	\$2,240.00	\$0.00
150728	08/11/2023	Reconciled		08/22/2023	Accounts Payable	CASTILLO, REY	\$2,800.00	\$2,800.00	\$0.00
150729	08/11/2023	Reconciled		08/21/2023	Accounts Payable	CESAR AYALA	\$500.00	\$500.00	\$0.00
150730	08/11/2023	Reconciled		08/29/2023	Accounts Payable	CINTAS CORPORATION - 463	\$2,099.13	\$2,099.13	\$0.00
150731	08/11/2023	Reconciled		08/21/2023	Accounts Payable	CLAIR COMPANY, INC	\$357.63	\$357.63	\$0.00
150732	08/11/2023	Reconciled		08/21/2023	Accounts Payable	CLAUDIA CRUZ MORALES	\$700.00	\$700.00	\$0.00
150733	08/11/2023	Reconciled		08/17/2023	Accounts Payable	CONSOLIDATED SUPPLY CO	\$1,105.02	\$1,105.02	\$0.00
150734	08/11/2023	Reconciled		08/22/2023	Accounts Payable	CONSOR NORTH AMERICA, INC.	\$432.00	\$432.00	\$0.00
150735	08/11/2023	Reconciled		08/21/2023	Accounts Payable	CORE & MAIN LP	\$9,400.00	\$9,400.00	\$0.00
150736	08/11/2023	Reconciled		08/21/2023	Accounts Payable	CREATIVE BUS SALES INC dba MODEL 1 COMMERCIAL VEHI, MODEL 1 COMMERCIAL , VEHICLES, INC	\$2,596.26	\$2,596.26	\$0.00
150737	08/11/2023	Reconciled		08/24/2023	Accounts Payable	CUOMO, JESSE	\$370.14	\$370.14	\$0.00
150738	08/11/2023	Reconciled		08/18/2023	Accounts Payable	DASH MEDICAL GLOVES, INC	\$400.85	\$400.85	\$0.00
150739	08/11/2023	Reconciled		08/18/2023	Accounts Payable	DASHER TECHNOLOGIES, A CONVERGE COMPANY	\$69,314.35	\$69,314.35	\$0.00
150740	08/11/2023	Reconciled		08/16/2023	Accounts Payable	DAVID M COREY PHD PC	\$1,190.00	\$1,190.00	\$0.00
150741	08/11/2023	Reconciled		08/16/2023	Accounts Payable	DAVISON AUTO PARTS, INC.	\$2,456.02	\$2,456.02	\$0.00
150742	08/11/2023	Reconciled		08/22/2023	Accounts Payable	DELL MARKETING LP	\$1,842.07	\$1,842.07	\$0.00
150743	08/11/2023	Reconciled		08/22/2023	Accounts Payable	DELPHIA CONSULTING, LLC	\$836.10	\$836.10	\$0.00
150744	08/11/2023	Reconciled		08/22/2023	Accounts Payable	DEMCO INC	\$156.59	\$156.59	\$0.00
150745	08/11/2023	Reconciled		08/21/2023	Accounts Payable	EVERYTHING EVENTS INC DBA SPECIAL OCCASIONS	\$3,833.00	\$3,833.00	\$0.00
150746	08/11/2023	Reconciled		08/25/2023	Accounts Payable	EVIDENT INC	\$383.31	\$383.31	\$0.00
150747	08/11/2023	Reconciled		08/21/2023	Accounts Payable	FEDERAL EXPRESS CORP	\$94.12	\$94.12	\$0.00
150748	08/11/2023	Reconciled		08/21/2023	Accounts Payable	FERGUSON ENTERPRISES INC	\$1,426.07	\$1,426.07	\$0.00
150749	08/11/2023	Reconciled		08/21/2023	Accounts Payable	FERGUSON ENTP. DBA POLLARDWATER	\$3,075.00	\$3,075.00	\$0.00
150750	08/11/2023	Reconciled		08/21/2023	Accounts Payable	FERNANDO SOTO MORALES	\$700.00	\$700.00	\$0.00
150751	08/11/2023	Reconciled		08/25/2023	Accounts Payable	FLASHALERT NEWSWIRE	\$240.00	\$240.00	\$0.00
150752	08/11/2023	Reconciled		08/21/2023	Accounts Payable	FLOYD, SHERMAN	\$500.00	\$500.00	\$0.00
150753	08/11/2023	Reconciled		08/21/2023	Accounts Payable	GALE/CENGAGE LEARNING	\$41.23	\$41.23	\$0.00
150754	08/11/2023	Reconciled		08/16/2023	Accounts Payable	GK MACHINE INC	\$29.30	\$29.30	\$0.00
150755	08/11/2023	Reconciled		08/21/2023	Accounts Payable	GONZALEZ, MARIO, A	\$900.00	\$900.00	\$0.00
150756	08/11/2023	Reconciled		08/22/2023	Accounts Payable	GONZALEZ, QUIRMO	\$400.00	\$400.00	\$0.00
150757	08/11/2023	Reconciled		08/16/2023	Accounts Payable	GORDON - G.T. & ASSOCIATES INC	\$2,258.00	\$2,258.00	\$0.00
150758	08/11/2023	Reconciled		08/21/2023	Accounts Payable	GRAINGER INC	\$335.40	\$335.40	\$0.00
150759	08/11/2023	Reconciled		08/28/2023	Accounts Payable	GUARDIAN ALLIANCE TECHNOLOGIES, INC.	\$90.00	\$90.00	\$0.00
150760	08/11/2023	Reconciled		08/21/2023	Accounts Payable	HARDY DIAGNOSTICS	\$40.41	\$40.41	\$0.00
150761	08/11/2023	Reconciled		09/08/2023	Accounts Payable	HD SUPPLY, INC dba USABLUBOOK	\$199.69	\$199.69	\$0.00
150762	08/11/2023	Reconciled		08/21/2023	Accounts Payable	HERC RENTALS INC	\$1,849.09	\$1,849.09	\$0.00
150763	08/11/2023	Reconciled		08/17/2023	Accounts Payable	HIGHWAY FUEL CO	\$1,263.20	\$1,263.20	\$0.00
150764	08/11/2023	Reconciled		08/21/2023	Accounts Payable	HILLYER'S MID CITY FORD	\$886.20	\$886.20	\$0.00
150765	08/11/2023	Reconciled		08/16/2023	Accounts Payable	HOFFMAN PRESSURE WASHING	\$730.00	\$730.00	\$0.00
150766	08/11/2023	Reconciled		08/21/2023	Accounts Payable	HYDROTEX PARTNERS, LTD	\$1,020.77	\$1,020.77	\$0.00
150767	08/11/2023	Reconciled		08/21/2023	Accounts Payable	IDEXX DISTRIBUTION CORP	\$973.08	\$973.08	\$0.00
150768	08/11/2023	Reconciled		08/21/2023	Accounts Payable	INDUSTRIAL BOLT & SUPPLY INC	\$223.12	\$223.12	\$0.00

Payment Register

From Payment Date: 2/1/2023 - To Payment Date: 2/29/2024

Number	Date	Status	Void Reason	Reconciled/ Voided Date	Source	Payee Name	Transaction Amount	Reconciled Amount	Difference
150769	08/11/2023	Reconciled		08/21/2023	Accounts Payable	INGRAM LIBRARY SERVICES	\$1,048.64	\$1,048.64	\$0.00
150770	08/11/2023	Reconciled		08/16/2023	Accounts Payable	JACKED CO.	\$1,216.27	\$1,216.27	\$0.00
150771	08/11/2023	Reconciled		08/22/2023	Accounts Payable	JEFF ELLIS & ASSOC INC	\$180.00	\$180.00	\$0.00
150772	08/11/2023	Reconciled		08/16/2023	Accounts Payable	JIMCO ELECTRICAL CONTRACTING INC	\$6,013.41	\$6,013.41	\$0.00
150773	08/11/2023	Reconciled		08/29/2023	Accounts Payable	JUAN JOSE LOEZA	\$500.00	\$500.00	\$0.00
150774	08/11/2023	Reconciled		08/16/2023	Accounts Payable	K&E EXCAVATING INC	\$168,013.94	\$168,013.94	\$0.00
150775	08/11/2023	Reconciled		08/31/2023	Accounts Payable	KEIL ENTERPRISES	\$249.00	\$249.00	\$0.00
150776	08/11/2023	Reconciled		09/07/2023	Accounts Payable	KEIZER OUTDOOR POWER EQUIP	\$786.50	\$786.50	\$0.00
150777	08/11/2023	Reconciled		08/16/2023	Accounts Payable	KNIFE RIVER CORP	\$9,840.62	\$9,840.62	\$0.00
150778	08/11/2023	Reconciled		08/23/2023	Accounts Payable	KPA SERVICES LLC	\$224.64	\$224.64	\$0.00
150779	08/11/2023	Reconciled		08/23/2023	Accounts Payable	KUSTOM KREATIONS	\$247.95	\$247.95	\$0.00
150780	08/11/2023	Reconciled		08/17/2023	Accounts Payable	LANE COUNCIL OF GOVERNMENT	\$1,752.00	\$1,752.00	\$0.00
150781	08/11/2023	Reconciled		08/21/2023	Accounts Payable	LEAGUE OF OREGON CITIES	\$810.00	\$810.00	\$0.00
150782	08/11/2023	Reconciled		08/21/2023	Accounts Payable	MANDOS MUNDO ENTERTAINMENT, LLC.	\$16,000.00	\$16,000.00	\$0.00
150783	08/11/2023	Reconciled		08/21/2023	Accounts Payable	MARIA ANTONIA ORTIZ-MEZA	\$8,000.00	\$8,000.00	\$0.00
150784	08/11/2023	Reconciled		09/05/2023	Accounts Payable	MARIA ELENA CORTES DURAN dba HUEHCA OMEYOCAN LLC	\$300.00	\$300.00	\$0.00
150785	08/11/2023	Reconciled		08/22/2023	Accounts Payable	MARIO SOTO LOPEZ	\$5,000.00	\$5,000.00	\$0.00
150786	08/11/2023	Reconciled		08/18/2023	Accounts Payable	MARION COUNTY FINANCE	\$6,632.20	\$6,632.20	\$0.00
150787	08/11/2023	Reconciled		08/17/2023	Accounts Payable	MARION POLK FOOD SHARE INC	\$693,120.00	\$693,120.00	\$0.00
150788	08/11/2023	Reconciled		08/22/2023	Accounts Payable	METRO PRESORT	\$1,286.31	\$1,286.31	\$0.00
150789	08/11/2023	Reconciled		08/21/2023	Accounts Payable	MIDWEST TAPE, LLC	\$50.96	\$50.96	\$0.00
150790	08/11/2023	Reconciled		08/17/2023	Accounts Payable	MONITORING NW LLC	\$102.00	\$102.00	\$0.00
150791	08/11/2023	Reconciled		08/17/2023	Accounts Payable	MULTIVERSE INTERPRETING INC	\$425.00	\$425.00	\$0.00
150792	08/11/2023	Reconciled		08/14/2023	Accounts Payable	NATALYS CONSTRUCTION LLC	\$44,824.00	\$44,824.00	\$0.00
150793	08/11/2023	Reconciled		08/23/2023	Accounts Payable	NATIONAL ASSOC OF TOWN WATCH	\$312.00	\$312.00	\$0.00
150794	08/11/2023	Reconciled		08/17/2023	Accounts Payable	NET ASSETS CORPORATION	\$675.00	\$675.00	\$0.00
150795	08/11/2023	Reconciled		08/17/2023	Accounts Payable	NORTHWEST PLAYGROUND EQUIPMENT	\$13,500.00	\$13,500.00	\$0.00
150796	08/11/2023	Reconciled		08/18/2023	Accounts Payable	NORTHWEST SURVEYING, INC.	\$600.00	\$600.00	\$0.00
150797	08/11/2023	Reconciled		08/16/2023	Accounts Payable	NUTRIEN AG SOLUTIONS INC	\$5,359.20	\$5,359.20	\$0.00
150798	08/11/2023	Reconciled		08/21/2023	Accounts Payable	OFFICE DEPOT	\$1,213.29	\$1,213.29	\$0.00
150799	08/11/2023	Reconciled		08/23/2023	Accounts Payable	ONE CALL CONCEPTS INC	\$274.40	\$274.40	\$0.00
150800	08/11/2023	Reconciled		08/16/2023	Accounts Payable	OP SIS ARCHITECTURE, LLP	\$2,415.75	\$2,415.75	\$0.00
150801	08/11/2023	Reconciled		08/16/2023	Accounts Payable	OR DEPT OF REVENUE	\$20,737.26	\$20,737.26	\$0.00
150802	08/11/2023	Reconciled		08/16/2023	Accounts Payable	OREGON CORRECTIONS ENTERPRISES	\$2,693.00	\$2,693.00	\$0.00
150803	08/11/2023	Reconciled		08/16/2023	Accounts Payable	OREGON YOUTH AUTHORITY	\$8,076.30	\$8,076.30	\$0.00
150804	08/11/2023	Reconciled		08/18/2023	Accounts Payable	OSCAR LUNDEEN INC	\$228.00	\$228.00	\$0.00
150805	08/11/2023	Reconciled		08/18/2023	Accounts Payable	OTAK, INC, AN OREGON CORPORATION	\$1,957.50	\$1,957.50	\$0.00
150806	08/11/2023	Reconciled		08/16/2023	Accounts Payable	PACIFIC EXCAVATION INC	\$210,588.94	\$210,588.94	\$0.00
150807	08/11/2023	Reconciled		08/16/2023	Accounts Payable	PAMPLIN MEDIA GROUP	\$65.00	\$65.00	\$0.00
150808	08/11/2023	Reconciled		08/16/2023	Accounts Payable	PATTON, SCOTT	\$84.30	\$84.30	\$0.00
150809	08/11/2023	Reconciled		09/05/2023	Accounts Payable	PEREZ 1 PEST CONTROL INC	\$745.00	\$745.00	\$0.00
150810	08/11/2023	Reconciled		08/16/2023	Accounts Payable	PERFORMANCE SYSTEMS INTEGRATION LLC	\$830.00	\$830.00	\$0.00
150811	08/11/2023	Reconciled		08/17/2023	Accounts Payable	PETERSON MACHINERY	\$2,454.79	\$2,454.79	\$0.00

Payment Register

From Payment Date: 2/1/2023 - To Payment Date: 2/29/2024

Number	Date	Status	Void Reason	Reconciled/ Voided Date	Source	Payee Name	Transaction Amount	Reconciled Amount	Difference
150812	08/11/2023	Reconciled		08/17/2023	Accounts Payable	PETROCARD	\$3,758.26	\$3,758.26	\$0.00
150813	08/11/2023	Reconciled		08/17/2023	Accounts Payable	PETTY CASH	\$9,500.00	\$9,500.00	\$0.00
150814	08/11/2023	Reconciled		08/18/2023	Accounts Payable	PHENOVA INC	\$91.00	\$91.00	\$0.00
150815	08/11/2023	Reconciled		08/16/2023	Accounts Payable	PHOENIX ASPHALT & MAIN CO dba SEALMASTER PORTLAND	\$13,190.42	\$13,190.42	\$0.00
150816	08/11/2023	Reconciled		08/23/2023	Accounts Payable	PIERSON, HEATHER	\$29.58	\$29.58	\$0.00
150817	08/11/2023	Reconciled		08/28/2023	Accounts Payable	PLAYAWAY PRODUCTS LLC	\$21.90	\$21.90	\$0.00
150818	08/11/2023	Reconciled		08/23/2023	Accounts Payable	PREGAME INC	\$4,800.00	\$4,800.00	\$0.00
150819	08/11/2023	Reconciled		08/31/2023	Accounts Payable	PRIMA OREGON CHAPTER	\$175.00	\$175.00	\$0.00
150820	08/11/2023	Voided	Wrong Vendor	09/12/2023	Accounts Payable	PUMP TECH SYSTEMS INC	\$7,913.62		
150821	08/11/2023	Reconciled		08/22/2023	Accounts Payable	QUADIENT FINANCE USA, INC.	\$685.28	\$685.28	\$0.00
150822	08/11/2023	Reconciled		08/14/2023	Accounts Payable	QUINTERO, FRANCISCO	\$5,000.00	\$5,000.00	\$0.00
150823	08/11/2023	Reconciled		08/16/2023	Accounts Payable	R.L. REIMERS COMPANY	\$58,314.00	\$58,314.00	\$0.00
150824	08/11/2023	Reconciled		08/30/2023	Accounts Payable	RAIN-REGIONAL AUTOMATED INFO	\$5,239.04	\$5,239.04	\$0.00
150825	08/11/2023	Reconciled		08/24/2023	Accounts Payable	RICHARD ALBECK DBA SUPPLY SOLUTIONS LLC, RICHARD, ALBECK DBA SUPPLY SO	\$957.50	\$957.50	\$0.00
150826	08/11/2023	Reconciled		08/21/2023	Accounts Payable	SASSAFRAS, LLC	\$5,308.00	\$5,308.00	\$0.00
150827	08/11/2023	Reconciled		08/14/2023	Accounts Payable	SAVAGE MUSIC ENTERTAINMENT, LLC	\$21,000.00	\$21,000.00	\$0.00
150828	08/11/2023	Reconciled		08/18/2023	Accounts Payable	SECRETARY OF STATE	\$40.00	\$40.00	\$0.00
150829	08/11/2023	Reconciled		08/22/2023	Accounts Payable	SIERRA SPRINGS	\$55.25	\$55.25	\$0.00
150830	08/11/2023	Reconciled		08/21/2023	Accounts Payable	SNAP-ON CREDIT LLC	\$62.41	\$62.41	\$0.00
150831	08/11/2023	Reconciled		08/18/2023	Accounts Payable	SOLUTIONS YES, LLC	\$1,631.18	\$1,631.18	\$0.00
150832	08/11/2023	Reconciled		08/17/2023	Accounts Payable	STARK STREET LAWN AND GARDEN	\$94.47	\$94.47	\$0.00
150833	08/11/2023	Reconciled		08/23/2023	Accounts Payable	STATE INDUSTRIAL PRODUCTS	\$1,747.89	\$1,747.89	\$0.00
150834	08/11/2023	Reconciled		08/16/2023	Accounts Payable	STEARNS, MATT	\$36.40	\$36.40	\$0.00
150835	08/11/2023	Reconciled		08/21/2023	Accounts Payable	TAE WON KANG	\$35,350.00	\$35,350.00	\$0.00
150836	08/11/2023	Reconciled		08/17/2023	Accounts Payable	TECHNOLOGY INTEGRATION GROUP	\$4,583.03	\$4,583.03	\$0.00
150837	08/11/2023	Reconciled		08/17/2023	Accounts Payable	THE POOL & SPA HOUSE	\$405.98	\$405.98	\$0.00
150838	08/11/2023	Reconciled		08/21/2023	Accounts Payable	THOMSON REUTERS-WEST PAYMENT CENTER	\$664.46	\$664.46	\$0.00
150839	08/11/2023	Reconciled		09/05/2023	Accounts Payable	TIMCLOCK PLUS, LLC	\$5,856.00	\$5,856.00	\$0.00
150840	08/11/2023	Reconciled		08/24/2023	Accounts Payable	TIMMONS GROUP, INC.	\$2,668.75	\$2,668.75	\$0.00
150841	08/11/2023	Reconciled		08/18/2023	Accounts Payable	TRANSUNION RISK AND ALTERNATIVE DATA SOLUTIONS INC	\$326.60	\$326.60	\$0.00
150842	08/11/2023	Reconciled		08/21/2023	Accounts Payable	TRI-MOTOR & MACHINERY CO INC	\$4,097.59	\$4,097.59	\$0.00
150843	08/11/2023	Reconciled		08/18/2023	Accounts Payable	TYLER TECHNOLOGIES INC	\$1,000.00	\$1,000.00	\$0.00
150844	08/11/2023	Reconciled		08/18/2023	Accounts Payable	TYR SPORT INC	\$523.74	\$523.74	\$0.00
150845	08/11/2023	Reconciled		08/21/2023	Accounts Payable	ULINE	\$478.96	\$478.96	\$0.00
150846	08/11/2023	Reconciled		08/16/2023	Accounts Payable	URZUA, MARICELA	\$433.66	\$433.66	\$0.00
150847	08/11/2023	Reconciled		08/17/2023	Accounts Payable	VIBRANT LIGHTING, INC dba EVERSHINE LIGHTING	\$4,695.00	\$4,695.00	\$0.00
150848	08/11/2023	Reconciled		08/21/2023	Accounts Payable	VICTORY CLEANING SERVICES LLC	\$1,800.00	\$1,800.00	\$0.00
150849	08/11/2023	Reconciled		08/17/2023	Accounts Payable	WALKER, RENA	\$161.13	\$161.13	\$0.00
150850	08/11/2023	Reconciled		08/18/2023	Accounts Payable	WALTER E NELSON CO	\$946.57	\$946.57	\$0.00

Payment Register

From Payment Date: 2/1/2023 - To Payment Date: 2/29/2024

Number	Date	Status	Void Reason	Reconciled/ Voided Date	Source	Payee Name	Transaction Amount	Reconciled Amount	Difference
150851	08/11/2023	Reconciled		08/17/2023	Accounts Payable	WAXIE SANITARY SUPPLY	\$2,425.54	\$2,425.54	\$0.00
150852	08/11/2023	Reconciled		08/18/2023	Accounts Payable	WILBUR ELLIS CO	\$2,809.24	\$2,809.24	\$0.00
150853	08/11/2023	Voided/Reissued	WRONG ADDRESS	09/06/2023	Accounts Payable	WOODBURN MASONIC TRUSTEES	\$50,000.00		
150854	08/11/2023	Reconciled		08/21/2023	Accounts Payable	YES GRAPHICS PRINTING CO. INC.	\$3,071.00	\$3,071.00	\$0.00
150855	08/11/2023	Reconciled		08/21/2023	Accounts Payable	ACHELE, CAROLYN, ANN	\$203.00	\$203.00	\$0.00
150856	08/11/2023	Reconciled		09/21/2023	Accounts Payable	AMERCO REAL ESTATE COMPANY	\$145.00	\$145.00	\$0.00
150857	08/11/2023	Reconciled		09/11/2023	Accounts Payable	ARREOLA, EMILY	\$70.00	\$70.00	\$0.00
150858	08/11/2023	Open			Accounts Payable	ARREOLA, EMILY	\$90.00		
150859	08/11/2023	Reconciled		08/22/2023	Accounts Payable	BARNES, ASASIA	\$20.00	\$20.00	\$0.00
150860	08/11/2023	Reconciled		08/28/2023	Accounts Payable	BETANCOURT, BENY	\$77.33	\$77.33	\$0.00
150861	08/11/2023	Reconciled		08/28/2023	Accounts Payable	BETANCOURT, BENY	\$310.47	\$310.47	\$0.00
150862	08/11/2023	Reconciled		08/25/2023	Accounts Payable	CARBAJAL, MARIO, RAMON	\$100.00	\$100.00	\$0.00
150863	08/11/2023	Reconciled		08/21/2023	Accounts Payable	CARLIN, JERE & VIKI	\$1,000.00	\$1,000.00	\$0.00
150864	08/11/2023	Reconciled		08/17/2023	Accounts Payable	CRUZ JOSE, JUAN , FERNANDO	\$53.00	\$53.00	\$0.00
150865	08/11/2023	Reconciled		08/17/2023	Accounts Payable	DOBSON, PENNY , DIANE	\$64.00	\$64.00	\$0.00
150866	08/11/2023	Reconciled		08/18/2023	Accounts Payable	DOUGLAS, SUSAN , ELLEN	\$137.00	\$137.00	\$0.00
150867	08/11/2023	Reconciled		08/17/2023	Accounts Payable	FORCIER, PEGGY	\$500.00	\$500.00	\$0.00
150868	08/11/2023	Reconciled		08/21/2023	Accounts Payable	FOUR SEASON HEATING & AIR CONDITIONING	\$80.64	\$80.64	\$0.00
150869	08/11/2023	Reconciled		08/17/2023	Accounts Payable	HASCALL, RICHARD & JOAN	\$2,288.00	\$2,288.00	\$0.00
150870	08/11/2023	Reconciled		08/22/2023	Accounts Payable	JONES, HEATHER, LEE	\$196.00	\$196.00	\$0.00
150871	08/11/2023	Reconciled		08/16/2023	Accounts Payable	LUCAS, RICHARD, MICHAEL	\$137.00	\$137.00	\$0.00
150872	08/11/2023	Reconciled		08/17/2023	Accounts Payable	LYNCH, KAMERON, CHRISTIAN	\$33.00	\$33.00	\$0.00
150873	08/11/2023	Reconciled		08/23/2023	Accounts Payable	MARTINEZ, BENJAMIN, LEWIS	\$64.00	\$64.00	\$0.00
150874	08/11/2023	Reconciled		08/24/2023	Accounts Payable	MORAN, MARTHA	\$40.00	\$40.00	\$0.00
150875	08/11/2023	Reconciled		08/21/2023	Accounts Payable	MOZUCH, KRISTEN , LEIGH	\$137.00	\$137.00	\$0.00
150876	08/11/2023	Open			Accounts Payable	PACE, ANNA, MARIE	\$218.00		
150877	08/11/2023	Reconciled		09/25/2023	Accounts Payable	PALMER, SHAWN , MICHAEL	\$50.00	\$50.00	\$0.00
150878	08/11/2023	Reconciled		08/16/2023	Accounts Payable	PLAZA CENTER LLC	\$3,675.00	\$3,675.00	\$0.00
150879	08/11/2023	Reconciled		08/16/2023	Accounts Payable	PRESTON, STEVEN, KENNETH	\$64.00	\$64.00	\$0.00
150880	08/11/2023	Reconciled		08/21/2023	Accounts Payable	REED, DANDIE , CHERIE	\$64.00	\$64.00	\$0.00
150881	08/11/2023	Open			Accounts Payable	RIVERA, ROSA	\$90.00		
150882	08/11/2023	Reconciled		11/08/2023	Accounts Payable	ROSTOCIL, CRYSTAL, ROSE	\$64.00	\$64.00	\$0.00
150883	08/11/2023	Reconciled		08/28/2023	Accounts Payable	STOFFEY, YVONNE	\$72.00	\$72.00	\$0.00
150884	08/11/2023	Reconciled		08/18/2023	Accounts Payable	THE SAUNDERS CO INC	\$1,077.26	\$1,077.26	\$0.00
150885	08/11/2023	Reconciled		09/11/2023	Accounts Payable	ZHARKOFF, LEONTI, PHILLIPOV	\$33.00	\$33.00	\$0.00
150886	08/14/2023	Reconciled		08/15/2023	Accounts Payable	STRICTLY BUSINESS-ONLINE LLC	\$10,305.00	\$10,305.00	\$0.00
150887	08/22/2023	Reconciled		08/23/2023	Accounts Payable	JONATHAN ELLIS	\$2,167.39	\$2,167.39	\$0.00
150888	08/24/2023	Reconciled		08/28/2023	Accounts Payable	911 SUPPLY	\$540.02	\$540.02	\$0.00
150889	08/24/2023	Reconciled		08/28/2023	Accounts Payable	A & A PEST CONTROL INC	\$108.00	\$108.00	\$0.00
150890	08/24/2023	Reconciled		09/12/2023	Accounts Payable	A RAY OF HOPE TODAY!	\$25.00	\$25.00	\$0.00
150891	08/24/2023	Reconciled		10/13/2023	Accounts Payable	ACTIVE MEDIA INC	\$3,620.70	\$3,620.70	\$0.00
150892	08/24/2023	Reconciled		08/30/2023	Accounts Payable	AIRGAS USA LLC	\$360.62	\$360.62	\$0.00
150893	08/24/2023	Reconciled		08/31/2023	Accounts Payable	AL'S GARDEN CENTER	\$50.00	\$50.00	\$0.00
150894	08/24/2023	Reconciled		08/28/2023	Accounts Payable	AMAZON CAPITAL SERVICES, INC	\$501.84	\$501.84	\$0.00
150895	08/24/2023	Reconciled		08/30/2023	Accounts Payable	AMERICAN RED CROSS & ITS CONSTITUENT CHAPTERS AND	\$1,115.54	\$1,115.54	\$0.00
150896	08/24/2023	Reconciled		09/01/2023	Accounts Payable	APEX LABORATORIES LLC	\$1,288.00	\$1,288.00	\$0.00
150897	08/24/2023	Reconciled		08/31/2023	Accounts Payable	BAKER & BAKER INC	\$63.95	\$63.95	\$0.00

Payment Register

From Payment Date: 2/1/2023 - To Payment Date: 2/29/2024

Number	Date	Status	Void Reason	Reconciled/ Voided Date	Source	Payee Name	Transaction Amount	Reconciled Amount	Difference
150898	08/24/2023	Reconciled		08/29/2023	Accounts Payable	BATTERIES NORTHWEST	\$259.02	\$259.02	\$0.00
150899	08/24/2023	Reconciled		08/28/2023	Accounts Payable	BIO-MED TESTING SERVICE	\$630.00	\$630.00	\$0.00
150900	08/24/2023	Reconciled		08/30/2023	Accounts Payable	BRETTHAUER OIL COMPANY	\$692.81	\$692.81	\$0.00
150901	08/24/2023	Reconciled		09/01/2023	Accounts Payable	CANBY TROPHIES & AWARDS	\$178.50	\$178.50	\$0.00
150902	08/24/2023	Reconciled		08/28/2023	Accounts Payable	CASCADE COLUMBIA DIST CO	\$5,044.90	\$5,044.90	\$0.00
150903	08/24/2023	Reconciled		08/31/2023	Accounts Payable	CDW GOVERNMENT INC	\$14,369.75	\$14,369.75	\$0.00
150904	08/24/2023	Reconciled		09/12/2023	Accounts Payable	CHMIELOWSKI, RENATA	\$83.95	\$83.95	\$0.00
150905	08/24/2023	Reconciled		09/11/2023	Accounts Payable	CINTAS CORPORATION - 463	\$404.41	\$404.41	\$0.00
150906	08/24/2023	Reconciled		08/29/2023	Accounts Payable	CIT BANK NA	\$4,901.32	\$4,901.32	\$0.00
150907	08/24/2023	Reconciled		08/29/2023	Accounts Payable	CONSERVATION TECHNIX INC	\$8,122.97	\$8,122.97	\$0.00
150908	08/24/2023	Reconciled		09/06/2023	Accounts Payable	CRAFCO INC	\$1,860.00	\$1,860.00	\$0.00
150909	08/24/2023	Reconciled		09/05/2023	Accounts Payable	CRIMINAL INFORMATION SERV INC	\$50.00	\$50.00	\$0.00
150910	08/24/2023	Reconciled		09/08/2023	Accounts Payable	CROWLEY & SON SECURITY SYSTEMS	\$240.00	\$240.00	\$0.00
150911	08/24/2023	Reconciled		09/05/2023	Accounts Payable	DAMEROW FORD	\$42,891.14	\$42,891.14	\$0.00
150912	08/24/2023	Reconciled		08/29/2023	Accounts Payable	DATAVISION COMMUNICATIONS	\$1,291.66	\$1,291.66	\$0.00
150913	08/24/2023	Reconciled		08/29/2023	Accounts Payable	DCC PROPANE, LLC dba PACER PROPANE	\$250.00	\$250.00	\$0.00
150914	08/24/2023	Reconciled		09/13/2023	Accounts Payable	DECA ARCHITECTURE INC	\$2,090.30	\$2,090.30	\$0.00
150915	08/24/2023	Reconciled		08/28/2023	Accounts Payable	EAGLE-ELSNER, INC.	\$5,195.88	\$5,195.88	\$0.00
150916	08/24/2023	Reconciled		08/28/2023	Accounts Payable	ENGELMAN ELECTRIC INC	\$691.07	\$691.07	\$0.00
150917	08/24/2023	Reconciled		09/05/2023	Accounts Payable	FEDERAL EXPRESS CORP	\$76.75	\$76.75	\$0.00
150918	08/24/2023	Reconciled		09/06/2023	Accounts Payable	FULL, MICHAEL, EARL	\$1,381.32	\$1,381.32	\$0.00
150919	08/24/2023	Reconciled		08/28/2023	Accounts Payable	G&G AUTO CARE SUPPLY INC dba G&G SUPPLY CO	\$154.17	\$154.17	\$0.00
150920	08/24/2023	Reconciled		08/30/2023	Accounts Payable	GALAXY T-SHIRT SCREENING INC	\$1,271.00	\$1,271.00	\$0.00
150921	08/24/2023	Reconciled		08/30/2023	Accounts Payable	GALE/CENGAGE LEARNING	\$289.95	\$289.95	\$0.00
150922	08/24/2023	Reconciled		08/31/2023	Accounts Payable	GFS CHEMICALS INC	\$319.83	\$319.83	\$0.00
150923	08/24/2023	Reconciled		08/28/2023	Accounts Payable	GORDON - G.T. & ASSOCIATES INC	\$2,300.00	\$2,300.00	\$0.00
150924	08/24/2023	Reconciled		08/29/2023	Accounts Payable	GRAINGER INC	\$681.81	\$681.81	\$0.00
150925	08/24/2023	Reconciled		08/30/2023	Accounts Payable	HACH CHEMICAL CO	\$385.60	\$385.60	\$0.00
150926	08/24/2023	Reconciled		09/18/2023	Accounts Payable	HD SUPPLY, INC dba USABUEBOOK	\$1,254.18	\$1,254.18	\$0.00
150927	08/24/2023	Reconciled		08/29/2023	Accounts Payable	HIGHWAY FUEL CO	\$41.40	\$41.40	\$0.00
150928	08/24/2023	Reconciled		08/31/2023	Accounts Payable	HOFFMAN PRESSURE WASHING	\$1,065.00	\$1,065.00	\$0.00
150929	08/24/2023	Reconciled		08/28/2023	Accounts Payable	HYDRO-TEMP MECHANICAL INC	\$450.79	\$450.79	\$0.00
150930	08/24/2023	Reconciled		08/30/2023	Accounts Payable	IDCS HOLDINGS LLC DBA SNAP ON INDUSTRIAL	\$654.99	\$654.99	\$0.00
150931	08/24/2023	Reconciled		09/01/2023	Accounts Payable	INGRAM LIBRARY SERVICES	\$159.79	\$159.79	\$0.00
150932	08/24/2023	Reconciled		08/31/2023	Accounts Payable	JEFF ELLIS & ASSOC INC	\$420.00	\$420.00	\$0.00
150933	08/24/2023	Reconciled		08/29/2023	Accounts Payable	JESUS VARGAS DBA DJ JOKER	\$400.00	\$400.00	\$0.00
150934	08/24/2023	Reconciled		08/28/2023	Accounts Payable	JOHNSON ECONOMICS LLC	\$4,347.50	\$4,347.50	\$0.00
150935	08/24/2023	Reconciled		09/12/2023	Accounts Payable	KEIZER OUTDOOR POWER EQUIP	\$41.55	\$41.55	\$0.00
150936	08/24/2023	Reconciled		08/29/2023	Accounts Payable	KONE INC 4156	\$633.66	\$633.66	\$0.00
150937	08/24/2023	Reconciled		08/29/2023	Accounts Payable	LANGUAGE LINE SERVICES INC	\$1,131.90	\$1,131.90	\$0.00
150938	08/24/2023	Reconciled		08/29/2023	Accounts Payable	LES SCHWAB TIRE CENTER	\$30.00	\$30.00	\$0.00
150939	08/24/2023	Reconciled		09/05/2023	Accounts Payable	LOOMIS	\$343.60	\$343.60	\$0.00
150940	08/24/2023	Reconciled		08/28/2023	Accounts Payable	MARION COUNTY TREASURY DEPT	\$124.00	\$124.00	\$0.00
150941	08/24/2023	Reconciled		08/28/2023	Accounts Payable	MARTINEZ, CASSANDRA	\$119.99	\$119.99	\$0.00

Payment Register

From Payment Date: 2/1/2023 - To Payment Date: 2/29/2024

Number	Date	Status	Void Reason	Reconciled/ Voided Date	Source	Payee Name	Transaction Amount	Reconciled Amount	Difference
150942	08/24/2023	Reconciled		08/28/2023	Accounts Payable	MASTERTECH SECURITY dba CENTRAL STATION MONITORING	\$1,796.40	\$1,796.40	\$0.00
150943	08/24/2023	Reconciled		08/28/2023	Accounts Payable	METRO OVERHEAD DOOR	\$481.00	\$481.00	\$0.00
150944	08/24/2023	Reconciled		08/29/2023	Accounts Payable	METRO PRESORT	\$1,051.38	\$1,051.38	\$0.00
150945	08/24/2023	Reconciled		08/30/2023	Accounts Payable	MIDWEST TAPE, LLC	\$164.93	\$164.93	\$0.00
150946	08/24/2023	Reconciled		09/11/2023	Accounts Payable	MOORE, THOMAS	\$996.00	\$996.00	\$0.00
150947	08/24/2023	Reconciled		08/29/2023	Accounts Payable	MULTIVERSE INTERPRETING INC	\$325.00	\$325.00	\$0.00
150948	08/24/2023	Reconciled		08/30/2023	Accounts Payable	MUMA, STEPHEN dba ROSE CITY IT SERVICES LLC	\$2,185.00	\$2,185.00	\$0.00
150949	08/24/2023	Reconciled		08/29/2023	Accounts Payable	NATALYS CONSTRUCTION LLC	\$6,124.00	\$6,124.00	\$0.00
150950	08/24/2023	Reconciled		09/05/2023	Accounts Payable	OFFICE DEPOT	\$270.57	\$270.57	\$0.00
150951	08/24/2023	Reconciled		08/31/2023	Accounts Payable	OR DEPT OF TRANSPORTATION	\$177.30	\$177.30	\$0.00
150952	08/24/2023	Reconciled		08/31/2023	Accounts Payable	OREGON BUILDING OFFICIALS	\$860.00	\$860.00	\$0.00
150953	08/24/2023	Reconciled		08/29/2023	Accounts Payable	OREGON PORTABLE TOILETS LLC	\$3,190.00	\$3,190.00	\$0.00
150954	08/24/2023	Reconciled		09/01/2023	Accounts Payable	OSCAR LUNDEAN INC	\$227.50	\$227.50	\$0.00
150955	08/24/2023	Reconciled		09/01/2023	Accounts Payable	PACIFIC EXCAVATION INC	\$4,702.50	\$4,702.50	\$0.00
150956	08/24/2023	Reconciled		08/28/2023	Accounts Payable	PAMPLIN MEDIA GROUP	\$90.00	\$90.00	\$0.00
150957	08/24/2023	Reconciled		08/28/2023	Accounts Payable	PAPE MACHINERY	\$11,619.94	\$11,619.94	\$0.00
150958	08/24/2023	Reconciled		09/05/2023	Accounts Payable	PEREZ 1 PEST CONTROL INC	\$875.00	\$875.00	\$0.00
150959	08/24/2023	Reconciled		08/29/2023	Accounts Payable	PETROCARD	\$3,953.28	\$3,953.28	\$0.00
150960	08/24/2023	Reconciled		08/29/2023	Accounts Payable	PHENOVA INC	\$606.00	\$606.00	\$0.00
150961	08/24/2023	Reconciled		08/28/2023	Accounts Payable	PHOENIX ASPHALT & MAIN CO dba SEALMASTER PORTLAND	\$6,697.96	\$6,697.96	\$0.00
150962	08/24/2023	Reconciled		08/31/2023	Accounts Payable	PLATT ELECTRIC SUPPLY	\$3,812.48	\$3,812.48	\$0.00
150963	08/24/2023	Reconciled		08/30/2023	Accounts Payable	PVP COMMUNICATIONS	\$44.00	\$44.00	\$0.00
150964	08/24/2023	Reconciled		08/31/2023	Accounts Payable	QUADIENT FINANCE USA, INC.	\$411.90	\$411.90	\$0.00
150965	08/24/2023	Reconciled		08/29/2023	Accounts Payable	RICHARD ALBECK DBA SUPPLY SOLUTIONS LLC, RICHARD, ALBECK DBA SUPPLY SO	\$274.97	\$274.97	\$0.00
150966	08/24/2023	Reconciled		08/30/2023	Accounts Payable	SERVICE GRAPHICS LLC	\$1,730.00	\$1,730.00	\$0.00
150967	08/24/2023	Reconciled		09/07/2023	Accounts Payable	SHADRIN, ANDRON	\$597.00	\$597.00	\$0.00
150968	08/24/2023	Reconciled		09/05/2023	Accounts Payable	SIERRA SPRINGS	\$164.88	\$164.88	\$0.00
150969	08/24/2023	Reconciled		08/28/2023	Accounts Payable	SOUTHLAND INDUSTRIES	\$2,929.00	\$2,929.00	\$0.00
150970	08/24/2023	Reconciled		08/30/2023	Accounts Payable	STEELE ELECTRIC LLC	\$1,216.07	\$1,216.07	\$0.00
150971	08/24/2023	Reconciled		09/11/2023	Accounts Payable	STOUT, JACOB	\$250.00	\$250.00	\$0.00
150972	08/24/2023	Reconciled		08/30/2023	Accounts Payable	SUSAN MCCALIB	\$750.00	\$750.00	\$0.00
150973	08/24/2023	Reconciled		08/28/2023	Accounts Payable	THE AUTOMATION GROUP INC	\$2,942.00	\$2,942.00	\$0.00
150974	08/24/2023	Reconciled		08/28/2023	Accounts Payable	THE POOL & SPA HOUSE	\$106.39	\$106.39	\$0.00
150975	08/24/2023	Reconciled		09/01/2023	Accounts Payable	US BANK EQUIPMENT FINANCE	\$779.36	\$779.36	\$0.00
150976	08/24/2023	Reconciled		09/05/2023	Accounts Payable	VERIZON WIRELESS	\$7,604.84	\$7,604.84	\$0.00
150977	08/24/2023	Reconciled		09/05/2023	Accounts Payable	WARD, BENJAMIN , J	\$129.95	\$129.95	\$0.00
150978	08/24/2023	Reconciled		08/30/2023	Accounts Payable	WAVE BROADBAND	\$300.83	\$300.83	\$0.00
150979	08/24/2023	Reconciled		09/01/2023	Accounts Payable	WAXIE SANITARY SUPPLY	\$466.80	\$466.80	\$0.00
150980	08/24/2023	Reconciled		08/28/2023	Accounts Payable	WOODBURN CHAMBER OF COMMERCE	\$65,000.00	\$65,000.00	\$0.00
150981	08/24/2023	Reconciled		08/30/2023	Accounts Payable	WOODBURN SCHOOL DIST 103C	\$146,519.55	\$146,519.55	\$0.00
150982	08/24/2023	Reconciled		08/31/2023	Accounts Payable	YES GRAPHICS PRINTING CO. INC.	\$846.00	\$846.00	\$0.00
150983	08/24/2023	Reconciled		08/28/2023	Accounts Payable	ZUMAR INDUSTRIES INC	\$525.85	\$525.85	\$0.00
150984	08/24/2023	Reconciled		08/29/2023	Accounts Payable	DE LOS RIOS, SAUL	\$500.00	\$500.00	\$0.00
150985	08/24/2023	Reconciled		09/14/2023	Accounts Payable	KAYE, KINNEY	\$1,921.00	\$1,921.00	\$0.00

Payment Register

From Payment Date: 2/1/2023 - To Payment Date: 2/29/2024

Number	Date	Status	Void Reason	Reconciled/ Voided Date	Source	Payee Name	Transaction Amount	Reconciled Amount	Difference
150986	08/24/2023	Reconciled		08/30/2023	Accounts Payable	MEALUE, BEN	\$1,875.00	\$1,875.00	\$0.00
150987	08/24/2023	Reconciled		08/28/2023	Accounts Payable	SINGH, KULJEET	\$6,661.00	\$6,661.00	\$0.00
150988	08/29/2023	Reconciled		09/05/2023	Accounts Payable	LEAGUE OF OREGON CITIES	\$1,920.00	\$1,920.00	\$0.00
150989	08/29/2023	Reconciled		09/07/2023	Accounts Payable	METCOM	\$2,500.00	\$2,500.00	\$0.00
150990	08/29/2023	Reconciled		09/06/2023	Accounts Payable	NORTHWEST NATURAL GAS	\$5,793.21	\$5,793.21	\$0.00
150991	08/29/2023	Reconciled		09/08/2023	Accounts Payable	PORTLAND GENERAL ELECTRIC	\$111,890.74	\$111,890.74	\$0.00
150992	08/29/2023	Reconciled		09/05/2023	Accounts Payable	TYLER TECHNOLOGIES INC	\$4,350.00	\$4,350.00	\$0.00
150993	09/06/2023	Reconciled		09/08/2023	Accounts Payable	WOODBURN MASONIC TRUSTEES	\$50,000.00	\$50,000.00	\$0.00
150994	09/08/2023	Reconciled		09/13/2023	Accounts Payable	911 SUPPLY	\$835.71	\$835.71	\$0.00
150995	09/08/2023	Reconciled		09/18/2023	Accounts Payable	ACTIVE MEDIA INC	\$325.00	\$325.00	\$0.00
150996	09/08/2023	Reconciled		09/21/2023	Accounts Payable	ADT SECURITY SERVICES	\$37.99	\$37.99	\$0.00
150997	09/08/2023	Reconciled		09/19/2023	Accounts Payable	ADVANCED RV PAINTING & REP LLC	\$2,017.35	\$2,017.35	\$0.00
150998	09/08/2023	Reconciled		09/18/2023	Accounts Payable	AIRGAS USA LLC	\$886.68	\$886.68	\$0.00
150999	09/08/2023	Reconciled		09/18/2023	Accounts Payable	ALS GROUP USA CORP	\$1,112.00	\$1,112.00	\$0.00
151000	09/08/2023	Reconciled		09/14/2023	Accounts Payable	AMAZON CAPITAL SERVICES, INC	\$751.51	\$751.51	\$0.00
151001	09/08/2023	Reconciled		09/19/2023	Accounts Payable	AMERICAN RED CROSS & ITS CONSTITUENT CHAPTERS AND	\$32.81	\$32.81	\$0.00
151002	09/08/2023	Reconciled		09/15/2023	Accounts Payable	ANDERSON POOLWORKS INC	\$1,572.50	\$1,572.50	\$0.00
151003	09/08/2023	Reconciled		09/21/2023	Accounts Payable	APEX LABORATORIES LLC	\$688.00	\$688.00	\$0.00
151004	09/08/2023	Reconciled		09/18/2023	Accounts Payable	ARROW FENCE COMPANY	\$1,419.00	\$1,419.00	\$0.00
151005	09/08/2023	Reconciled		09/14/2023	Accounts Payable	ASHLAND BROTHERS LANDSCAPES IN	\$1,348.75	\$1,348.75	\$0.00
151006	09/08/2023	Reconciled		09/14/2023	Accounts Payable	BATTERIES NORTHWEST	\$277.50	\$277.50	\$0.00
151007	09/08/2023	Reconciled		09/22/2023	Accounts Payable	BRETTHAUER OIL COMPANY	\$12,608.11	\$12,608.11	\$0.00
151008	09/08/2023	Reconciled		09/11/2023	Accounts Payable	BRIAN MILES	\$231.93	\$231.93	\$0.00
151009	09/08/2023	Reconciled		09/18/2023	Accounts Payable	BRIDGE TOWER OPCO, LLC	\$588.06	\$588.06	\$0.00
151010	09/08/2023	Reconciled		09/13/2023	Accounts Payable	CASCADE COLUMBIA DIST CO	\$2,303.00	\$2,303.00	\$0.00
151011	09/08/2023	Reconciled		09/14/2023	Accounts Payable	CASCADE WATER WORKS INC	\$4,721.57	\$4,721.57	\$0.00
151012	09/08/2023	Reconciled		09/18/2023	Accounts Payable	CDW GOVERNMENT INC	\$867.94	\$867.94	\$0.00
151013	09/08/2023	Reconciled		09/13/2023	Accounts Payable	CESAR AYALA	\$400.00	\$400.00	\$0.00
151014	09/08/2023	Reconciled		09/25/2023	Accounts Payable	CINTAS CORPORATION - 463	\$446.36	\$446.36	\$0.00
151015	09/08/2023	Reconciled		09/14/2023	Accounts Payable	CONSOR NORTH AMERICA, INC.	\$14,504.87	\$14,504.87	\$0.00
151016	09/08/2023	Reconciled		09/18/2023	Accounts Payable	CORE & MAIN LP	\$3,778.54	\$3,778.54	\$0.00
151017	09/08/2023	Reconciled		09/21/2023	Accounts Payable	COVANTA ENERGY LLC	\$46.64	\$46.64	\$0.00
151018	09/08/2023	Reconciled		09/14/2023	Accounts Payable	DATAVISION COMMUNICATIONS	\$1,318.20	\$1,318.20	\$0.00
151019	09/08/2023	Reconciled		09/13/2023	Accounts Payable	DAVISON AUTO PARTS, INC.	\$1,114.04	\$1,114.04	\$0.00
151020	09/08/2023	Reconciled		09/22/2023	Accounts Payable	DETECTACHEM, INC.	\$95.04	\$95.04	\$0.00
151021	09/08/2023	Reconciled		09/13/2023	Accounts Payable	ENGELMAN ELECTRIC INC	\$217.50	\$217.50	\$0.00
151022	09/08/2023	Reconciled		09/18/2023	Accounts Payable	FEDERAL EXPRESS CORP	\$135.91	\$135.91	\$0.00
151023	09/08/2023	Reconciled		09/18/2023	Accounts Payable	FERGUSON ENTP. DBA POLLARDWATER	\$825.96	\$825.96	\$0.00
151024	09/08/2023	Reconciled		09/18/2023	Accounts Payable	GALE/CENGAGE LEARNING	\$41.23	\$41.23	\$0.00
151025	09/08/2023	Reconciled		09/18/2023	Accounts Payable	GARCIA, DANNA, E	\$225.00	\$225.00	\$0.00
151026	09/08/2023	Reconciled		09/13/2023	Accounts Payable	GK MACHINE INC	\$909.03	\$909.03	\$0.00
151027	09/08/2023	Reconciled		09/15/2023	Accounts Payable	GRAINGER INC	\$205.34	\$205.34	\$0.00
151028	09/08/2023	Reconciled		09/20/2023	Accounts Payable	GUARDIAN ALLIANCE TECHNOLOGIES, INC.	\$360.00	\$360.00	\$0.00
151029	09/08/2023	Reconciled		09/18/2023	Accounts Payable	HACH CHEMICAL CO	\$860.37	\$860.37	\$0.00

Payment Register

From Payment Date: 2/1/2023 - To Payment Date: 2/29/2024

Number	Date	Status	Void Reason	Reconciled/ Voided Date	Source	Payee Name	Transaction Amount	Reconciled Amount	Difference
151030	09/08/2023	Reconciled		09/26/2023	Accounts Payable	HD SUPPLY, INC dba USABLUBOOK	\$4,699.34	\$4,699.34	\$0.00
151031	09/08/2023	Reconciled		09/15/2023	Accounts Payable	HELLAS CONSTRUCTION, INC	\$93,435.55	\$93,435.55	\$0.00
151032	09/08/2023	Reconciled		09/15/2023	Accounts Payable	HILLYER'S MID CITY FORD	\$2,551.73	\$2,551.73	\$0.00
151033	09/08/2023	Reconciled		09/20/2023	Accounts Payable	HOFFMAN PRESSURE WASHING	\$355.00	\$355.00	\$0.00
151034	09/08/2023	Reconciled		09/18/2023	Accounts Payable	INGRAM LIBRARY SERVICES	\$1,204.15	\$1,204.15	\$0.00
151035	09/08/2023	Reconciled		09/19/2023	Accounts Payable	JEFF ELLIS & ASSOC INC	\$1,750.00	\$1,750.00	\$0.00
151036	09/08/2023	Reconciled		09/19/2023	Accounts Payable	KIWANIS CLUB OF WOODBURN	\$150.00	\$150.00	\$0.00
151037	09/08/2023	Reconciled		09/22/2023	Accounts Payable	KPA SERVICES LLC	\$224.64	\$224.64	\$0.00
151038	09/08/2023	Reconciled		09/15/2023	Accounts Payable	LAZCANO, GUIOVANNI	\$492.18	\$492.18	\$0.00
151039	09/08/2023	Reconciled		09/13/2023	Accounts Payable	LEGACY MEDICAL GROUP	\$329.00	\$329.00	\$0.00
151040	09/08/2023	Reconciled		09/21/2023	Accounts Payable	LONERGAN, FRANK	\$177.41	\$177.41	\$0.00
151041	09/08/2023	Reconciled		09/15/2023	Accounts Payable	LUIS'S TAQUERIA	\$34,878.00	\$34,878.00	\$0.00
151042	09/08/2023	Reconciled		09/18/2023	Accounts Payable	METCOM	\$89,517.70	\$89,517.70	\$0.00
151043	09/08/2023	Reconciled		09/19/2023	Accounts Payable	METRO PRESORT	\$2,664.12	\$2,664.12	\$0.00
151044	09/08/2023	Reconciled		09/19/2023	Accounts Payable	MIDWEST TAPE, LLC	\$764.18	\$764.18	\$0.00
151045	09/08/2023	Reconciled		09/14/2023	Accounts Payable	MULTIVERSE INTERPRETING INC	\$200.00	\$200.00	\$0.00
151046	09/08/2023	Reconciled		09/26/2023	Accounts Payable	NATIONAL FIRE PROTECTION ASSOC	\$175.00	\$175.00	\$0.00
151047	09/08/2023	Reconciled		09/14/2023	Accounts Payable	NET ASSETS CORPORATION	\$840.00	\$840.00	\$0.00
151048	09/08/2023	Reconciled		09/13/2023	Accounts Payable	NORTHSTAR CHEMICAL INC	\$3,709.25	\$3,709.25	\$0.00
151049	09/08/2023	Reconciled		09/15/2023	Accounts Payable	NORTHWEST PLAYGROUND EQUIPMENT	\$1,500.00	\$1,500.00	\$0.00
151050	09/08/2023	Reconciled		09/15/2023	Accounts Payable	NORTHWEST SURVEYING, INC.	\$9.00	\$9.00	\$0.00
151051	09/08/2023	Reconciled		09/14/2023	Accounts Payable	NURNBERG SCIENTIFIC	\$126.18	\$126.18	\$0.00
151052	09/08/2023	Reconciled		09/18/2023	Accounts Payable	OFFICE DEPOT	\$739.08	\$739.08	\$0.00
151053	09/08/2023	Reconciled		09/15/2023	Accounts Payable	OREGON PORTABLE TOILETS LLC	\$150.00	\$150.00	\$0.00
151054	09/08/2023	Reconciled		09/25/2023	Accounts Payable	OREGON TRANSIT ASSOC	\$540.00	\$540.00	\$0.00
151055	09/08/2023	Reconciled		09/13/2023	Accounts Payable	PACIFIC EXCAVATION INC	\$11,331.13	\$11,331.13	\$0.00
151056	09/08/2023	Reconciled		09/18/2023	Accounts Payable	PATTON, SCOTT	\$61.37	\$61.37	\$0.00
151057	09/08/2023	Reconciled		09/15/2023	Accounts Payable	PENSKE COMMERCIAL VEHICLES US, LLC dba PREMIER TRU	\$1,123.37	\$1,123.37	\$0.00
151058	09/08/2023	Reconciled		10/04/2023	Accounts Payable	PEREZ 1 PEST CONTROL INC	\$475.00	\$475.00	\$0.00
151059	09/08/2023	Reconciled		09/13/2023	Accounts Payable	PREMIER HYDRAULIC SERVICES, INC	\$1,596.41	\$1,596.41	\$0.00
151060	09/08/2023	Reconciled		09/19/2023	Accounts Payable	QUADIENT FINANCE USA, INC.	\$500.00	\$500.00	\$0.00
151061	09/08/2023	Reconciled		09/18/2023	Accounts Payable	RGL WATER PURIFICATION INC	\$514.75	\$514.75	\$0.00
151062	09/08/2023	Reconciled		09/13/2023	Accounts Payable	SCHNEIDER EQUIPMENT INC	\$9,370.85	\$9,370.85	\$0.00
151063	09/08/2023	Reconciled		09/18/2023	Accounts Payable	SIERRA SPRINGS	\$42.76	\$42.76	\$0.00
151064	09/08/2023	Reconciled		09/18/2023	Accounts Payable	SNAP-ON CREDIT LLC	\$62.41	\$62.41	\$0.00
151065	09/08/2023	Reconciled		09/13/2023	Accounts Payable	STATEWIDE RENT-A-FENCE OF OREGON, INC	\$3,152.00	\$3,152.00	\$0.00
151066	09/08/2023	Reconciled		09/14/2023	Accounts Payable	STEELE ELECTRIC LLC	\$1,597.90	\$1,597.90	\$0.00
151067	09/08/2023	Reconciled		09/13/2023	Accounts Payable	STRICTLY BUSINESS-ONLINE LLC	\$445.00	\$445.00	\$0.00
151068	09/08/2023	Reconciled		09/18/2023	Accounts Payable	THOMSON REUTERS-WEST PAYMENT CENTER	\$664.46	\$664.46	\$0.00
151069	09/08/2023	Reconciled		09/14/2023	Accounts Payable	TIMECLOCK PLUS, LLC	\$456.00	\$456.00	\$0.00
151070	09/08/2023	Reconciled		09/15/2023	Accounts Payable	TRANSUNION RISK AND ALTERNATIVE DATA SOLUTIONS INC	\$325.00	\$325.00	\$0.00
151071	09/08/2023	Reconciled		09/19/2023	Accounts Payable	TRUGREEN COMMERCIAL	\$883.80	\$883.80	\$0.00

Payment Register

From Payment Date: 2/1/2023 - To Payment Date: 2/29/2024

Number	Date	Status	Void Reason	Reconciled/ Voided Date	Source	Payee Name	Transaction Amount	Reconciled Amount	Difference
151072	09/08/2023	Reconciled		09/19/2023	Accounts Payable	ULINE	\$154.78	\$154.78	\$0.00
151073	09/08/2023	Reconciled		09/18/2023	Accounts Payable	US BANCORP ASSET MNGMNT dba PFM ASSET MNGMNT	\$3,470.44	\$3,470.44	\$0.00
151074	09/08/2023	Reconciled		09/15/2023	Accounts Payable	WALTER E NELSON CO	\$2,025.56	\$2,025.56	\$0.00
151075	09/08/2023	Reconciled		09/18/2023	Accounts Payable	WARD, BENJAMIN , J	\$33.74	\$33.74	\$0.00
151076	09/08/2023	Reconciled		09/13/2023	Accounts Payable	WOODBURN AMBULANCE SERV INC	\$225.00	\$225.00	\$0.00
151077	09/08/2023	Reconciled		09/15/2023	Accounts Payable	WOODBURN PLUMBING	\$208.00	\$208.00	\$0.00
151078	09/08/2023	Reconciled		09/13/2023	Accounts Payable	WOODBURN TRANSMISSION	\$3,769.00	\$3,769.00	\$0.00
151079	09/08/2023	Reconciled		10/12/2023	Accounts Payable	WOODBURN VETERINARY CLINIC PC	\$254.01	\$254.01	\$0.00
151080	09/08/2023	Reconciled		09/15/2023	Accounts Payable	WURDINGER MANUFACTURING, INC	\$479.54	\$479.54	\$0.00
151081	09/08/2023	Reconciled		09/14/2023	Accounts Payable	YES GRAPHICS PRINTING CO. INC.	\$2,023.00	\$2,023.00	\$0.00
151082	09/08/2023	Reconciled		09/13/2023	Accounts Payable	ZUMAR INDUSTRIES INC	\$127.64	\$127.64	\$0.00
151083	09/12/2023	Reconciled		10/16/2023	Utility Management Refund	DAT REAL ESTATE SOLUTION PC	\$33.05	\$33.05	\$0.00
151084	09/12/2023	Reconciled		09/18/2023	Utility Management Refund	GUZMAN, BENITO	\$71.92	\$71.92	\$0.00
151085	09/12/2023	Reconciled		09/28/2023	Utility Management Refund	HUDSON HOMES MGMT LLC	\$15.46	\$15.46	\$0.00
151086	09/12/2023	Reconciled		09/19/2023	Utility Management Refund	LENNAR NW LLC	\$75.00	\$75.00	\$0.00
151087	09/12/2023	Reconciled		09/19/2023	Utility Management Refund	LENNAR NW LLC	\$75.00	\$75.00	\$0.00
151088	09/12/2023	Reconciled		09/21/2023	Utility Management Refund	MANN, DIANE	\$65.23	\$65.23	\$0.00
151089	09/12/2023	Reconciled		09/18/2023	Utility Management Refund	RAMIREZ, ELIZABETH	\$305.38	\$305.38	\$0.00
151090	09/12/2023	Reconciled		09/22/2023	Utility Management Refund	SFC PROPERTIES, LLC	\$65.65	\$65.65	\$0.00
151091	09/12/2023	Reconciled		10/02/2023	Utility Management Refund	WANDERSCHIED, EMILY, DENISE	\$52.97	\$52.97	\$0.00
151092	09/18/2023	Reconciled		10/10/2023	Accounts Payable	EVERYTHING EVENTS INC DBA SPECIAL OCCASIONS	\$830.26	\$830.26	\$0.00
151093	09/21/2023	Reconciled		09/25/2023	Accounts Payable	ACRANET CBS BRANCH	\$27.00	\$27.00	\$0.00
151094	09/21/2023	Reconciled		09/27/2023	Accounts Payable	AL'S GARDEN CENTER	\$160.00	\$160.00	\$0.00
151095	09/21/2023	Reconciled		09/25/2023	Accounts Payable	AMAZON CAPITAL SERVICES, INC	\$633.96	\$633.96	\$0.00
151096	09/21/2023	Reconciled		09/25/2023	Accounts Payable	APEX MECHANICAL, LLC	\$9,853.30	\$9,853.30	\$0.00
151097	09/21/2023	Reconciled		09/25/2023	Accounts Payable	BATTERIES NORTHWEST	\$153.35	\$153.35	\$0.00
151098	09/21/2023	Reconciled		09/28/2023	Accounts Payable	BRAVO, BRENDA	\$172.50	\$172.50	\$0.00
151099	09/21/2023	Reconciled		09/27/2023	Accounts Payable	BRODART CO	\$156.52	\$156.52	\$0.00
151100	09/21/2023	Reconciled		09/29/2023	Accounts Payable	CDW GOVERNMENT INC	\$25.40	\$25.40	\$0.00
151101	09/21/2023	Reconciled		10/10/2023	Accounts Payable	CINTAS CORPORATION - 463	\$927.12	\$927.12	\$0.00
151102	09/21/2023	Reconciled		09/29/2023	Accounts Payable	CLEARGOV INC.	\$25,120.00	\$25,120.00	\$0.00
151103	09/21/2023	Reconciled		09/27/2023	Accounts Payable	CONSOR NORTH AMERICA, INC.	\$22,064.68	\$22,064.68	\$0.00
151104	09/21/2023	Reconciled		09/27/2023	Accounts Payable	CORE & MAIN LP	\$1,640.00	\$1,640.00	\$0.00
151105	09/21/2023	Reconciled		10/03/2023	Accounts Payable	CRIMINAL INFORMATION SERV INC	\$122.00	\$122.00	\$0.00
151106	09/21/2023	Reconciled		10/11/2023	Accounts Payable	CROWLEY & SON SECURITY SYSTEMS	\$240.00	\$240.00	\$0.00
151107	09/21/2023	Reconciled		10/03/2023	Accounts Payable	DELPHIA CONSULTING, LLC	\$864.11	\$864.11	\$0.00

Payment Register

From Payment Date: 2/1/2023 - To Payment Date: 2/29/2024

Number	Date	Status	Void Reason	Reconciled/ Voided Date	Source	Payee Name	Transaction Amount	Reconciled Amount	Difference
151108	09/21/2023	Reconciled		10/03/2023	Accounts Payable	EVIDENT INC	\$48.50	\$48.50	\$0.00
151109	09/21/2023	Reconciled		10/03/2023	Accounts Payable	FARMERS STATE BANK OF CALHAN	\$46,400.00	\$46,400.00	\$0.00
151110	09/21/2023	Reconciled		09/26/2023	Accounts Payable	FCS GROUP INC	\$935.00	\$935.00	\$0.00
151111	09/21/2023	Reconciled		09/28/2023	Accounts Payable	FEDERAL EXPRESS CORP	\$8.17	\$8.17	\$0.00
151112	09/21/2023	Reconciled		09/26/2023	Accounts Payable	FIRST ALERT SECURITY LLC	\$22,516.00	\$22,516.00	\$0.00
151113	09/21/2023	Reconciled		10/11/2023	Accounts Payable	FRATERNAL ORDER OF POLICE CENTRAL VALLEY LODGE 16	\$960.00	\$960.00	\$0.00
151114	09/21/2023	Reconciled		09/26/2023	Accounts Payable	GUSTAVO E ROCHA	\$630.00	\$630.00	\$0.00
151115	09/21/2023	Reconciled		10/04/2023	Accounts Payable	HILLYER'S MID CITY FORD	\$51.63	\$51.63	\$0.00
151116	09/21/2023	Reconciled		10/10/2023	Accounts Payable	HOFFMAN PRESSURE WASHING	\$330.00	\$330.00	\$0.00
151117	09/21/2023	Reconciled		09/28/2023	Accounts Payable	HYDROTEX PARTNERS, LTD	\$591.86	\$591.86	\$0.00
151118	09/21/2023	Reconciled		09/29/2023	Accounts Payable	INGRAM LIBRARY SERVICES	\$1,092.04	\$1,092.04	\$0.00
151119	09/21/2023	Reconciled		09/26/2023	Accounts Payable	JIMCO ELECTRICAL CONTRACTING INC	\$576.00	\$576.00	\$0.00
151120	09/21/2023	Reconciled		10/11/2023	Accounts Payable	JUSTFOIA, INC.	\$9,835.00	\$9,835.00	\$0.00
151121	09/21/2023	Reconciled		09/27/2023	Accounts Payable	KIMBALL MIDWEST	\$59.99	\$59.99	\$0.00
151122	09/21/2023	Reconciled		09/26/2023	Accounts Payable	KITTELSON & ASSOC INC	\$3,788.75	\$3,788.75	\$0.00
151123	09/21/2023	Reconciled		10/06/2023	Accounts Payable	KIWANIS CLUB OF WOODBURN	\$150.00	\$150.00	\$0.00
151124	09/21/2023	Reconciled		09/25/2023	Accounts Payable	KNIFE RIVER CORP	\$13,784.55	\$13,784.55	\$0.00
151125	09/21/2023	Reconciled		10/23/2023	Accounts Payable	KRAV MAGA SELF DEFENSE & FITNS	\$895.00	\$895.00	\$0.00
151126	09/21/2023	Reconciled		10/10/2023	Accounts Payable	LABOR RELATIONS INFO SYSTEMS	\$850.00	\$850.00	\$0.00
151127	09/21/2023	Reconciled		09/27/2023	Accounts Payable	LANGUAGE LINE SERVICES INC	\$1,107.15	\$1,107.15	\$0.00
151128	09/21/2023	Reconciled		09/27/2023	Accounts Payable	LEAF CAPITAL FUNDING, LLC	\$6,061.84	\$6,061.84	\$0.00
151129	09/21/2023	Reconciled		09/29/2023	Accounts Payable	LEASING SPECIALISTS LLC	\$400.00	\$400.00	\$0.00
151130	09/21/2023	Reconciled		09/25/2023	Accounts Payable	LEGACY MEDICAL GROUP	\$316.00	\$316.00	\$0.00
151131	09/21/2023	Reconciled		09/27/2023	Accounts Payable	LES SCHWAB TIRE CENTER	\$109.99	\$109.99	\$0.00
151132	09/21/2023	Reconciled		09/28/2023	Accounts Payable	LOOMIS	\$343.60	\$343.60	\$0.00
151133	09/21/2023	Reconciled		09/28/2023	Accounts Payable	MARION COUNTY FINANCE	\$5,640.32	\$5,640.32	\$0.00
151134	09/21/2023	Reconciled		09/26/2023	Accounts Payable	METRO PRESORT	\$1,052.90	\$1,052.90	\$0.00
151135	09/21/2023	Reconciled		09/27/2023	Accounts Payable	MIDWEST TAPE, LLC	\$329.10	\$329.10	\$0.00
151136	09/21/2023	Reconciled		09/26/2023	Accounts Payable	MIWALL CORPORATION	\$1,300.00	\$1,300.00	\$0.00
151137	09/21/2023	Reconciled		09/28/2023	Accounts Payable	MULTIVERSE INTERPRETING INC	\$385.00	\$385.00	\$0.00
151138	09/21/2023	Reconciled		09/25/2023	Accounts Payable	NORTHSTAR CHEMICAL INC	\$1,113.00	\$1,113.00	\$0.00
151139	09/21/2023	Reconciled		10/16/2023	Accounts Payable	NORTHWEST CAPITAL MANAGEMENT INC	\$625.00	\$625.00	\$0.00
151140	09/21/2023	Reconciled		09/26/2023	Accounts Payable	NORTHWEST NATURAL GAS	\$5,345.13	\$5,345.13	\$0.00
151141	09/21/2023	Reconciled		09/29/2023	Accounts Payable	OFFICE DEPOT	\$547.94	\$547.94	\$0.00
151142	09/21/2023	Reconciled		09/29/2023	Accounts Payable	ONE CALL CONCEPTS INC	\$267.40	\$267.40	\$0.00
151143	09/21/2023	Reconciled		09/26/2023	Accounts Payable	OR DEPT OF REVENUE	\$17,309.79	\$17,309.79	\$0.00
151144	09/21/2023	Reconciled		09/28/2023	Accounts Payable	OR DEPT OF TRANSPORTATION	\$84.62	\$84.62	\$0.00
151145	09/21/2023	Reconciled		10/04/2023	Accounts Payable	OREGON PORTABLE TOILETS LLC	\$490.00	\$490.00	\$0.00
151146	09/21/2023	Reconciled		09/25/2023	Accounts Payable	OREGON RIFLEWORKS LLC	\$310.00	\$310.00	\$0.00
151147	09/21/2023	Reconciled		09/25/2023	Accounts Payable	OREGON STATE FAIR COUNCIL	\$1,000.00	\$1,000.00	\$0.00
151148	09/21/2023	Voided	Incorrect Amount	09/29/2023	Accounts Payable	PAMPLIN MEDIA GROUP	\$204.00		
151149	09/21/2023	Reconciled		10/04/2023	Accounts Payable	PEREZ 1 PEST CONTROL INC	\$475.00	\$475.00	\$0.00
151150	09/21/2023	Reconciled		09/26/2023	Accounts Payable	PETROCARD	\$3,120.92	\$3,120.92	\$0.00
151151	09/21/2023	Reconciled		09/28/2023	Accounts Payable	PORTLAND GENERAL ELECTRIC	\$117,408.39	\$117,408.39	\$0.00
151152	09/21/2023	Reconciled		09/27/2023	Accounts Payable	PORTLAND GENERAL ELECTRIC	\$1,376.67	\$1,376.67	\$0.00

Payment Register

From Payment Date: 2/1/2023 - To Payment Date: 2/29/2024

Number	Date	Status	Void Reason	Reconciled/ Voided Date	Source	Payee Name	Transaction Amount	Reconciled Amount	Difference
151153	09/21/2023	Reconciled		09/28/2023	Accounts Payable	PRINT MANAGEMENT PARTNERS, INC. dba GO2 PARTNERS	\$571.49	\$571.49	\$0.00
151154	09/21/2023	Reconciled		09/27/2023	Accounts Payable	PUMP TECH HOLDINGS, LLC dba PUMP TECH, LLC	\$7,913.62	\$7,913.62	\$0.00
151155	09/21/2023	Reconciled		10/02/2023	Accounts Payable	QUADIENT FINANCE USA, INC.	\$500.00	\$500.00	\$0.00
151156	09/21/2023	Reconciled		10/02/2023	Accounts Payable	REPUBLIC SERVICES	\$15.00	\$15.00	\$0.00
151157	09/21/2023	Reconciled		09/29/2023	Accounts Payable	RICHARD ALBECK DBA SUPPLY SOLUTIONS LLC, RICHARD, ALBECK DBA SUPPLY SO	\$812.76	\$812.76	\$0.00
151158	09/21/2023	Reconciled		10/02/2023	Accounts Payable	RITZ SAFETY LLC	\$2,500.00	\$2,500.00	\$0.00
151159	09/21/2023	Reconciled		09/26/2023	Accounts Payable	ROSE CITY ACCORDION CLUB	\$350.00	\$350.00	\$0.00
151160	09/21/2023	Reconciled		10/02/2023	Accounts Payable	ROW CONSULTANTS LLC	\$37,304.94	\$37,304.94	\$0.00
151161	09/21/2023	Reconciled		09/27/2023	Accounts Payable	SALEM OCCUPATIONAL HEALTH CLINIC	\$420.00	\$420.00	\$0.00
151162	09/21/2023	Reconciled		09/28/2023	Accounts Payable	SECRETARY OF STATE	\$34.00	\$34.00	\$0.00
151163	09/21/2023	Reconciled		10/02/2023	Accounts Payable	SHADRIN, ANDRON	\$597.00	\$597.00	\$0.00
151164	09/21/2023	Reconciled		10/02/2023	Accounts Payable	SIERRA SPRINGS	\$159.39	\$159.39	\$0.00
151165	09/21/2023	Reconciled		09/26/2023	Accounts Payable	SNAP-ON TOOLS	\$227.50	\$227.50	\$0.00
151166	09/21/2023	Reconciled		09/25/2023	Accounts Payable	SOLUTIONS YES, LLC	\$1,510.86	\$1,510.86	\$0.00
151167	09/21/2023	Reconciled		09/29/2023	Accounts Payable	SPEAKWRITE LLC	\$126.00	\$126.00	\$0.00
151168	09/21/2023	Reconciled		09/26/2023	Accounts Payable	STEELE ELECTRIC LLC	\$107.10	\$107.10	\$0.00
151169	09/21/2023	Reconciled		09/27/2023	Accounts Payable	STOP STICK LTD	\$244.00	\$244.00	\$0.00
151170	09/21/2023	Reconciled		09/25/2023	Accounts Payable	THE POOL & SPA HOUSE	\$129.93	\$129.93	\$0.00
151171	09/21/2023	Reconciled		10/02/2023	Accounts Payable	THEMECRAFT, LLC dba IRONHORSE INTERPRETIVE	\$7,972.85	\$7,972.85	\$0.00
151172	09/21/2023	Reconciled		10/02/2023	Accounts Payable	TIMMONS GROUP, INC.	\$4,362.05	\$4,362.05	\$0.00
151173	09/21/2023	Reconciled		09/29/2023	Accounts Payable	TOVUTI, INC.	\$3,399.00	\$3,399.00	\$0.00
151174	09/21/2023	Reconciled		09/25/2023	Accounts Payable	TRAFFIC SAFETY SUPPLY CO	\$202.72	\$202.72	\$0.00
151175	09/21/2023	Reconciled		10/02/2023	Accounts Payable	ULINE	\$699.24	\$699.24	\$0.00
151176	09/21/2023	Reconciled		10/05/2023	Accounts Payable	VERIZON WIRELESS	\$7,502.34	\$7,502.34	\$0.00
151177	09/21/2023	Reconciled		09/26/2023	Accounts Payable	WAVE BROADBAND	\$300.83	\$300.83	\$0.00
151178	09/21/2023	Reconciled		09/26/2023	Accounts Payable	WAXIE SANITARY SUPPLY	\$1,736.55	\$1,736.55	\$0.00
151179	09/21/2023	Reconciled		10/12/2023	Accounts Payable	WOODBURN MASONIC TRUSTEES	\$50,000.00	\$50,000.00	\$0.00
151180	09/21/2023	Reconciled		10/04/2023	Accounts Payable	WOODBURN SCHOOL DIST 103C	\$124,592.84	\$124,592.84	\$0.00
151181	09/21/2023	Reconciled		09/26/2023	Accounts Payable	YES GRAPHICS PRINTING CO. INC.	\$1,110.00	\$1,110.00	\$0.00
151182	09/21/2023	Reconciled		09/26/2023	Accounts Payable	ZRZ REALTY COMPANY	\$750.00	\$750.00	\$0.00
151183	09/21/2023	Reconciled		09/26/2023	Accounts Payable	DAY HEATING & COOLING	\$80.64	\$80.64	\$0.00
151184	09/21/2023	Reconciled		10/05/2023	Accounts Payable	TRAPALA RESTAURANT	\$2,147.28	\$2,147.28	\$0.00
151185	09/25/2023	Reconciled		10/02/2023	Accounts Payable	CENTURYLINK	\$1,767.69	\$1,767.69	\$0.00
151186	09/25/2023	Reconciled		10/02/2023	Accounts Payable	GRANITE TELECOMMUNICATIONS, LLC	\$1,941.39	\$1,941.39	\$0.00
151187	10/06/2023	Reconciled		10/11/2023	Accounts Payable	911 SUPPLY	\$1,055.96	\$1,055.96	\$0.00
151188	10/06/2023	Reconciled		10/23/2023	Accounts Payable	A & A PEST CONTROL INC	\$108.00	\$108.00	\$0.00
151189	10/06/2023	Reconciled		10/13/2023	Accounts Payable	ACTIVE MEDIA INC	\$325.00	\$325.00	\$0.00
151190	10/06/2023	Reconciled		10/31/2023	Accounts Payable	ADVANCED RV PAINTING & REP LLC	\$911.00	\$911.00	\$0.00
151191	10/06/2023	Reconciled		10/13/2023	Accounts Payable	AL'S GARDEN CENTER	\$50.00	\$50.00	\$0.00
151192	10/06/2023	Reconciled		10/12/2023	Accounts Payable	AMAZON CAPITAL SERVICES, INC	\$1,488.48	\$1,488.48	\$0.00
151193	10/06/2023	Reconciled		10/13/2023	Accounts Payable	APEX LABORATORIES LLC	\$1,353.00	\$1,353.00	\$0.00
151194	10/06/2023	Reconciled		10/19/2023	Accounts Payable	ARROW FENCE COMPANY	\$225.00	\$225.00	\$0.00

Payment Register

From Payment Date: 2/1/2023 - To Payment Date: 2/29/2024

Number	Date	Status	Void Reason	Reconciled/ Voided Date	Source	Payee Name	Transaction Amount	Reconciled Amount	Difference
151195	10/06/2023	Reconciled		10/11/2023	Accounts Payable	ASHLAND BROTHERS LANDSCAPES IN	\$1,348.75	\$1,348.75	\$0.00
151196	10/06/2023	Reconciled		10/10/2023	Accounts Payable	BEN-KO-MATIC CO dba OWEN EQUIPMENT COMPANY	\$966.64	\$966.64	\$0.00
151197	10/06/2023	Reconciled		10/10/2023	Accounts Payable	BIO-MED TESTING SERVICE	\$330.00	\$330.00	\$0.00
151198	10/06/2023	Reconciled		10/12/2023	Accounts Payable	BRETTHAUER OIL COMPANY	\$10,887.16	\$10,887.16	\$0.00
151199	10/06/2023	Reconciled		10/11/2023	Accounts Payable	BRODART CO	\$62.99	\$62.99	\$0.00
151200	10/06/2023	Reconciled		10/16/2023	Accounts Payable	BUDGET LIBRARY SUPPLIES LLC	\$430.00	\$430.00	\$0.00
151201	10/06/2023	Reconciled		10/10/2023	Accounts Payable	CASCADE COLUMBIA DIST CO	\$4,606.00	\$4,606.00	\$0.00
151202	10/06/2023	Reconciled		10/11/2023	Accounts Payable	CASCADE WATER WORKS INC	\$786.00	\$786.00	\$0.00
151203	10/06/2023	Reconciled		10/13/2023	Accounts Payable	CDW GOVERNMENT INC	\$816.49	\$816.49	\$0.00
151204	10/06/2023	Reconciled		10/18/2023	Accounts Payable	CINTAS CORPORATION - 463	\$2,296.02	\$2,296.02	\$0.00
151205	10/06/2023	Reconciled		10/10/2023	Accounts Payable	CIT BANK NA	\$2,623.90	\$2,623.90	\$0.00
151206	10/06/2023	Reconciled		10/10/2023	Accounts Payable	CLAIR COMPANY, INC	\$1,780.00	\$1,780.00	\$0.00
151207	10/06/2023	Reconciled		10/12/2023	Accounts Payable	CLIMA-TECH INC	\$3,588.00	\$3,588.00	\$0.00
151208	10/06/2023	Reconciled		10/11/2023	Accounts Payable	CONSOR NORTH AMERICA, INC.	\$13,627.60	\$13,627.60	\$0.00
151209	10/06/2023	Reconciled		10/11/2023	Accounts Payable	CORE & MAIN LP	\$5,015.00	\$5,015.00	\$0.00
151210	10/06/2023	Reconciled		10/12/2023	Accounts Payable	CUES	\$491.00	\$491.00	\$0.00
151211	10/06/2023	Reconciled		10/11/2023	Accounts Payable	DATAVISION COMMUNICATIONS	\$1,293.02	\$1,293.02	\$0.00
151212	10/06/2023	Reconciled		10/10/2023	Accounts Payable	DAVID M COREY PHD PC	\$1,190.00	\$1,190.00	\$0.00
151213	10/06/2023	Reconciled		10/11/2023	Accounts Payable	DCC PROPANE, LLC dba PACER PROPANE	\$504.15	\$504.15	\$0.00
151214	10/06/2023	Reconciled		10/11/2023	Accounts Payable	DECA ARCHITECTURE INC	\$1,679.00	\$1,679.00	\$0.00
151215	10/06/2023	Reconciled		10/13/2023	Accounts Payable	DEMCO INC	\$157.29	\$157.29	\$0.00
151216	10/06/2023	Reconciled		10/12/2023	Accounts Payable	DKS ASSOCIATES	\$897.50	\$897.50	\$0.00
151217	10/06/2023	Reconciled		10/20/2023	Accounts Payable	EDGE ANALYTICAL INC	\$162.00	\$162.00	\$0.00
151218	10/06/2023	Reconciled		10/10/2023	Accounts Payable	ENGELMAN ELECTRIC INC	\$10,181.21	\$10,181.21	\$0.00
151219	10/06/2023	Reconciled		10/24/2023	Accounts Payable	ENGINEERING NEWS RECORD	\$99.99	\$99.99	\$0.00
151220	10/06/2023	Reconciled		10/12/2023	Accounts Payable	EVIDENT INC	\$84.80	\$84.80	\$0.00
151221	10/06/2023	Reconciled		10/11/2023	Accounts Payable	FCS GROUP INC	\$2,772.50	\$2,772.50	\$0.00
151222	10/06/2023	Reconciled		10/13/2023	Accounts Payable	FEDERAL EXPRESS CORP	\$334.35	\$334.35	\$0.00
151223	10/06/2023	Reconciled		10/10/2023	Accounts Payable	G&G AUTO CARE SUPPLY INC dba G&G SUPPLY CO	\$245.71	\$245.71	\$0.00
151224	10/06/2023	Reconciled		10/11/2023	Accounts Payable	GALE/CENGAGE LEARNING	\$231.57	\$231.57	\$0.00
151225	10/06/2023	Reconciled		10/13/2023	Accounts Payable	GEVEKO MARKINGS INC	\$1,868.46	\$1,868.46	\$0.00
151226	10/06/2023	Reconciled		10/10/2023	Accounts Payable	GILLIG LLC	\$90.70	\$90.70	\$0.00
151227	10/06/2023	Reconciled		10/10/2023	Accounts Payable	GRAINGER INC	\$10,070.83	\$10,070.83	\$0.00
151228	10/06/2023	Reconciled		10/10/2023	Accounts Payable	GROVE, MUELLER & SWANK P.C.	\$8,750.00	\$8,750.00	\$0.00
151229	10/06/2023	Reconciled		10/11/2023	Accounts Payable	HACH CHEMICAL CO	\$651.00	\$651.00	\$0.00
151230	10/06/2023	Reconciled		10/13/2023	Accounts Payable	HD SUPPLY, INC dba USABLUBOOK	\$3,337.60	\$3,337.60	\$0.00
151231	10/06/2023	Reconciled		11/14/2023	Accounts Payable	HERNANDEZ VALLE, CARLOS, FRANCISCO	\$200.00	\$200.00	\$0.00
151232	10/06/2023	Reconciled		10/12/2023	Accounts Payable	HILLYER'S MID CITY FORD	\$250.05	\$250.05	\$0.00
151233	10/06/2023	Reconciled		10/17/2023	Accounts Payable	HOFFMAN PRESSURE WASHING	\$355.00	\$355.00	\$0.00
151234	10/06/2023	Reconciled		10/11/2023	Accounts Payable	IDEXX DISTRIBUTION CORP	\$31.54	\$31.54	\$0.00
151235	10/06/2023	Reconciled		10/11/2023	Accounts Payable	INGRAM LIBRARY SERVICES	\$709.97	\$709.97	\$0.00
151236	10/06/2023	Reconciled		10/12/2023	Accounts Payable	JOHN DEERE FINANCIAL FSB JOHN DEERE FINANCIAL MULT	\$2,244.16	\$2,244.16	\$0.00
151237	10/06/2023	Reconciled		10/12/2023	Accounts Payable	JOHNSON ECONOMICS LLC	\$6,174.00	\$6,174.00	\$0.00
151238	10/06/2023	Reconciled		10/06/2023	Accounts Payable	KATHLEEN MCCLASKEY	\$258.72	\$258.72	\$0.00

Payment Register

From Payment Date: 2/1/2023 - To Payment Date: 2/29/2024

Number	Date	Status	Void Reason	Reconciled/ Voided Date	Source	Payee Name	Transaction Amount	Reconciled Amount	Difference
151239	10/06/2023	Reconciled		10/11/2023	Accounts Payable	KIMBALL MIDWEST	\$267.39	\$267.39	\$0.00
151240	10/06/2023	Reconciled		10/12/2023	Accounts Payable	KITTELSON & ASSOC INC	\$360.57	\$360.57	\$0.00
151241	10/06/2023	Reconciled		10/13/2023	Accounts Payable	KPA SERVICES LLC	\$224.64	\$224.64	\$0.00
151242	10/06/2023	Reconciled		10/13/2023	Accounts Payable	LANDA NORTHWEST INC DBA LANDA SERVICE CENTER	\$488.68	\$488.68	\$0.00
151243	10/06/2023	Reconciled		10/13/2023	Accounts Payable	LES SCHWAB TIRE CENTER	\$759.84	\$759.84	\$0.00
151244	10/06/2023	Reconciled		10/12/2023	Accounts Payable	LIBERTY HOUSE	\$40,000.00	\$40,000.00	\$0.00
151245	10/06/2023	Reconciled		10/16/2023	Accounts Payable	LOVE INC OF NORTH MARION COUNTY	\$10,000.00	\$10,000.00	\$0.00
151246	10/06/2023	Reconciled		10/11/2023	Accounts Payable	MANDOS MUNDO ENTERTAINMENT, LLC.	\$4,940.47	\$4,940.47	\$0.00
151247	10/06/2023	Reconciled		10/12/2023	Accounts Payable	MARION COUNTY FINANCE	\$5,434.00	\$5,434.00	\$0.00
151248	10/06/2023	Reconciled		10/10/2023	Accounts Payable	METRO PRESORT	\$5,573.92	\$5,573.92	\$0.00
151249	10/06/2023	Reconciled		10/12/2023	Accounts Payable	MIDWEST TAPE, LLC	\$197.16	\$197.16	\$0.00
151250	10/06/2023	Reconciled		10/12/2023	Accounts Payable	MULTIVERSE INTERPRETING INC	\$442.00	\$442.00	\$0.00
151251	10/06/2023	Reconciled		11/22/2023	Accounts Payable	NATALYS CONSTRUCTION LLC	\$4,000.00	\$4,000.00	\$0.00
151252	10/06/2023	Reconciled		10/12/2023	Accounts Payable	NELSON/NYGAARD CONSULT ASSOC	\$7,186.34	\$7,186.34	\$0.00
151253	10/06/2023	Reconciled		10/12/2023	Accounts Payable	NET ASSETS CORPORATION	\$465.00	\$465.00	\$0.00
151254	10/06/2023	Reconciled		10/10/2023	Accounts Payable	NETWRIX CORPORATION	\$3,529.63	\$3,529.63	\$0.00
151255	10/06/2023	Reconciled		10/10/2023	Accounts Payable	NORTHSTAR CHEMICAL INC	\$4,752.50	\$4,752.50	\$0.00
151256	10/06/2023	Reconciled		10/12/2023	Accounts Payable	NW NAVIGATOR LUXURY COACHES LLC	\$24,460.00	\$24,460.00	\$0.00
151257	10/06/2023	Reconciled		10/13/2023	Accounts Payable	OFFICE DEPOT	\$1,460.80	\$1,460.80	\$0.00
151258	10/06/2023	Reconciled		10/10/2023	Accounts Payable	OR DEPT OF REVENUE	\$16,970.17	\$16,970.17	\$0.00
151259	10/06/2023	Reconciled		10/19/2023	Accounts Payable	OREGON ASSOCIATION OF CONVENTION AND VISITOR BUREA	\$300.00	\$300.00	\$0.00
151260	10/06/2023	Reconciled		10/23/2023	Accounts Payable	OREGON CITY/COUNTY MANAGEMENT ASSOCIATION	\$800.00	\$800.00	\$0.00
151261	10/06/2023	Reconciled		10/10/2023	Accounts Payable	OREGON CORRECTIONS ENTERPRISES	\$2,693.00	\$2,693.00	\$0.00
151262	10/06/2023	Reconciled		10/10/2023	Accounts Payable	OREGON PORTABLE TOILETS LLC	\$230.00	\$230.00	\$0.00
151263	10/06/2023	Reconciled		10/11/2023	Accounts Payable	PAMPLIN MEDIA GROUP	\$244.00	\$244.00	\$0.00
151264	10/06/2023	Reconciled		10/11/2023	Accounts Payable	PAPE' MACHINERY	\$7,122.80	\$7,122.80	\$0.00
151265	10/06/2023	Reconciled		01/08/2024	Accounts Payable	PATTON, SCOTT	\$34.65	\$34.65	\$0.00
151266	10/06/2023	Reconciled		11/06/2023	Accounts Payable	PEREZ 1 PEST CONTROL INC	\$475.00	\$475.00	\$0.00
151267	10/06/2023	Reconciled		10/11/2023	Accounts Payable	PETROCARD	\$3,617.22	\$3,617.22	\$0.00
151268	10/06/2023	Reconciled		10/13/2023	Accounts Payable	PORTLAND GENERAL ELECTRIC	\$110,795.30	\$110,795.30	\$0.00
151269	10/06/2023	Reconciled		10/11/2023	Accounts Payable	PORTLAND GENERAL ELECTRIC	\$2,735.34	\$2,735.34	\$0.00
151270	10/06/2023	Reconciled		11/09/2023	Accounts Payable	POWERDMS INC	\$8,208.49	\$8,208.49	\$0.00
151271	10/06/2023	Reconciled		10/17/2023	Accounts Payable	PREGAME INC	\$2,400.00	\$2,400.00	\$0.00
151272	10/06/2023	Reconciled		10/10/2023	Accounts Payable	PROFESSIONAL INTERPRETERS, INC	\$68.75	\$68.75	\$0.00
151273	10/06/2023	Reconciled		10/10/2023	Accounts Payable	R&R TREE AND LANDSCAPING INC	\$2,700.00	\$2,700.00	\$0.00
151274	10/06/2023	Reconciled		11/20/2023	Accounts Payable	RICHARD ALBECK DBA SUPPLY SOLUTIONS LLC, RICHARD, ALBECK DBA SUPPLY SO	\$195.80	\$195.80	\$0.00
151275	10/06/2023	Reconciled		10/11/2023	Accounts Payable	RMT EQUIPMENT	\$1,206.94	\$1,206.94	\$0.00
151276	10/06/2023	Reconciled		10/10/2023	Accounts Payable	ROGERS MACHINERY COMPANY INC	\$310.00	\$310.00	\$0.00
151277	10/06/2023	Reconciled		10/16/2023	Accounts Payable	ROW CONSULTANTS LLC	\$600.39	\$600.39	\$0.00

Payment Register

From Payment Date: 2/1/2023 - To Payment Date: 2/29/2024

Number	Date	Status	Void Reason	Reconciled/ Voided Date	Source	Payee Name	Transaction Amount	Reconciled Amount	Difference
151278	10/06/2023	Reconciled		10/12/2023	Accounts Payable	SASSAFRAS, LLC	\$1,000.00	\$1,000.00	\$0.00
151279	10/06/2023	Reconciled		11/21/2023	Accounts Payable	SHELDON, MICHAEL	\$75.40	\$75.40	\$0.00
151280	10/06/2023	Reconciled		10/13/2023	Accounts Payable	SNAP-ON CREDIT LLC	\$62.41	\$62.41	\$0.00
151281	10/06/2023	Reconciled		10/10/2023	Accounts Payable	SOLUTIONS YES, LLC	\$1,946.07	\$1,946.07	\$0.00
151282	10/06/2023	Reconciled		10/20/2023	Accounts Payable	STEWART, ADAM	\$39.58	\$39.58	\$0.00
151283	10/06/2023	Reconciled		10/10/2023	Accounts Payable	TECHNOLOGY INTEGRATION GROUP	\$4,451.40	\$4,451.40	\$0.00
151284	10/06/2023	Reconciled		10/12/2023	Accounts Payable	THOMSON REUTERS-WEST PAYMENT CENTER	\$664.46	\$664.46	\$0.00
151285	10/06/2023	Reconciled		10/10/2023	Accounts Payable	THORNTOWN SCREENIN' INK	\$2,749.44	\$2,749.44	\$0.00
151286	10/06/2023	Reconciled		10/10/2023	Accounts Payable	TIMECLOCK PLUS, LLC	\$456.00	\$456.00	\$0.00
151287	10/06/2023	Reconciled		10/18/2023	Accounts Payable	TIMMONS GROUP, INC.	\$2,337.30	\$2,337.30	\$0.00
151288	10/06/2023	Reconciled		10/12/2023	Accounts Payable	TOVUTI, INC.	\$399.00	\$399.00	\$0.00
151289	10/06/2023	Reconciled		10/10/2023	Accounts Payable	TRAFFIC SAFETY SUPPLY CO	\$2,060.00	\$2,060.00	\$0.00
151290	10/06/2023	Reconciled		10/10/2023	Accounts Payable	TRANSUNION RISK AND ALTERNATIVE DATA SOLUTIONS INC	\$328.00	\$328.00	\$0.00
151291	10/06/2023	Reconciled		10/12/2023	Accounts Payable	TRUGREEN COMMERCIAL	\$239.85	\$239.85	\$0.00
151292	10/06/2023	Reconciled		10/13/2023	Accounts Payable	ULINE	\$237.11	\$237.11	\$0.00
151293	10/06/2023	Reconciled		10/13/2023	Accounts Payable	VALLEY BROADCASTING ASSC LLC	\$2,000.00	\$2,000.00	\$0.00
151294	10/06/2023	Reconciled		10/12/2023	Accounts Payable	VICTORY CLEANING SERVICES LLC	\$3,850.00	\$3,850.00	\$0.00
151295	10/06/2023	Reconciled		10/12/2023	Accounts Payable	WALTER E NELSON CO	\$685.98	\$685.98	\$0.00
151296	10/06/2023	Reconciled		10/10/2023	Accounts Payable	WAXIE SANITARY SUPPLY	\$697.95	\$697.95	\$0.00
151297	10/06/2023	Reconciled		10/10/2023	Accounts Payable	WHA INSURANCE AGENCY INC	\$750.00	\$750.00	\$0.00
151298	10/06/2023	Reconciled		10/11/2023	Accounts Payable	WHEELER, ALAN	\$54.23	\$54.23	\$0.00
151299	10/06/2023	Reconciled		10/11/2023	Accounts Payable	WILBUR ELLIS CO	\$407.24	\$407.24	\$0.00
151300	10/06/2023	Reconciled		10/11/2023	Accounts Payable	XYLEM WATER SOLUTIONS USA INC	\$3,282.30	\$3,282.30	\$0.00
151301	10/06/2023	Reconciled		10/12/2023	Accounts Payable	YES GRAPHICS PRINTING CO. INC.	\$1,728.00	\$1,728.00	\$0.00
151302	10/06/2023	Reconciled		10/11/2023	Accounts Payable	1STRUCTURE LLC	\$730.24	\$730.24	\$0.00
151303	10/06/2023	Reconciled		10/16/2023	Accounts Payable	BETTS, CALVIN , RAY	\$181.00	\$181.00	\$0.00
151304	10/06/2023	Reconciled		10/11/2023	Accounts Payable	BRAVO-CORONA, KELLY	\$33.00	\$33.00	\$0.00
151305	10/06/2023	Reconciled		10/16/2023	Accounts Payable	BUTLER, RICHARD, NEIL	\$33.00	\$33.00	\$0.00
151306	10/06/2023	Reconciled		10/17/2023	Accounts Payable	DELANO, BRADLEY , LEE	\$64.00	\$64.00	\$0.00
151307	10/06/2023	Open			Accounts Payable	ELLIS, ANITA , MARIE	\$10.00		
151308	10/06/2023	Open			Accounts Payable	FAFAYUCA MORALES, HECTOR , FABIAN	\$53.00		
151309	10/06/2023	Reconciled		10/13/2023	Accounts Payable	GANJE, DAVID , PATRICK	\$115.00	\$115.00	\$0.00
151310	10/06/2023	Reconciled		10/26/2023	Accounts Payable	HENDERSON, CALE , D.	\$64.00	\$64.00	\$0.00
151311	10/06/2023	Reconciled		10/16/2023	Accounts Payable	JACOBSON , SARAH, ANN	\$196.00	\$196.00	\$0.00
151312	10/06/2023	Reconciled		10/16/2023	Accounts Payable	MCDERMITT, ROCIA , REBECA	\$64.00	\$64.00	\$0.00
151313	10/06/2023	Reconciled		10/10/2023	Accounts Payable	REVIS, APRIL, MAE	\$53.00	\$53.00	\$0.00
151314	10/06/2023	Reconciled		10/11/2023	Accounts Payable	RIGGS, RUSSELL, ALLEN	\$53.00	\$53.00	\$0.00
151315	10/06/2023	Reconciled		10/17/2023	Accounts Payable	SCHOTT, LLISA , JOAN	\$137.00	\$137.00	\$0.00
151316	10/06/2023	Reconciled		10/12/2023	Accounts Payable	SILVA, CINDY , MICAELA	\$346.00	\$346.00	\$0.00
151317	10/06/2023	Reconciled		10/13/2023	Accounts Payable	STUMP, RUSSEL , ALAN	\$137.00	\$137.00	\$0.00
151318	10/06/2023	Reconciled		10/19/2023	Accounts Payable	THOMPSON, SARA , NICOLE	\$100.00	\$100.00	\$0.00
151319	10/06/2023	Reconciled		10/11/2023	Accounts Payable	VALERO, IRENE	\$137.00	\$137.00	\$0.00
151320	10/06/2023	Reconciled		10/11/2023	Accounts Payable	WIDMER, CAROL, ANN	\$137.00	\$137.00	\$0.00

Payment Register

From Payment Date: 2/1/2023 - To Payment Date: 2/29/2024

Number	Date	Status	Void Reason	Reconciled/ Voided Date	Source	Payee Name	Transaction Amount	Reconciled Amount	Difference
151321	10/06/2023	Voided	Event Cancellation	10/09/2023	Accounts Payable	VIBRANT LIGHTING, INC dba EVERSHINE LIGHTING	\$540.00		
151322	10/09/2023	Reconciled		10/31/2023	Utility Management Refund	DANNY & MARIE LEWIS	\$33.03	\$33.03	\$0.00
151323	10/09/2023	Reconciled		11/10/2023	Utility Management Refund	HEFNER, ANDREW & KATIE, J	\$48.59	\$48.59	\$0.00
151324	10/09/2023	Reconciled		11/13/2023	Utility Management Refund	KRAWCZYK, JAMES	\$91.13	\$91.13	\$0.00
151325	10/09/2023	Reconciled		10/16/2023	Utility Management Refund	LENNAR NW LLC	\$22.17	\$22.17	\$0.00
151326	10/09/2023	Reconciled		10/16/2023	Utility Management Refund	LENNAR NW LLC	\$75.00	\$75.00	\$0.00
151327	10/09/2023	Reconciled		10/16/2023	Utility Management Refund	LENNAR NW LLC	\$75.00	\$75.00	\$0.00
151328	10/09/2023	Reconciled		10/16/2023	Utility Management Refund	LENNAR NW LLC	\$75.00	\$75.00	\$0.00
151329	10/09/2023	Open			Utility Management Refund	MACION, CLAYTON	\$15.45		
151330	10/09/2023	Reconciled		10/19/2023	Utility Management Refund	MCCALL , JOANNE, C	\$101.53	\$101.53	\$0.00
151331	10/09/2023	Reconciled		01/02/2024	Utility Management Refund	OWNER: ECHO SHEN	\$42.04	\$42.04	\$0.00
151332	10/09/2023	Open			Utility Management Refund	PARMELEE, JANELL	\$23.55		
151333	10/09/2023	Open			Utility Management Refund	REAHM , AARON & RACHEL	\$70.35		
151334	10/09/2023	Reconciled		10/16/2023	Utility Management Refund	SFC PROPERTIES, LLC	\$60.06	\$60.06	\$0.00
151335	10/12/2023	Reconciled		10/13/2023	Accounts Payable	S & O REHAB LLC	\$50,000.00	\$50,000.00	\$0.00
151336	10/19/2023	Reconciled		10/24/2023	Accounts Payable	911 SUPPLY	\$2,491.05	\$2,491.05	\$0.00
151337	10/19/2023	Reconciled		10/23/2023	Accounts Payable	A & A PEST CONTROL INC	\$216.00	\$216.00	\$0.00
151338	10/19/2023	Reconciled		10/24/2023	Accounts Payable	AIRGAS USA LLC	\$1,252.56	\$1,252.56	\$0.00
151339	10/19/2023	Reconciled		10/23/2023	Accounts Payable	ALS GROUP USA CORP	\$1,112.00	\$1,112.00	\$0.00
151340	10/19/2023	Reconciled		10/24/2023	Accounts Payable	AMAZON CAPITAL SERVICES, INC	\$331.58	\$331.58	\$0.00
151341	10/19/2023	Reconciled		10/25/2023	Accounts Payable	APEX LABORATORIES LLC	\$1,040.00	\$1,040.00	\$0.00
151342	10/19/2023	Reconciled		11/03/2023	Accounts Payable	BAKER, LOGAN	\$170.84	\$170.84	\$0.00
151343	10/19/2023	Reconciled		10/23/2023	Accounts Payable	BATTERIES NORTHWEST	\$432.88	\$432.88	\$0.00
151344	10/19/2023	Reconciled		11/01/2023	Accounts Payable	BATTERIES PLUS	\$53.00	\$53.00	\$0.00
151345	10/19/2023	Reconciled		10/26/2023	Accounts Payable	BRAVO, BRENDA	\$220.37	\$220.37	\$0.00
151346	10/19/2023	Reconciled		10/25/2023	Accounts Payable	BRETTHAUER OIL COMPANY	\$1,249.98	\$1,249.98	\$0.00
151347	10/19/2023	Reconciled		10/23/2023	Accounts Payable	CASCADE COLUMBIA DIST CO	\$2,851.90	\$2,851.90	\$0.00
151348	10/19/2023	Reconciled		10/27/2023	Accounts Payable	CDW GOVERNMENT INC	\$4,853.20	\$4,853.20	\$0.00
151349	10/19/2023	Reconciled		11/02/2023	Accounts Payable	CINTAS CORPORATION - 463	\$2,231.00	\$2,231.00	\$0.00
151350	10/19/2023	Reconciled		10/23/2023	Accounts Payable	COMPUTER MGMT INT'L	\$4,635.00	\$4,635.00	\$0.00
151351	10/19/2023	Reconciled		10/30/2023	Accounts Payable	CONSERVATION TECHNIX INC	\$35,611.75	\$35,611.75	\$0.00
151352	10/19/2023	Reconciled		10/24/2023	Accounts Payable	CONSOR NORTH AMERICA, INC.	\$32,116.91	\$32,116.91	\$0.00
151353	10/19/2023	Reconciled		10/23/2023	Accounts Payable	COVERALL NORTH AMERICA INC	\$2,046.00	\$2,046.00	\$0.00
151354	10/19/2023	Reconciled		10/31/2023	Accounts Payable	CRIMINAL INFORMATION SERV INC	\$40.00	\$40.00	\$0.00
151355	10/19/2023	Reconciled		10/25/2023	Accounts Payable	CYCLE COUNTRY	\$128.52	\$128.52	\$0.00
151356	10/19/2023	Reconciled		10/25/2023	Accounts Payable	DAHLHOUSE CONCEPTS LLC dba BUDGET BLINDS OF KEIZER	\$759.00	\$759.00	\$0.00

Payment Register

From Payment Date: 2/1/2023 - To Payment Date: 2/29/2024

Number	Date	Status	Void Reason	Reconciled/ Voided Date	Source	Payee Name	Transaction Amount	Reconciled Amount	Difference
151357	10/19/2023	Reconciled		10/27/2023	Accounts Payable	DANIEL T DANSKEY CONSTRUCTION LLC	\$3,198.25	\$3,198.25	\$0.00
151358	10/19/2023	Reconciled		10/23/2023	Accounts Payable	DASH MEDICAL GLOVES, INC	\$400.86	\$400.86	\$0.00
151359	10/19/2023	Reconciled		11/14/2023	Accounts Payable	DAVID DOUGHERTY dba DLA INC.	\$1,115.89	\$1,115.89	\$0.00
151360	10/19/2023	Reconciled		10/23/2023	Accounts Payable	DAVISON AUTO PARTS, INC.	\$2,937.17	\$2,937.17	\$0.00
151361	10/19/2023	Reconciled		11/01/2023	Accounts Payable	DAY WIRELESS SYSTEMS	\$5,071.16	\$5,071.16	\$0.00
151362	10/19/2023	Reconciled		10/31/2023	Accounts Payable	DELPHIA CONSULTING, LLC	\$856.11	\$856.11	\$0.00
151363	10/19/2023	Reconciled		10/20/2023	Accounts Payable	DERICKSON, SCOTT	\$1,235.66	\$1,235.66	\$0.00
151364	10/19/2023	Reconciled		11/08/2023	Accounts Payable	EDGE ANALYTICAL INC	\$808.00	\$808.00	\$0.00
151365	10/19/2023	Reconciled		10/23/2023	Accounts Payable	ENGELMAN ELECTRIC INC	\$4,417.36	\$4,417.36	\$0.00
151366	10/19/2023	Reconciled		10/24/2023	Accounts Payable	EQUIPMENT DEPOT NORTHWEST dba NORLIFT OF OREGON	\$255.48	\$255.48	\$0.00
151367	10/19/2023	Reconciled		10/25/2023	Accounts Payable	EUROFINS FRONTIER GLOBAL SCIENCES	\$180.00	\$180.00	\$0.00
151368	10/19/2023	Reconciled		11/17/2023	Accounts Payable	FAULHABER, BETH	\$54.90	\$54.90	\$0.00
151369	10/19/2023	Reconciled		10/27/2023	Accounts Payable	FEDERAL EXPRESS CORP	\$74.17	\$74.17	\$0.00
151370	10/19/2023	Reconciled		10/25/2023	Accounts Payable	FRONTIER PRECISION INC	\$9,023.85	\$9,023.85	\$0.00
151371	10/19/2023	Reconciled		10/23/2023	Accounts Payable	G&G AUTO CARE SUPPLY INC dba G&G SUPPLY CO	\$9.87	\$9.87	\$0.00
151372	10/19/2023	Open			Accounts Payable	GITT, MELISSA	\$30.50		
151373	10/19/2023	Reconciled		01/23/2024	Accounts Payable	GMR LAWN MAINTENANCE	\$900.00	\$900.00	\$0.00
151374	10/19/2023	Reconciled		10/24/2023	Accounts Payable	GRAINGER INC	\$227.22	\$227.22	\$0.00
151375	10/19/2023	Reconciled		10/25/2023	Accounts Payable	GRANITE TELECOMMUNICATIONS, LLC	\$4,165.10	\$4,165.10	\$0.00
151376	10/19/2023	Reconciled		10/24/2023	Accounts Payable	GREGG, MEL	\$314.93	\$314.93	\$0.00
151377	10/19/2023	Reconciled		10/23/2023	Accounts Payable	GROVE, MUELLER & SWANK P.C.	\$16,500.00	\$16,500.00	\$0.00
151378	10/19/2023	Reconciled		10/30/2023	Accounts Payable	HACH CHEMICAL CO	\$2,801.11	\$2,801.11	\$0.00
151379	10/19/2023	Reconciled		10/23/2023	Accounts Payable	HD SUPPLY, INC dba USABLUBOOK	\$3,012.94	\$3,012.94	\$0.00
151380	10/19/2023	Reconciled		10/26/2023	Accounts Payable	HILLTOP REFRIGERATION INC	\$889.49	\$889.49	\$0.00
151381	10/19/2023	Reconciled		10/25/2023	Accounts Payable	HILLYER'S MID CITY FORD	\$1,750.71	\$1,750.71	\$0.00
151382	10/19/2023	Reconciled		11/06/2023	Accounts Payable	HOFFMAN PRESSURE WASHING	\$400.00	\$400.00	\$0.00
151383	10/19/2023	Reconciled		10/23/2023	Accounts Payable	HYDRO-TEMP MECHANICAL INC	\$758.60	\$758.60	\$0.00
151384	10/19/2023	Reconciled		10/26/2023	Accounts Payable	IDEXX DISTRIBUTION CORP	\$984.44	\$984.44	\$0.00
151385	10/19/2023	Reconciled		10/23/2023	Accounts Payable	INDUSTRIAL SOURCE	\$39.10	\$39.10	\$0.00
151386	10/19/2023	Reconciled		10/24/2023	Accounts Payable	INGRAM LIBRARY SERVICES	\$141.28	\$141.28	\$0.00
151387	10/19/2023	Reconciled		10/23/2023	Accounts Payable	JUBITZ CORPORATION	\$7,057.21	\$7,057.21	\$0.00
151388	10/19/2023	Reconciled		11/13/2023	Accounts Payable	KEIZER OUTDOOR POWER EQUIP	\$77.75	\$77.75	\$0.00
151389	10/19/2023	Reconciled		10/27/2023	Accounts Payable	KIWANIS CLUB OF WOODBURN	\$150.00	\$150.00	\$0.00
151390	10/19/2023	Reconciled		10/23/2023	Accounts Payable	KNIFE RIVER CORP	\$1,030.50	\$1,030.50	\$0.00
151391	10/19/2023	Reconciled		10/24/2023	Accounts Payable	LANGUAGE LINE SERVICES INC	\$1,899.21	\$1,899.21	\$0.00
151392	10/19/2023	Reconciled		10/30/2023	Accounts Payable	LANGUAGE TESTING INTERNATIONAL INC	\$73.00	\$73.00	\$0.00
151393	10/19/2023	Reconciled		10/24/2023	Accounts Payable	LEAGUE OF OREGON CITIES	\$680.00	\$680.00	\$0.00
151394	10/19/2023	Reconciled		10/23/2023	Accounts Payable	LEGACY MEDICAL GROUP	\$392.00	\$392.00	\$0.00
151395	10/19/2023	Reconciled		10/26/2023	Accounts Payable	LONERGAN, FRANK	\$349.26	\$349.26	\$0.00
151396	10/19/2023	Reconciled		10/25/2023	Accounts Payable	LOOMIS	\$343.60	\$343.60	\$0.00
151397	10/19/2023	Reconciled		10/25/2023	Accounts Payable	METCOM	\$44,758.85	\$44,758.85	\$0.00
151398	10/19/2023	Reconciled		10/24/2023	Accounts Payable	METRO PRESORT	\$2,313.74	\$2,313.74	\$0.00
151399	10/19/2023	Reconciled		10/27/2023	Accounts Payable	MICHAEL J. MORRIS dba RECDESK LLC	\$7,100.00	\$7,100.00	\$0.00

Payment Register

From Payment Date: 2/1/2023 - To Payment Date: 2/29/2024

Number	Date	Status	Void Reason	Reconciled/ Voided Date	Source	Payee Name	Transaction Amount	Reconciled Amount	Difference
151400	10/19/2023	Reconciled		10/30/2023	Accounts Payable	MULTIVERSE INTERPRETING INC	\$382.00	\$382.00	\$0.00
151401	10/19/2023	Reconciled		10/20/2023	Accounts Payable	NATALYS CONSTRUCTION LLC	\$19,974.00	\$19,974.00	\$0.00
151402	10/19/2023	Reconciled		10/24/2023	Accounts Payable	NORTHWEST NATURAL GAS	\$7,356.88	\$7,356.88	\$0.00
151403	10/19/2023	Reconciled		10/23/2023	Accounts Payable	NURNBERG SCIENTIFIC	\$1,105.22	\$1,105.22	\$0.00
151404	10/19/2023	Reconciled		10/27/2023	Accounts Payable	OFFICE DEPOT	\$269.08	\$269.08	\$0.00
151405	10/19/2023	Reconciled		10/30/2023	Accounts Payable	ONE CALL CONCEPTS INC	\$316.40	\$316.40	\$0.00
151406	10/19/2023	Reconciled		10/26/2023	Accounts Payable	OR ASSOC OF WATER UTILITIES	\$1,350.00	\$1,350.00	\$0.00
151407	10/19/2023	Reconciled		10/24/2023	Accounts Payable	OR DEPT OF ENVIRONMENTAL QUALITY	\$96.42	\$96.42	\$0.00
151408	10/19/2023	Reconciled		10/27/2023	Accounts Payable	OR DEPT OF TRANSPORTATION	\$66.52	\$66.52	\$0.00
151409	10/19/2023	Reconciled		10/31/2023	Accounts Payable	OREGON EQUIPMENT SALES LLC	\$317.00	\$317.00	\$0.00
151410	10/19/2023	Reconciled		10/23/2023	Accounts Payable	PAPE' MACHINERY	\$450.39	\$450.39	\$0.00
151411	10/19/2023	Reconciled		11/06/2023	Accounts Payable	PEREZ 1 PEST CONTROL INC	\$950.00	\$950.00	\$0.00
151412	10/19/2023	Reconciled		10/23/2023	Accounts Payable	PETROCARD	\$3,240.25	\$3,240.25	\$0.00
151413	10/19/2023	Reconciled		10/23/2023	Accounts Payable	PIERSON, HEATHER	\$738.71	\$738.71	\$0.00
151414	10/19/2023	Reconciled		10/27/2023	Accounts Payable	PREGAME INC	\$4,800.00	\$4,800.00	\$0.00
151415	10/19/2023	Reconciled		10/25/2023	Accounts Payable	QUADIENT FINANCE USA, INC.	\$1,091.16	\$1,091.16	\$0.00
151416	10/19/2023	Reconciled		10/25/2023	Accounts Payable	R.L. REIMERS COMPANY	\$416,227.00	\$416,227.00	\$0.00
151417	10/19/2023	Reconciled		10/26/2023	Accounts Payable	REDFLEX TRAFFIC SYSTEMS INC	\$26,712.00	\$26,712.00	\$0.00
151418	10/19/2023	Reconciled		10/24/2023	Accounts Payable	RICHARD ALBECK DBA SUPPLY SOLUTIONS LLC, RICHARD, ALBECK DBA SUPPLY SO	\$73.75	\$73.75	\$0.00
151419	10/19/2023	Reconciled		11/01/2023	Accounts Payable	RITZ SAFETY LLC	\$593.47	\$593.47	\$0.00
151420	10/19/2023	Reconciled		10/23/2023	Accounts Payable	ROBERT CARNEY	\$215.24	\$215.24	\$0.00
151421	10/19/2023	Reconciled		10/26/2023	Accounts Payable	ROW CONSULTANTS LLC	\$7,421.00	\$7,421.00	\$0.00
151422	10/19/2023	Reconciled		11/27/2023	Accounts Payable	S.O.S. LOCK SERVICE	\$80.00	\$80.00	\$0.00
151423	10/19/2023	Reconciled		10/26/2023	Accounts Payable	SIERRA SPRINGS	\$171.18	\$171.18	\$0.00
151424	10/19/2023	Reconciled		10/24/2023	Accounts Payable	STEELE ELECTRIC LLC	\$6,918.10	\$6,918.10	\$0.00
151425	10/19/2023	Reconciled		10/23/2023	Accounts Payable	TECHNOLOGY INTEGRATION GROUP	\$1,130.00	\$1,130.00	\$0.00
151426	10/19/2023	Reconciled		10/23/2023	Accounts Payable	THE AUTOMATION GROUP INC	\$16,560.00	\$16,560.00	\$0.00
151427	10/19/2023	Reconciled		10/25/2023	Accounts Payable	THEMECRAFT, LLC dba IRONHORSE INTERPRETIVE	\$28,519.10	\$28,519.10	\$0.00
151428	10/19/2023	Reconciled		10/31/2023	Accounts Payable	TIMMONS GROUP, INC.	\$5,871.60	\$5,871.60	\$0.00
151429	10/19/2023	Reconciled		10/24/2023	Accounts Payable	TYR SPORT INC	\$422.45	\$422.45	\$0.00
151430	10/19/2023	Reconciled		10/25/2023	Accounts Payable	US BANCORP ASSET MNGMNT dba PFM ASSET MNGMNT	\$3,470.41	\$3,470.41	\$0.00
151431	10/19/2023	Reconciled		10/31/2023	Accounts Payable	VERIZON WIRELESS	\$7,827.20	\$7,827.20	\$0.00
151432	10/19/2023	Reconciled		10/27/2023	Accounts Payable	VICTORY CLEANING SERVICES LLC	\$1,800.00	\$1,800.00	\$0.00
151433	10/19/2023	Reconciled		10/25/2023	Accounts Payable	WALTER E NELSON CO	\$770.78	\$770.78	\$0.00
151434	10/19/2023	Reconciled		10/23/2023	Accounts Payable	WAVE BROADBAND	\$300.83	\$300.83	\$0.00
151435	10/19/2023	Reconciled		10/24/2023	Accounts Payable	WILBUR ELLIS CO	\$5,151.55	\$5,151.55	\$0.00
151436	10/19/2023	Reconciled		10/23/2023	Accounts Payable	YES GRAPHICS PRINTING CO. INC.	\$474.00	\$474.00	\$0.00
151437	10/19/2023	Reconciled		10/23/2023	Accounts Payable	ZUMAR INDUSTRIES INC	\$2,876.00	\$2,876.00	\$0.00
151438	10/19/2023	Reconciled		10/31/2023	Accounts Payable	D'CORAZON BEAUTY SALON	\$1,367.00	\$1,367.00	\$0.00
151439	10/19/2023	Reconciled		11/13/2023	Accounts Payable	EVA & GEORGE SIMEONOV	\$224.00	\$224.00	\$0.00
151440	10/19/2023	Reconciled		10/23/2023	Accounts Payable	MARQUEZ, ENRIQUE	\$2,098.00	\$2,098.00	\$0.00
151441	10/19/2023	Open			Accounts Payable	ODOT PTD	\$21,800.00		
151442	10/26/2023	Reconciled		10/26/2023	Utility Management Refund	HARBISON, SANDRA, M	\$693.00	\$693.00	\$0.00

Payment Register

From Payment Date: 2/1/2023 - To Payment Date: 2/29/2024

Number	Date	Status	Void Reason	Reconciled/ Voided Date	Source	Payee Name	Transaction Amount	Reconciled Amount	Difference
151443	10/26/2023	Reconciled		11/14/2023	Accounts Payable	MARION COUNTY SHERIFFS OFFICE	\$50.00	\$50.00	\$0.00
151444	11/01/2023	Reconciled		11/28/2023	Utility Management Refund	BURTON, NORMA, SEELY	\$60.06	\$60.06	\$0.00
151445	11/01/2023	Reconciled		11/06/2023	Utility Management Refund	FORET, JILL, LANETTE	\$11.18	\$11.18	\$0.00
151446	11/01/2023	Reconciled		11/14/2023	Utility Management Refund	GIESENAUER, RUTH	\$41.86	\$41.86	\$0.00
151447	11/01/2023	Reconciled		11/13/2023	Utility Management Refund	HENDERSON, DAVID & JERRILYN	\$97.50	\$97.50	\$0.00
151448	11/01/2023	Reconciled		11/13/2023	Utility Management Refund	LANDLORD: RONALD WALTERS	\$18.11	\$18.11	\$0.00
151449	11/01/2023	Reconciled		11/10/2023	Utility Management Refund	LENNAR NW LLC	\$17.28	\$17.28	\$0.00
151450	11/01/2023	Reconciled		11/10/2023	Utility Management Refund	LENNAR NW LLC	\$21.56	\$21.56	\$0.00
151451	11/01/2023	Reconciled		11/28/2023	Utility Management Refund	PARKER, JOSHUA, MATTHEW	\$59.26	\$59.26	\$0.00
151452	11/01/2023	Open			Utility Management Refund	RAYMUNDO FLORES, JOSE ALFREDO	\$19.92		
151453	11/02/2023	Reconciled		11/07/2023	Accounts Payable	911 SUPPLY	\$416.33	\$416.33	\$0.00
151454	11/02/2023	Reconciled		11/06/2023	Accounts Payable	A & A PEST CONTROL INC	\$216.00	\$216.00	\$0.00
151455	11/02/2023	Reconciled		11/16/2023	Accounts Payable	ACTIVE MEDIA INC	\$325.00	\$325.00	\$0.00
151456	11/02/2023	Reconciled		11/16/2023	Accounts Payable	ADT SECURITY SERVICES	\$37.99	\$37.99	\$0.00
151457	11/02/2023	Reconciled		11/06/2023	Accounts Payable	AIRGAS USA LLC	\$360.62	\$360.62	\$0.00
151458	11/02/2023	Reconciled		11/06/2023	Accounts Payable	AL'S GARDEN CENTER	\$50.00	\$50.00	\$0.00
151459	11/02/2023	Reconciled		11/03/2023	Accounts Payable	ALTABEF, COLLEEN	\$182.66	\$182.66	\$0.00
151460	11/02/2023	Reconciled		11/06/2023	Accounts Payable	AMAZON CAPITAL SERVICES, INC	\$585.28	\$585.28	\$0.00
151461	11/02/2023	Voided/Reissued	WRONG ADDRESS	11/29/2023	Accounts Payable	AMSOIL INC	\$395.75		
151462	11/02/2023	Reconciled		11/03/2023	Accounts Payable	ANA PERFECTO	\$228.68	\$228.68	\$0.00
151463	11/02/2023	Reconciled		11/07/2023	Accounts Payable	ANDERSON POOLWORKS INC	\$1,744.60	\$1,744.60	\$0.00
151464	11/02/2023	Reconciled		11/07/2023	Accounts Payable	APEX LABORATORIES LLC	\$865.00	\$865.00	\$0.00
151465	11/02/2023	Reconciled		11/08/2023	Accounts Payable	ASHLAND BROTHERS LANDSCAPES IN	\$1,348.75	\$1,348.75	\$0.00
151466	11/02/2023	Reconciled		11/07/2023	Accounts Payable	AUSTEN'S BODY SHOP INC	\$5,000.00	\$5,000.00	\$0.00
151467	11/02/2023	Reconciled		11/07/2023	Accounts Payable	AWWA	\$263.00	\$263.00	\$0.00
151468	11/02/2023	Reconciled		11/08/2023	Accounts Payable	BATTERIES NORTHWEST	\$527.78	\$527.78	\$0.00
151469	11/02/2023	Reconciled		11/06/2023	Accounts Payable	BIO-MED TESTING SERVICE	\$498.00	\$498.00	\$0.00
151470	11/02/2023	Reconciled		11/06/2023	Accounts Payable	BOWERS, JARROD	\$303.70	\$303.70	\$0.00
151471	11/02/2023	Reconciled		11/03/2023	Accounts Payable	CARLIN, CHARLES	\$558.53	\$558.53	\$0.00
151472	11/02/2023	Reconciled		11/08/2023	Accounts Payable	CASCADE WATER WORKS INC	\$20,106.40	\$20,106.40	\$0.00
151473	11/02/2023	Reconciled		11/13/2023	Accounts Payable	CDW GOVERNMENT INC	\$1,735.69	\$1,735.69	\$0.00
151474	11/02/2023	Reconciled		11/14/2023	Accounts Payable	CENTER POINT LARGE PRINT	\$1,754.64	\$1,754.64	\$0.00
151475	11/02/2023	Reconciled		11/10/2023	Accounts Payable	CENTURYLINK	\$605.64	\$605.64	\$0.00
151476	11/02/2023	Reconciled		11/15/2023	Accounts Payable	CHEMEKETA COMMUNITY COLLEGE	\$78.80	\$78.80	\$0.00
151477	11/02/2023	Reconciled		11/16/2023	Accounts Payable	CHOUGH INC DBA EXTREME PRODUCTS	\$5,950.00	\$5,950.00	\$0.00
151478	11/02/2023	Reconciled		11/14/2023	Accounts Payable	CINTAS CORPORATION - 463	\$1,816.83	\$1,816.83	\$0.00
151479	11/02/2023	Reconciled		11/10/2023	Accounts Payable	CIT BANK NA	\$2,450.66	\$2,450.66	\$0.00

Payment Register

From Payment Date: 2/1/2023 - To Payment Date: 2/29/2024

Number	Date	Status	Void Reason	Reconciled/ Voided Date	Source	Payee Name	Transaction Amount	Reconciled Amount	Difference
151480	11/02/2023	Reconciled		11/06/2023	Accounts Payable	CLASS ACT, EVENT COORDINATORS, INC.	\$7,300.00	\$7,300.00	\$0.00
151481	11/02/2023	Reconciled		11/06/2023	Accounts Payable	COMPLETE WIRELESS SOLUTNS INC	\$298.50	\$298.50	\$0.00
151482	11/02/2023	Reconciled		11/07/2023	Accounts Payable	CONSOR NORTH AMERICA, INC.	\$17,112.15	\$17,112.15	\$0.00
151483	11/02/2023	Reconciled		11/08/2023	Accounts Payable	CORE & MAIN LP	\$14,632.67	\$14,632.67	\$0.00
151484	11/02/2023	Reconciled		12/08/2023	Accounts Payable	CROWLEY & SON SECURITY SYSTEMS	\$240.00	\$240.00	\$0.00
151485	11/02/2023	Reconciled		11/08/2023	Accounts Payable	DATAVISION COMMUNICATIONS	\$1,293.02	\$1,293.02	\$0.00
151486	11/02/2023	Reconciled		11/06/2023	Accounts Payable	DAVISON AUTO PARTS, INC.	\$2,326.15	\$2,326.15	\$0.00
151487	11/02/2023	Reconciled		11/06/2023	Accounts Payable	DAY HEATING COMPANY	\$10,580.00	\$10,580.00	\$0.00
151488	11/02/2023	Reconciled		11/07/2023	Accounts Payable	DECA ARCHITECTURE INC	\$4,254.95	\$4,254.95	\$0.00
151489	11/02/2023	Reconciled		11/10/2023	Accounts Payable	DELL MARKETING LP	\$102,553.37	\$102,553.37	\$0.00
151490	11/02/2023	Reconciled		11/09/2023	Accounts Payable	DEMCO INC	\$128.54	\$128.54	\$0.00
151491	11/02/2023	Reconciled		11/07/2023	Accounts Payable	DERICKSON, SCOTT	\$757.50	\$757.50	\$0.00
151492	11/02/2023	Reconciled		11/08/2023	Accounts Payable	DKS ASSOCIATES	\$880.00	\$880.00	\$0.00
151493	11/02/2023	Reconciled		11/08/2023	Accounts Payable	EDGE ANALYTICAL INC	\$400.00	\$400.00	\$0.00
151494	11/02/2023	Reconciled		11/06/2023	Accounts Payable	ENGELMAN ELECTRIC INC	\$463.20	\$463.20	\$0.00
151495	11/02/2023	Reconciled		11/13/2023	Accounts Payable	FEDERAL EXPRESS CORP	\$25.55	\$25.55	\$0.00
151496	11/02/2023	Reconciled		11/06/2023	Accounts Payable	FERGUSON ENTERPRISES INC	\$4,030.43	\$4,030.43	\$0.00
151497	11/02/2023	Reconciled		11/16/2023	Accounts Payable	FORTRES GRAND CORP	\$300.00	\$300.00	\$0.00
151498	11/02/2023	Reconciled		11/03/2023	Accounts Payable	FRIENDS OF THE LIBRARY	\$877.95	\$877.95	\$0.00
151499	11/02/2023	Reconciled		11/08/2023	Accounts Payable	FRONTLINE PUBLIC SAFETY SOLUTIONS	\$6,300.00	\$6,300.00	\$0.00
151500	11/02/2023	Reconciled		11/06/2023	Accounts Payable	G&G AUTO CARE SUPPLY INC dba G&G SUPPLY CO	\$21.31	\$21.31	\$0.00
151501	11/02/2023	Reconciled		11/08/2023	Accounts Payable	GALE/CENGAGE LEARNING	\$258.76	\$258.76	\$0.00
151502	11/02/2023	Reconciled		11/07/2023	Accounts Payable	GRAINGER INC	\$1,119.18	\$1,119.18	\$0.00
151503	11/02/2023	Reconciled		11/06/2023	Accounts Payable	H.D. FOWLER CO INC	\$702.01	\$702.01	\$0.00
151504	11/02/2023	Reconciled		11/07/2023	Accounts Payable	HACH CHEMICAL CO	\$200.67	\$200.67	\$0.00
151505	11/02/2023	Reconciled		11/07/2023	Accounts Payable	HERC RENTALS INC	\$3,698.14	\$3,698.14	\$0.00
151506	11/02/2023	Reconciled		11/07/2023	Accounts Payable	HILLTOP REFRIGERATION INC	\$1,038.92	\$1,038.92	\$0.00
151507	11/02/2023	Reconciled		11/06/2023	Accounts Payable	HOFFMAN PRESSURE WASHING	\$355.00	\$355.00	\$0.00
151508	11/02/2023	Reconciled		11/06/2023	Accounts Payable	HUBBARD CHEVROLET	\$591.92	\$591.92	\$0.00
151509	11/02/2023	Reconciled		11/06/2023	Accounts Payable	HYDRO-TEMP MECHANICAL INC	\$1,965.00	\$1,965.00	\$0.00
151510	11/02/2023	Reconciled		11/08/2023	Accounts Payable	IES COMMUNICATONS LLC	\$2,782.50	\$2,782.50	\$0.00
151511	11/02/2023	Reconciled		11/08/2023	Accounts Payable	INGRAM LIBRARY SERVICES	\$986.32	\$986.32	\$0.00
151512	11/02/2023	Reconciled		11/14/2023	Accounts Payable	INSTITUTE OF POLICE TECHNOLOGY & MANAGEMENT	\$1,095.00	\$1,095.00	\$0.00
151513	11/02/2023	Reconciled		11/06/2023	Accounts Payable	JOHNSON ECONOMICS LLC	\$2,952.50	\$2,952.50	\$0.00
151514	11/02/2023	Reconciled		11/06/2023	Accounts Payable	KATHLEEN MCCLASKEY	\$51.54	\$51.54	\$0.00
151515	11/02/2023	Reconciled		12/12/2023	Accounts Payable	KATHRYN SAIN	\$33.18	\$33.18	\$0.00
151516	11/02/2023	Reconciled		11/07/2023	Accounts Payable	KIMBALL MIDWEST	\$31.65	\$31.65	\$0.00
151517	11/02/2023	Reconciled		11/13/2023	Accounts Payable	KIMBERLIN, KEITH, A	\$147.84	\$147.84	\$0.00
151518	11/02/2023	Reconciled		11/07/2023	Accounts Payable	KITTELSON & ASSOC INC	\$5,935.00	\$5,935.00	\$0.00
151519	11/02/2023	Reconciled		11/06/2023	Accounts Payable	KNIFE RIVER CORP	\$64,142.58	\$64,142.58	\$0.00
151520	11/02/2023	Reconciled		11/16/2023	Accounts Payable	KPA SERVICES LLC	\$224.64	\$224.64	\$0.00
151521	11/02/2023	Reconciled		11/10/2023	Accounts Payable	LANGUAGE TESTING INTERNATIONAL INC	\$219.00	\$219.00	\$0.00
151522	11/02/2023	Reconciled		11/15/2023	Accounts Payable	LEAGUE OF OREGON CITIES	\$2,445.00	\$2,445.00	\$0.00
151523	11/02/2023	Reconciled		11/08/2023	Accounts Payable	MARION COUNTY CLERK	\$106.00	\$106.00	\$0.00

Payment Register

From Payment Date: 2/1/2023 - To Payment Date: 2/29/2024

Number	Date	Status	Void Reason	Reconciled/ Voided Date	Source	Payee Name	Transaction Amount	Reconciled Amount	Difference
151524	11/02/2023	Reconciled		11/13/2023	Accounts Payable	MARION COUNTY TAX COLLECT	\$5,313.42	\$5,313.42	\$0.00
151525	11/02/2023	Reconciled		11/06/2023	Accounts Payable	MASTERTECH SECURITY dba CENTRAL STATION MONITORING	\$145.00	\$145.00	\$0.00
151526	11/02/2023	Reconciled		11/16/2023	Accounts Payable	MCKENZIE GRANUM	\$681.63	\$681.63	\$0.00
151527	11/02/2023	Reconciled		11/08/2023	Accounts Payable	MIDWEST TAPE, LLC	\$267.44	\$267.44	\$0.00
151528	11/02/2023	Reconciled		11/06/2023	Accounts Payable	MONITORING NW LLC	\$102.00	\$102.00	\$0.00
151529	11/02/2023	Reconciled		11/06/2023	Accounts Payable	MULTIVERSE INTERPRETING INC	\$164.00	\$164.00	\$0.00
151530	11/02/2023	Reconciled		11/02/2023	Accounts Payable	NATALYS CONSTRUCTION LLC	\$53,150.00	\$53,150.00	\$0.00
151531	11/02/2023	Reconciled		11/09/2023	Accounts Payable	OFFICE DEPOT	\$1,009.91	\$1,009.91	\$0.00
151532	11/02/2023	Reconciled		11/09/2023	Accounts Payable	OR ASSOC OF WATER UTILITIES	\$75.00	\$75.00	\$0.00
151533	11/02/2023	Reconciled		11/15/2023	Accounts Payable	OREGON BUILDING OFFICIALS	\$395.00	\$395.00	\$0.00
151534	11/02/2023	Reconciled		11/06/2023	Accounts Payable	OREGON DEPT OF CONSUMER & BUS SERV	\$26,138.39	\$26,138.39	\$0.00
151535	11/02/2023	Reconciled		11/13/2023	Accounts Payable	OREGON HEALTH AUTHORITY	\$1,200.00	\$1,200.00	\$0.00
151536	11/02/2023	Reconciled		11/07/2023	Accounts Payable	OREGON PORTABLE TOILETS LLC	\$420.00	\$420.00	\$0.00
151537	11/02/2023	Reconciled		11/06/2023	Accounts Payable	PAMPLIN MEDIA GROUP	\$65.00	\$65.00	\$0.00
151538	11/02/2023	Reconciled		11/07/2023	Accounts Payable	PERFORMANCE SYSTEMS INTEGRATION LLC	\$2,704.45	\$2,704.45	\$0.00
151539	11/02/2023	Reconciled		11/08/2023	Accounts Payable	PETROCARD	\$4,300.51	\$4,300.51	\$0.00
151540	11/02/2023	Reconciled		11/07/2023	Accounts Payable	POLICE EXECUTIVE RESEARCH FORUM	\$10,600.00	\$10,600.00	\$0.00
151541	11/02/2023	Reconciled		11/07/2023	Accounts Payable	PORTLAND GENERAL ELECTRIC	\$1,367.67	\$1,367.67	\$0.00
151542	11/02/2023	Reconciled		11/14/2023	Accounts Payable	QUALITY CONTROL SERVICES INC	\$1,650.00	\$1,650.00	\$0.00
151543	11/02/2023	Reconciled		11/06/2023	Accounts Payable	R.L. REIMERS COMPANY	\$81,000.00	\$81,000.00	\$0.00
151544	11/02/2023	Reconciled		11/10/2023	Accounts Payable	REPUBLIC SERVICES	\$62.98	\$62.98	\$0.00
151545	11/02/2023	Reconciled		11/10/2023	Accounts Payable	ROTARY CLUB OF WOODBURN	\$360.00	\$360.00	\$0.00
151546	11/02/2023	Reconciled		11/20/2023	Accounts Payable	SAFE RESTRAINTS INC	\$2,202.12	\$2,202.12	\$0.00
151547	11/02/2023	Reconciled		11/14/2023	Accounts Payable	SHARON SCHAUB	\$215.11	\$215.11	\$0.00
151548	11/02/2023	Reconciled		11/08/2023	Accounts Payable	SNAP-ON CREDIT LLC	\$62.41	\$62.41	\$0.00
151549	11/02/2023	Reconciled		11/06/2023	Accounts Payable	SOLUTIONS YES, LLC	\$1,484.27	\$1,484.27	\$0.00
151550	11/02/2023	Reconciled		11/07/2023	Accounts Payable	STATE INDUSTRIAL PRODUCTS	\$925.96	\$925.96	\$0.00
151551	11/02/2023	Reconciled		11/07/2023	Accounts Payable	STRATEGIES 360, INC.	\$2,307.70	\$2,307.70	\$0.00
151552	11/02/2023	Reconciled		11/07/2023	Accounts Payable	THE ARTCRAFT GROUP, INC dba PROMOTIONSNOW	\$280.01	\$280.01	\$0.00
151553	11/02/2023	Reconciled		11/06/2023	Accounts Payable	THE AUTOMATION GROUP INC	\$5,689.00	\$5,689.00	\$0.00
151554	11/02/2023	Reconciled		11/14/2023	Accounts Payable	TITUS, CHRISTOPHER	\$170.84	\$170.84	\$0.00
151555	11/02/2023	Reconciled		11/07/2023	Accounts Payable	TOWN INC. dba SOUTH TOWN GLASS	\$1,159.00	\$1,159.00	\$0.00
151556	11/02/2023	Reconciled		11/07/2023	Accounts Payable	TROJAN TECHNOLOGIES INC	\$5,312.00	\$5,312.00	\$0.00
151557	11/02/2023	Reconciled		11/13/2023	Accounts Payable	TRUGREEN COMMERCIAL	\$2,113.75	\$2,113.75	\$0.00
151558	11/02/2023	Reconciled		11/08/2023	Accounts Payable	US BANCORP ASSET MNGMNT dba PFM ASSET MNGMNT	\$3,360.31	\$3,360.31	\$0.00
151559	11/02/2023	Reconciled		11/10/2023	Accounts Payable	US BANK EQUIPMENT FINANCE	\$17.30	\$17.30	\$0.00
151560	11/02/2023	Reconciled		11/07/2023	Accounts Payable	VICTORY CLEANING SERVICES LLC	\$5,312.00	\$5,312.00	\$0.00
151561	11/02/2023	Reconciled		12/12/2023	Accounts Payable	WILK, MARK	\$216.29	\$216.29	\$0.00
151562	11/02/2023	Reconciled		11/02/2023	Accounts Payable	WOODBURN MASONIC TRUSTEES	\$50,000.00	\$50,000.00	\$0.00
151563	11/02/2023	Reconciled		11/20/2023	Accounts Payable	WOODBURN PLUMBING	\$119.00	\$119.00	\$0.00
151564	11/02/2023	Reconciled		12/04/2023	Accounts Payable	WOODBURN SCHOOL DIST 103C	\$5,845.83	\$5,845.83	\$0.00
151565	11/02/2023	Reconciled		11/13/2023	Accounts Payable	WOODBURN VETERINARY CLINIC PC	\$873.65	\$873.65	\$0.00

Payment Register

From Payment Date: 2/1/2023 - To Payment Date: 2/29/2024

Number	Date	Status	Void Reason	Reconciled/ Voided Date	Source	Payee Name	Transaction Amount	Reconciled Amount	Difference
151566	11/02/2023	Reconciled		11/08/2023	Accounts Payable	XYLEM WATER SOLUTIONS USA INC	\$79,590.40	\$79,590.40	\$0.00
151567	11/02/2023	Reconciled		11/08/2023	Accounts Payable	YES GRAPHICS PRINTING CO. INC.	\$378.00	\$378.00	\$0.00
151568	11/02/2023	Reconciled		11/09/2023	Accounts Payable	DELOYA , JUAN	\$123.00	\$123.00	\$0.00
151569	11/02/2023	Reconciled		11/06/2023	Accounts Payable	ESCOBAR, GENESIS	\$25.00	\$25.00	\$0.00
151570	11/02/2023	Reconciled		11/07/2023	Accounts Payable	ORTIZ, VALENTIA	\$50.00	\$50.00	\$0.00
151571	11/02/2023	Voided	WRONG ADDRESS	11/15/2023	Accounts Payable	PACIFIC INTERIORS INC	\$18,812.00		
151572	11/02/2023	Reconciled		11/29/2023	Accounts Payable	POLE, BEVERLY	\$44.00	\$44.00	\$0.00
151573	11/02/2023	Reconciled		01/11/2024	Accounts Payable	RIVERA, ROSA	\$90.00	\$90.00	\$0.00
151574	11/02/2023	Reconciled		11/07/2023	Accounts Payable	VASQUEZ, BENIGO	\$73.00	\$73.00	\$0.00
151575	11/06/2023	Reconciled		11/09/2023	Accounts Payable	STRICTLY BUSINESS-ONLINE LLC	\$10,305.00	\$10,305.00	\$0.00
151576	11/13/2023	Reconciled		11/20/2023	Utility Management Refund	KHALAF, NADIA	\$120.00	\$120.00	\$0.00
151577	11/13/2023	Reconciled		11/20/2023	Utility Management Refund	KHALAF, NADIA	\$346.73	\$346.73	\$0.00
151578	11/13/2023	Reconciled		11/20/2023	Utility Management Refund	KHALAF, NADIA	\$240.00	\$240.00	\$0.00
151579	11/15/2023	Reconciled		11/17/2023	Accounts Payable	PACIFIC INTERIORS INC	\$18,812.00	\$18,812.00	\$0.00
151580	11/16/2023	Reconciled		11/21/2023	Accounts Payable	911 SUPPLY	\$968.95	\$968.95	\$0.00
151581	11/16/2023	Reconciled		11/20/2023	Accounts Payable	A & A PEST CONTROL INC	\$108.00	\$108.00	\$0.00
151582	11/16/2023	Reconciled		12/05/2023	Accounts Payable	ACOSTA, SAN, JUANA	\$200.00	\$200.00	\$0.00
151583	11/16/2023	Reconciled		11/28/2023	Accounts Payable	ALCORN, CADE	\$60.56	\$60.56	\$0.00
151584	11/16/2023	Reconciled		11/20/2023	Accounts Payable	ALTABEF, COLLEEN	\$83.99	\$83.99	\$0.00
151585	11/16/2023	Reconciled		11/20/2023	Accounts Payable	AMAZON CAPITAL SERVICES, INC	\$740.41	\$740.41	\$0.00
151586	11/16/2023	Reconciled		11/22/2023	Accounts Payable	APEX LABORATORIES LLC	\$3,720.00	\$3,720.00	\$0.00
151587	11/16/2023	Reconciled		11/21/2023	Accounts Payable	APSCO LLC	\$25,208.96	\$25,208.96	\$0.00
151588	11/16/2023	Reconciled		11/21/2023	Accounts Payable	BATTERIES NORTHWEST	\$87.96	\$87.96	\$0.00
151589	11/16/2023	Reconciled		11/21/2023	Accounts Payable	BEN-KO-MATIC CO dba OWEN EQUIPMENT COMPANY	\$782.88	\$782.88	\$0.00
151590	11/16/2023	Reconciled		11/21/2023	Accounts Payable	BRETTHAUER OIL COMPANY	\$4,822.55	\$4,822.55	\$0.00
151591	11/16/2023	Reconciled		12/18/2023	Accounts Payable	CARLIN, CHARLES	\$51.63	\$51.63	\$0.00
151592	11/16/2023	Reconciled		11/27/2023	Accounts Payable	CDW GOVERNMENT INC	\$4,377.03	\$4,377.03	\$0.00
151593	11/16/2023	Reconciled		12/01/2023	Accounts Payable	CINTAS CORPORATION - 463	\$954.45	\$954.45	\$0.00
151594	11/16/2023	Reconciled		11/27/2023	Accounts Payable	CONTRERAS, GERARDO	\$53.82	\$53.82	\$0.00
151595	11/16/2023	Reconciled		11/22/2023	Accounts Payable	CORE & MAIN LP	\$3,850.00	\$3,850.00	\$0.00
151596	11/16/2023	Reconciled		11/24/2023	Accounts Payable	CRABTREE, JEFF	\$174.67	\$174.67	\$0.00
151597	11/16/2023	Reconciled		11/21/2023	Accounts Payable	DELPHIA CONSULTING, LLC	\$836.10	\$836.10	\$0.00
151598	11/16/2023	Reconciled		11/21/2023	Accounts Payable	EBSCO INDUSTRIES, INC. dba ESCO INFO SERVICES LLC	\$3,002.25	\$3,002.25	\$0.00
151599	11/16/2023	Reconciled		12/12/2023	Accounts Payable	EDGE ANALYTICAL INC	\$280.00	\$280.00	\$0.00
151600	11/16/2023	Reconciled		11/28/2023	Accounts Payable	FEDERAL EXPRESS CORP	\$43.42	\$43.42	\$0.00
151601	11/16/2023	Reconciled		11/24/2023	Accounts Payable	GALE/CENGAGE LEARNING	\$168.68	\$168.68	\$0.00
151602	11/16/2023	Reconciled		11/21/2023	Accounts Payable	GARTEN SERVICES INC	\$125.00	\$125.00	\$0.00
151603	11/16/2023	Reconciled		11/20/2023	Accounts Payable	GENERAL PACIFIC, INC.	\$2,014.00	\$2,014.00	\$0.00
151604	11/16/2023	Reconciled		12/18/2023	Accounts Payable	GLASS, ANDREW	\$21.62	\$21.62	\$0.00
151605	11/16/2023	Reconciled		11/28/2023	Accounts Payable	GRANITE TELECOMMUNICATIONS, LLC	\$2,104.36	\$2,104.36	\$0.00
151606	11/16/2023	Reconciled		11/20/2023	Accounts Payable	HACH CHEMICAL CO	\$162.15	\$162.15	\$0.00
151607	11/16/2023	Reconciled		11/20/2023	Accounts Payable	HANDEL, ALYSSA	\$29.67	\$29.67	\$0.00
151608	11/16/2023	Reconciled		11/20/2023	Accounts Payable	HANDEL, DAN	\$180.33	\$180.33	\$0.00

Payment Register

From Payment Date: 2/1/2023 - To Payment Date: 2/29/2024

Number	Date	Status	Void Reason	Reconciled/ Voided Date	Source	Payee Name	Transaction Amount	Reconciled Amount	Difference
151609	11/16/2023	Reconciled		11/22/2023	Accounts Payable	HD SUPPLY, INC dba USABLUBOOK	\$8,529.01	\$8,529.01	\$0.00
151610	11/16/2023	Reconciled		11/21/2023	Accounts Payable	HILLTOP REFRIGERATION INC	\$6,475.15	\$6,475.15	\$0.00
151611	11/16/2023	Reconciled		11/21/2023	Accounts Payable	HILLYER'S MID CITY FORD	\$2,549.87	\$2,549.87	\$0.00
151612	11/16/2023	Reconciled		11/20/2023	Accounts Payable	HOFFMAN PRESSURE WASHING	\$355.00	\$355.00	\$0.00
151613	11/16/2023	Reconciled		11/20/2023	Accounts Payable	HUBBARD CHEVROLET	\$515.76	\$515.76	\$0.00
151614	11/16/2023	Reconciled		11/20/2023	Accounts Payable	JACK'S OVERHEAD DOOR INC	\$596.50	\$596.50	\$0.00
151615	11/16/2023	Reconciled		11/20/2023	Accounts Payable	JUBITZ CORPORATION	\$679.93	\$679.93	\$0.00
151616	11/16/2023	Reconciled		11/21/2023	Accounts Payable	K&E EXCAVATING INC	\$27,836.86	\$27,836.86	\$0.00
151617	11/16/2023	Reconciled		11/20/2023	Accounts Payable	KATIE MARIE WOOD dba WISH UPON A PONY	\$1,400.00	\$1,400.00	\$0.00
151618	11/16/2023	Reconciled		12/06/2023	Accounts Payable	KEIZER OUTDOOR POWER EQUIP	\$40.00	\$40.00	\$0.00
151619	11/16/2023	Reconciled		11/17/2023	Accounts Payable	KERR, CHRIS	\$114.11	\$114.11	\$0.00
151620	11/16/2023	Reconciled		11/20/2023	Accounts Payable	KIMBERLIN, KEITH, A	\$169.17	\$169.17	\$0.00
151621	11/16/2023	Reconciled		11/21/2023	Accounts Payable	KONE INC 4156	\$633.66	\$633.66	\$0.00
151622	11/16/2023	Reconciled		11/21/2023	Accounts Payable	LES SCHWAB TIRE CENTER	\$19.98	\$19.98	\$0.00
151623	11/16/2023	Reconciled		11/24/2023	Accounts Payable	LOOMIS	\$343.60	\$343.60	\$0.00
151624	11/16/2023	Reconciled		11/22/2023	Accounts Payable	MAHONEY, PATRICK	\$166.40	\$166.40	\$0.00
151625	11/16/2023	Reconciled		11/24/2023	Accounts Payable	MARION COUNTY FINANCE	\$5,169.48	\$5,169.48	\$0.00
151626	11/16/2023	Reconciled		11/28/2023	Accounts Payable	METCOM	\$44,758.85	\$44,758.85	\$0.00
151627	11/16/2023	Reconciled		11/21/2023	Accounts Payable	METRO PRESORT	\$3,234.13	\$3,234.13	\$0.00
151628	11/16/2023	Reconciled		11/24/2023	Accounts Payable	MIDWEST TAPE, LLC	\$253.34	\$253.34	\$0.00
151629	11/16/2023	Reconciled		11/22/2023	Accounts Payable	MULTIVERSE INTERPRETING INC	\$221.00	\$221.00	\$0.00
151630	11/16/2023	Reconciled		11/22/2023	Accounts Payable	NATALYS CONSTRUCTION LLC	\$1,875.00	\$1,875.00	\$0.00
151631	11/16/2023	Reconciled		11/22/2023	Accounts Payable	NET ASSETS CORPORATION	\$465.00	\$465.00	\$0.00
151632	11/16/2023	Reconciled		11/21/2023	Accounts Payable	NORTHWEST NATURAL GAS	\$8,504.24	\$8,504.24	\$0.00
151633	11/16/2023	Reconciled		11/30/2023	Accounts Payable	OFFICE DEPOT	\$166.21	\$166.21	\$0.00
151634	11/16/2023	Reconciled		11/22/2023	Accounts Payable	ONE CALL CONCEPTS INC	\$422.80	\$422.80	\$0.00
151635	11/16/2023	Reconciled		11/22/2023	Accounts Payable	OR ASSOC OF WATER UTILITIES	\$175.00	\$175.00	\$0.00
151636	11/16/2023	Reconciled		11/21/2023	Accounts Payable	OR DEPT OF REVENUE	\$15,690.35	\$15,690.35	\$0.00
151637	11/16/2023	Reconciled		11/29/2023	Accounts Payable	OREGON RIFLEWORKS LLC	\$1,357.70	\$1,357.70	\$0.00
151638	11/16/2023	Reconciled		01/02/2024	Accounts Payable	PEREZ 1 PEST CONTROL INC	\$950.00	\$950.00	\$0.00
151639	11/16/2023	Reconciled		11/21/2023	Accounts Payable	PERFORMANCE SYSTEMS INTEGRATION LLC	\$1,142.75	\$1,142.75	\$0.00
151640	11/16/2023	Reconciled		11/21/2023	Accounts Payable	PETROCARD	\$3,081.93	\$3,081.93	\$0.00
151641	11/16/2023	Reconciled		11/29/2023	Accounts Payable	PORTLAND GENERAL ELECTRIC	\$94,293.06	\$94,293.06	\$0.00
151642	11/16/2023	Reconciled		11/21/2023	Accounts Payable	PORTLAND GENERAL ELECTRIC	\$1,367.67	\$1,367.67	\$0.00
151643	11/16/2023	Reconciled		11/20/2023	Accounts Payable	POWERS, BRIAN	\$43.23	\$43.23	\$0.00
151644	11/16/2023	Reconciled		11/24/2023	Accounts Payable	REEVES COMPANY INC	\$101.63	\$101.63	\$0.00
151645	11/16/2023	Reconciled		12/06/2023	Accounts Payable	RICHARD ALBECK DBA SUPPLY SOLUTIONS LLC, RICHARD, ALBECK DBA SUPPLY SO	\$692.86	\$692.86	\$0.00
151646	11/16/2023	Open			Accounts Payable	ROSA FLOYD dba COSECHA MESTIZA	\$450.00		
151647	11/16/2023	Reconciled		11/20/2023	Accounts Payable	SAIF CORPORATION	\$9,768.43	\$9,768.43	\$0.00
151648	11/16/2023	Reconciled		11/22/2023	Accounts Payable	SASSAFRAS, LLC	\$3,190.00	\$3,190.00	\$0.00
151649	11/16/2023	Reconciled		11/24/2023	Accounts Payable	SIERRA SPRINGS	\$137.41	\$137.41	\$0.00
151650	11/16/2023	Reconciled		11/21/2023	Accounts Payable	SITONE LANDSCAPE SUPPLY LLC	\$300.00	\$300.00	\$0.00
151651	11/16/2023	Reconciled		11/20/2023	Accounts Payable	STEELE ELECTRIC LLC	\$2,186.55	\$2,186.55	\$0.00
151652	11/16/2023	Open			Accounts Payable	TAYLOR, KRISTEN	\$21.62		

Payment Register

From Payment Date: 2/1/2023 - To Payment Date: 2/29/2024

Number	Date	Status	Void Reason	Reconciled/ Voided Date	Source	Payee Name	Transaction Amount	Reconciled Amount	Difference
151653	11/16/2023	Reconciled		11/20/2023	Accounts Payable	THE AUTOMATION GROUP INC	\$10,971.00	\$10,971.00	\$0.00
151654	11/16/2023	Reconciled		11/22/2023	Accounts Payable	THOMSON REUTERS-WEST PAYMENT CENTER	\$664.46	\$664.46	\$0.00
151655	11/16/2023	Reconciled		11/30/2023	Accounts Payable	TIMMONS GROUP, INC.	\$2,208.50	\$2,208.50	\$0.00
151656	11/16/2023	Reconciled		11/24/2023	Accounts Payable	TOVUTI, INC.	\$399.00	\$399.00	\$0.00
151657	11/16/2023	Reconciled		11/20/2023	Accounts Payable	TRANSUNION RISK AND ALTERNATIVE DATA SOLUTIONS INC	\$325.00	\$325.00	\$0.00
151658	11/16/2023	Reconciled		12/21/2023	Accounts Payable	UNIVERSITY OF OREGON	\$4,375.00	\$4,375.00	\$0.00
151659	11/16/2023	Reconciled		11/22/2023	Accounts Payable	WALTER E NELSON CO	\$2,156.14	\$2,156.14	\$0.00
151660	11/16/2023	Reconciled		11/20/2023	Accounts Payable	WATERSHED LLC	\$1,377.74	\$1,377.74	\$0.00
151661	11/16/2023	Reconciled		11/21/2023	Accounts Payable	WAVE BROADBAND	\$300.83	\$300.83	\$0.00
151662	11/16/2023	Reconciled		11/22/2023	Accounts Payable	WAXIE SANITARY SUPPLY	\$1,147.92	\$1,147.92	\$0.00
151663	11/16/2023	Reconciled		12/01/2023	Accounts Payable	WOODBURN VETERINARY CLINIC PC	\$255.39	\$255.39	\$0.00
151664	11/16/2023	Reconciled		12/05/2023	Accounts Payable	YES GRAPHICS PRINTING CO. INC.	\$1,107.00	\$1,107.00	\$0.00
151665	11/16/2023	Reconciled		11/22/2023	Accounts Payable	ALLEN, DAMIAN, STANLEY	\$231.00	\$231.00	\$0.00
151666	11/16/2023	Reconciled		11/20/2023	Accounts Payable	BROWN, CODY, THOMAS	\$64.00	\$64.00	\$0.00
151667	11/16/2023	Reconciled		12/07/2023	Accounts Payable	CIRRUS NORTHWEST, LLC	\$4,560.00	\$4,560.00	\$0.00
151668	11/16/2023	Reconciled		11/22/2023	Accounts Payable	GONZALEZ GARCIA, ARMANDO	\$231.00	\$231.00	\$0.00
151669	11/16/2023	Reconciled		11/22/2023	Accounts Payable	GONZALEZ GARCIA, ARMANDO	\$231.00	\$231.00	\$0.00
151670	11/16/2023	Reconciled		11/24/2023	Accounts Payable	HELMKAMP, ALYSSA	\$200.00	\$200.00	\$0.00
151671	11/16/2023	Reconciled		11/29/2023	Accounts Payable	SCHINDLER, LYNNE	\$2,375.00	\$2,375.00	\$0.00
151672	11/16/2023	Reconciled		11/20/2023	Accounts Payable	SUKHORUCHKIN, IVAN	\$137.00	\$137.00	\$0.00
151673	11/16/2023	Reconciled		11/22/2023	Accounts Payable	TREJO-ARELLANES, CHRIS	\$265.00	\$265.00	\$0.00
151674	11/16/2023	Reconciled		11/22/2023	Accounts Payable	TREJO-ARELLANES, CHRIS	\$165.00	\$165.00	\$0.00
151675	11/16/2023	Reconciled		11/22/2023	Accounts Payable	TREJO-ARELLANES, CHRIS	\$100.00	\$100.00	\$0.00
151676	11/29/2023	Reconciled		12/04/2023	Accounts Payable	AMSOIL INC	\$395.75	\$395.75	\$0.00
151677	11/30/2023	Reconciled		12/04/2023	Accounts Payable	911 SUPPLY	\$519.90	\$519.90	\$0.00
151678	11/30/2023	Reconciled		12/04/2023	Accounts Payable	A & A PEST CONTROL INC	\$108.00	\$108.00	\$0.00
151679	11/30/2023	Reconciled		12/06/2023	Accounts Payable	AARON N DEVOE	\$750.00	\$750.00	\$0.00
151680	11/30/2023	Reconciled		12/05/2023	Accounts Payable	ADDIELOISE INC. dba CITY WIDE FACILITY SOLUTIONS	\$2,862.45	\$2,862.45	\$0.00
151681	11/30/2023	Reconciled		12/05/2023	Accounts Payable	ALTABEF, COLLEEN	\$115.21	\$115.21	\$0.00
151682	11/30/2023	Reconciled		12/04/2023	Accounts Payable	AMAZON CAPITAL SERVICES, INC	\$36.69	\$36.69	\$0.00
151683	11/30/2023	Reconciled		01/18/2024	Accounts Payable	AMERICAN BANK & TRUST	\$30,119.00	\$30,119.00	\$0.00
151684	11/30/2023	Reconciled		12/05/2023	Accounts Payable	AMERICAN RED CROSS & ITS CONSTITUENT CHAPTERS AND	\$164.05	\$164.05	\$0.00
151685	11/30/2023	Reconciled		12/06/2023	Accounts Payable	APEX LABORATORIES LLC	\$1,033.00	\$1,033.00	\$0.00
151686	11/30/2023	Reconciled		12/04/2023	Accounts Payable	ASHLAND BROTHERS LANDSCAPES IN	\$1,348.75	\$1,348.75	\$0.00
151687	11/30/2023	Reconciled		12/04/2023	Accounts Payable	ATALO AGUILAR dba PERFECTION AUTO GLASS LLC	\$310.00	\$310.00	\$0.00
151688	11/30/2023	Reconciled		02/02/2024	Accounts Payable	AVILA, FABRIZZIO	\$750.00	\$750.00	\$0.00
151689	11/30/2023	Reconciled		12/05/2023	Accounts Payable	BATTERIES NORTHWEST	\$203.76	\$203.76	\$0.00
151690	11/30/2023	Reconciled		01/08/2024	Accounts Payable	BELL HARDWARE OF SALEM	\$4,380.00	\$4,380.00	\$0.00
151691	11/30/2023	Reconciled		12/04/2023	Accounts Payable	BEN-KO-MATIC CO dba OWEN EQUIPMENT COMPANY	\$146.70	\$146.70	\$0.00
151692	11/30/2023	Reconciled		12/05/2023	Accounts Payable	BIO-MED TESTING SERVICE	\$275.00	\$275.00	\$0.00
151693	11/30/2023	Reconciled		12/08/2023	Accounts Payable	BMI BROADCAST MUSIC INC	\$378.90	\$378.90	\$0.00
151694	11/30/2023	Reconciled		12/04/2023	Accounts Payable	CASCADE COLUMBIA DIST CO	\$4,241.76	\$4,241.76	\$0.00

Payment Register

From Payment Date: 2/1/2023 - To Payment Date: 2/29/2024

Number	Date	Status	Void Reason	Reconciled/ Voided Date	Source	Payee Name	Transaction Amount	Reconciled Amount	Difference
151695	11/30/2023	Reconciled		12/06/2023	Accounts Payable	CDW GOVERNMENT INC	\$1,711.14	\$1,711.14	\$0.00
151696	11/30/2023	Reconciled		12/08/2023	Accounts Payable	CENTURYLINK	\$605.64	\$605.64	\$0.00
151697	11/30/2023	Reconciled		12/05/2023	Accounts Payable	CFM STRATEGIC COMMUNICATIONS, INC dba CFM ADVOCATE	\$20,000.00	\$20,000.00	\$0.00
151698	11/30/2023	Reconciled		12/13/2023	Accounts Payable	CINTAS CORPORATION - 463	\$480.77	\$480.77	\$0.00
151699	11/30/2023	Reconciled		12/04/2023	Accounts Payable	CIT BANK NA	\$2,496.43	\$2,496.43	\$0.00
151700	11/30/2023	Reconciled		12/04/2023	Accounts Payable	CLAIR COMPANY, INC	\$11,550.51	\$11,550.51	\$0.00
151701	11/30/2023	Reconciled		12/04/2023	Accounts Payable	COLUMBIA CASCADE COMPANY	\$9,560.00	\$9,560.00	\$0.00
151702	11/30/2023	Reconciled		12/05/2023	Accounts Payable	CONSOR NORTH AMERICA, INC.	\$32,065.37	\$32,065.37	\$0.00
151703	11/30/2023	Reconciled		12/06/2023	Accounts Payable	CREATIVE BUS SALES INC dba MODEL 1 COMMERCIAL VEHI, MODEL 1 COMMERCIAL , VEHICLES, INC	\$708.22	\$708.22	\$0.00
151704	11/30/2023	Reconciled		12/08/2023	Accounts Payable	CRIMINAL INFORMATION SERV INC	\$90.00	\$90.00	\$0.00
151705	11/30/2023	Reconciled		01/09/2024	Accounts Payable	CROWLEY & SON SECURITY SYSTEMS	\$240.00	\$240.00	\$0.00
151706	11/30/2023	Reconciled		12/14/2023	Accounts Payable	DKS ASSOCIATES	\$45.06	\$45.06	\$0.00
151707	11/30/2023	Reconciled		12/04/2023	Accounts Payable	DOOLEY ENTERPRISES INC	\$5,332.29	\$5,332.29	\$0.00
151708	11/30/2023	Reconciled		01/02/2024	Accounts Payable	DROZIAN WEBWORKS, LLC	\$6,740.00	\$6,740.00	\$0.00
151709	11/30/2023	Reconciled		12/12/2023	Accounts Payable	EDGE ANALYTICAL INC	\$200.00	\$200.00	\$0.00
151710	11/30/2023	Reconciled		12/04/2023	Accounts Payable	ENGELMAN ELECTRIC INC	\$287.25	\$287.25	\$0.00
151711	11/30/2023	Reconciled		12/06/2023	Accounts Payable	EUROFINS FRONTIER GLOBAL SCIENCES	\$2,655.00	\$2,655.00	\$0.00
151712	11/30/2023	Reconciled		12/12/2023	Accounts Payable	EVIDENT INC	\$48.50	\$48.50	\$0.00
151713	11/30/2023	Reconciled		12/04/2023	Accounts Payable	FARMERS STATE BANK OF CALHAN	\$91,426.00	\$91,426.00	\$0.00
151714	11/30/2023	Reconciled		12/12/2023	Accounts Payable	FEDERAL EXPRESS CORP	\$144.86	\$144.86	\$0.00
151715	11/30/2023	Reconciled		12/05/2023	Accounts Payable	FIRST AMERICAN TITLE INSURANCE	\$350.00	\$350.00	\$0.00
151716	11/30/2023	Reconciled		12/12/2023	Accounts Payable	FRONTIER PRECISION INC	\$122.50	\$122.50	\$0.00
151717	11/30/2023	Reconciled		12/04/2023	Accounts Payable	G&G AUTO CARE SUPPLY INC dba G&G SUPPLY CO	\$108.25	\$108.25	\$0.00
151718	11/30/2023	Reconciled		12/05/2023	Accounts Payable	GALE/CENGAGE LEARNING	\$189.54	\$189.54	\$0.00
151719	11/30/2023	Reconciled		12/04/2023	Accounts Payable	GARTEN SERVICES INC	\$200.00	\$200.00	\$0.00
151720	11/30/2023	Reconciled		12/05/2023	Accounts Payable	GASPAR, SKYLAR	\$243.00	\$243.00	\$0.00
151721	11/30/2023	Reconciled		12/04/2023	Accounts Payable	GILLIG LLC	\$166.44	\$166.44	\$0.00
151722	11/30/2023	Reconciled		12/06/2023	Accounts Payable	GORDON - G.T. & ASSOCIATES INC	\$6,065.00	\$6,065.00	\$0.00
151723	11/30/2023	Reconciled		12/05/2023	Accounts Payable	HACH CHEMICAL CO	\$116.37	\$116.37	\$0.00
151724	11/30/2023	Reconciled		12/05/2023	Accounts Payable	HERSHBERGER, SHAWN	\$625.00	\$625.00	\$0.00
151725	11/30/2023	Reconciled		12/04/2023	Accounts Payable	HOFFMAN PRESSURE WASHING	\$355.00	\$355.00	\$0.00
151726	11/30/2023	Reconciled		12/05/2023	Accounts Payable	INDUSTRIAL CHEM LABS & SVCS	\$159.23	\$159.23	\$0.00
151727	11/30/2023	Reconciled		12/04/2023	Accounts Payable	INDUSTRIAL HEARING SERVICE INC	\$1,300.00	\$1,300.00	\$0.00
151728	11/30/2023	Reconciled		12/06/2023	Accounts Payable	INDUSTRIAL WELDING SUPPLY	\$39.50	\$39.50	\$0.00
151729	11/30/2023	Reconciled		12/18/2023	Accounts Payable	JEFF ELLIS & ASSOC INC	\$45.00	\$45.00	\$0.00
151730	11/30/2023	Open			Accounts Payable	JESSE PONCE	\$750.00		
151731	11/30/2023	Reconciled		12/04/2023	Accounts Payable	JOHNSON ECONOMICS LLC	\$6,253.50	\$6,253.50	\$0.00
151732	11/30/2023	Reconciled		12/07/2023	Accounts Payable	JONATHAN ELLIS	\$750.00	\$750.00	\$0.00
151733	11/30/2023	Reconciled		12/04/2023	Accounts Payable	JUBITZ CORPORATION	\$10,695.81	\$10,695.81	\$0.00
151734	11/30/2023	Reconciled		12/20/2023	Accounts Payable	KEIZER OUTDOOR POWER EQUIP	\$129.30	\$129.30	\$0.00

Payment Register

From Payment Date: 2/1/2023 - To Payment Date: 2/29/2024

Number	Date	Status	Void Reason	Reconciled/ Voided Date	Source	Payee Name	Transaction Amount	Reconciled Amount	Difference
151735	11/30/2023	Reconciled		12/13/2023	Accounts Payable	KING OFFICE EQUIPMENT dba KING OFFICE DESIGNS	\$2,500.00	\$2,500.00	\$0.00
151736	11/30/2023	Reconciled		12/05/2023	Accounts Payable	KITTELSON & ASSOC INC	\$193.75	\$193.75	\$0.00
151737	11/30/2023	Reconciled		12/07/2023	Accounts Payable	KPA SERVICES LLC	\$224.64	\$224.64	\$0.00
151738	11/30/2023	Reconciled		12/05/2023	Accounts Payable	LANGUAGE LINE SERVICES INC	\$1,037.85	\$1,037.85	\$0.00
151739	11/30/2023	Reconciled		12/05/2023	Accounts Payable	LEE, JAMES, L.	\$5,100.00	\$5,100.00	\$0.00
151740	11/30/2023	Reconciled		12/04/2023	Accounts Payable	LEGACY MEDICAL GROUP	\$214.00	\$214.00	\$0.00
151741	11/30/2023	Reconciled		12/05/2023	Accounts Payable	LES SCHWAB TIRE CENTER	\$2,258.57	\$2,258.57	\$0.00
151742	11/30/2023	Reconciled		12/06/2023	Accounts Payable	MARION COUNTY CLERK	\$152.00	\$152.00	\$0.00
151743	11/30/2023	Reconciled		12/21/2023	Accounts Payable	MARION COUNTY ENVIRONMENTAL HEALTH	\$1,046.00	\$1,046.00	\$0.00
151744	11/30/2023	Reconciled		12/20/2023	Accounts Payable	MARION COUNTY SCHOOL DISTRICT 103	\$1,750.00	\$1,750.00	\$0.00
151745	11/30/2023	Reconciled		12/27/2023	Accounts Payable	METCOM	\$44,758.85	\$44,758.85	\$0.00
151746	11/30/2023	Reconciled		12/05/2023	Accounts Payable	METRO PRESORT	\$1,379.58	\$1,379.58	\$0.00
151747	11/30/2023	Reconciled		12/07/2023	Accounts Payable	MIDWEST TAPE, LLC	\$42.73	\$42.73	\$0.00
151748	11/30/2023	Reconciled		12/04/2023	Accounts Payable	MULTIVERSE INTERPRETING INC	\$663.00	\$663.00	\$0.00
151749	11/30/2023	Reconciled		12/04/2023	Accounts Payable	MUMA, STEPHEN dba ROSE CITY IT SERVICES LLC	\$345.00	\$345.00	\$0.00
151750	11/30/2023	Reconciled		12/04/2023	Accounts Payable	NATALYS CONSTRUCTION LLC	\$1,500.00	\$1,500.00	\$0.00
151751	11/30/2023	Reconciled		12/04/2023	Accounts Payable	NORTHSTAR CHEMICAL INC	\$1,113.00	\$1,113.00	\$0.00
151752	11/30/2023	Reconciled		12/07/2023	Accounts Payable	OFFICE DEPOT	\$550.40	\$550.40	\$0.00
151753	11/30/2023	Reconciled		12/19/2023	Accounts Payable	OR AMERICAN PLANNING ASSOC	\$120.00	\$120.00	\$0.00
151754	11/30/2023	Reconciled		12/07/2023	Accounts Payable	OR DEPT OF ADMINISTRATIVE SERV	\$3,000.00	\$3,000.00	\$0.00
151755	11/30/2023	Reconciled		12/06/2023	Accounts Payable	OR DEPT OF TRANSPORTATION	\$70.94	\$70.94	\$0.00
151756	11/30/2023	Reconciled		12/18/2023	Accounts Payable	OREGON BUREAU OF LABOR AND INDUSTRIES	\$250.00	\$250.00	\$0.00
151757	11/30/2023	Reconciled		01/04/2024	Accounts Payable	OREGON PORTABLE TOILETS LLC	\$210.00	\$210.00	\$0.00
151758	11/30/2023	Reconciled		12/07/2023	Accounts Payable	OREGON RIFLEWORKS LLC	\$5,248.00	\$5,248.00	\$0.00
151759	11/30/2023	Reconciled		12/11/2023	Accounts Payable	PACIFIC MEDTECHS INC	\$668.00	\$668.00	\$0.00
151760	11/30/2023	Reconciled		12/04/2023	Accounts Payable	PAMPLIN MEDIA GROUP	\$85.00	\$85.00	\$0.00
151761	11/30/2023	Reconciled		12/05/2023	Accounts Payable	PETERSON MACHINERY	\$1,536.62	\$1,536.62	\$0.00
151762	11/30/2023	Reconciled		12/04/2023	Accounts Payable	PETROCARD	\$2,988.67	\$2,988.67	\$0.00
151763	11/30/2023	Reconciled		12/01/2023	Accounts Payable	PETTY CASH	\$2,611.42	\$2,611.42	\$0.00
151764	11/30/2023	Reconciled		12/04/2023	Accounts Payable	R.L. REIMERS COMPANY	\$112,400.00	\$112,400.00	\$0.00
151765	11/30/2023	Reconciled		12/04/2023	Accounts Payable	REBECCA CORTES	\$32.45	\$32.45	\$0.00
151766	11/30/2023	Reconciled		12/07/2023	Accounts Payable	REDFLEX TRAFFIC SYSTEMS INC	\$25,833.00	\$25,833.00	\$0.00
151767	11/30/2023	Reconciled		12/06/2023	Accounts Payable	RICHARD ALBECK DBA SUPPLY SOLUTIONS LLC, RICHARD, ALBECK DBA SUPPLY SO	\$213.60	\$213.60	\$0.00
151768	11/30/2023	Reconciled		12/06/2023	Accounts Payable	RITZ SAFETY LLC	\$99.36	\$99.36	\$0.00
151769	11/30/2023	Reconciled		12/05/2023	Accounts Payable	ROSE CITY PHILANTHROPY	\$20,000.00	\$20,000.00	\$0.00
151770	11/30/2023	Reconciled		12/04/2023	Accounts Payable	SCHETKY NORTHWEST SALES, INC	\$12.16	\$12.16	\$0.00
151771	11/30/2023	Reconciled		12/06/2023	Accounts Payable	SNAP-ON CREDIT LLC	\$62.41	\$62.41	\$0.00
151772	11/30/2023	Reconciled		12/06/2023	Accounts Payable	SOLUTIONS YES, LLC	\$325.00	\$325.00	\$0.00
151773	11/30/2023	Reconciled		12/04/2023	Accounts Payable	SOUTHLAND INDUSTRIES	\$3,075.00	\$3,075.00	\$0.00
151774	11/30/2023	Reconciled		12/21/2023	Accounts Payable	STEARNS, MATT	\$750.00	\$750.00	\$0.00
151775	11/30/2023	Reconciled		12/04/2023	Accounts Payable	STEELE ELECTRIC LLC	\$220.00	\$220.00	\$0.00
151776	11/30/2023	Reconciled		12/06/2023	Accounts Payable	STEPHEN G WEICHOLD	\$2,000.00	\$2,000.00	\$0.00

Payment Register

From Payment Date: 2/1/2023 - To Payment Date: 2/29/2024

Number	Date	Status	Void Reason	Reconciled/ Voided Date	Source	Payee Name	Transaction Amount	Reconciled Amount	Difference
151777	11/30/2023	Reconciled		12/15/2023	Accounts Payable	STEWART, ADAM	\$125.00	\$125.00	\$0.00
151778	11/30/2023	Reconciled		12/05/2023	Accounts Payable	STRATEGIES 360, INC.	\$2,307.70	\$2,307.70	\$0.00
151779	11/30/2023	Reconciled		12/04/2023	Accounts Payable	THE POOL & SPA HOUSE	\$450.94	\$450.94	\$0.00
151780	11/30/2023	Reconciled		12/05/2023	Accounts Payable	TIMECLOCK PLUS, LLC	\$456.00	\$456.00	\$0.00
151781	11/30/2023	Reconciled		12/07/2023	Accounts Payable	ULINE	\$259.21	\$259.21	\$0.00
151782	11/30/2023	Reconciled		12/05/2023	Accounts Payable	UNION PACIFIC RAILROAD CO	\$539.72	\$539.72	\$0.00
151783	11/30/2023	Reconciled		12/13/2023	Accounts Payable	US BANCORP ASSET MNGMNT dba PFM ASSET MNGMNT	\$3,476.23	\$3,476.23	\$0.00
151784	11/30/2023	Reconciled		12/11/2023	Accounts Payable	US BANK EQUIPMENT FINANCE	\$329.67	\$329.67	\$0.00
151785	11/30/2023	Reconciled		12/08/2023	Accounts Payable	VERIZON WIRELESS	\$7,656.25	\$7,656.25	\$0.00
151786	11/30/2023	Reconciled		12/04/2023	Accounts Payable	VIBRANT LIGHTING, INC dba EVERSHINE LIGHTING	\$800.00	\$800.00	\$0.00
151787	11/30/2023	Reconciled		12/14/2023	Accounts Payable	WARD, BENJAMIN , J	\$750.00	\$750.00	\$0.00
151788	11/30/2023	Reconciled		12/04/2023	Accounts Payable	WATERSHED LLC	\$157.22	\$157.22	\$0.00
151789	11/30/2023	Reconciled		12/04/2023	Accounts Payable	WOODBURN AMBULANCE SERV INC	\$225.00	\$225.00	\$0.00
151790	11/30/2023	Reconciled		12/11/2023	Accounts Payable	WOODBURN MASONIC TRUSTEES	\$50,000.00	\$50,000.00	\$0.00
151791	11/30/2023	Reconciled		12/05/2023	Accounts Payable	WURDINGER MANUFACTURING, INC	\$744.61	\$744.61	\$0.00
151792	11/30/2023	Reconciled		12/05/2023	Accounts Payable	YES GRAPHICS PRINTING CO. INC.	\$539.00	\$539.00	\$0.00
151793	11/30/2023	Reconciled		12/04/2023	Accounts Payable	ZUMAR INDUSTRIES INC	\$1,562.40	\$1,562.40	\$0.00
151794	11/30/2023	Reconciled		12/05/2023	Accounts Payable	SKOROHDOV, ISAK	\$34.00	\$34.00	\$0.00
151795	12/05/2023	Reconciled		12/27/2023	Utility Management Refund	DANSKEY, RYAN & RACHEL	\$65.69	\$65.69	\$0.00
151796	12/05/2023	Reconciled		12/13/2023	Utility Management Refund	KUZNETSOV, REBECKA	\$237.67	\$237.67	\$0.00
151797	12/05/2023	Reconciled		12/08/2023	Utility Management Refund	LENNAR NW LLC	\$51.41	\$51.41	\$0.00
151798	12/05/2023	Reconciled		12/08/2023	Utility Management Refund	LENNAR NW LLC	\$52.51	\$52.51	\$0.00
151799	12/05/2023	Reconciled		12/13/2023	Utility Management Refund	MARTUSHEV, KAZDOYA, V.	\$100.10	\$100.10	\$0.00
151800	12/05/2023	Reconciled		12/11/2023	Utility Management Refund	PAIK, CHONG, HUI	\$21.90	\$21.90	\$0.00
151801	12/05/2023	Reconciled		12/13/2023	Utility Management Refund	SALINAS, ARCADIO & MITZIE ANN	\$20.38	\$20.38	\$0.00
151802	12/05/2023	Reconciled		12/11/2023	Utility Management Refund	SOTO ASTORGA, LESLIE, PAOLA	\$11.72	\$11.72	\$0.00
151803	12/05/2023	Reconciled		12/18/2023	Utility Management Refund	TC WOODBURN DEVELOPMENT, LLC	\$504.13	\$504.13	\$0.00
151804	12/05/2023	Reconciled		12/18/2023	Utility Management Refund	TC WOODBURN DEVELOPMENT, LLC (SP)	\$257.01	\$257.01	\$0.00
151805	12/05/2023	Reconciled		12/28/2023	Utility Management Refund	VICTORIAN APARTMENTS	\$1,687.04	\$1,687.04	\$0.00
151806	12/05/2023	Open			Utility Management Refund	WOODARD, KIMBERLY & TYLER	\$20.01		
151807	12/05/2023	Reconciled		01/02/2024	Utility Management Refund	YURANEK, CHARLENE	\$101.46	\$101.46	\$0.00
151808	12/08/2023	Reconciled		12/20/2023	Utility Management Refund	GLOCKNER, GORDON	\$99.82	\$99.82	\$0.00
151809	12/14/2023	Reconciled		12/19/2023	Accounts Payable	911 SUPPLY	\$2,387.52	\$2,387.52	\$0.00

Payment Register

From Payment Date: 2/1/2023 - To Payment Date: 2/29/2024

Number	Date	Status	Void Reason	Reconciled/ Voided Date	Source	Payee Name	Transaction Amount	Reconciled Amount	Difference
151810	12/14/2023	Reconciled		12/19/2023	Accounts Payable	A RAY OF HOPE TODAY!	\$5,000.00	\$5,000.00	\$0.00
151811	12/14/2023	Reconciled		12/18/2023	Accounts Payable	ACRANET CBS BRANCH	\$13.50	\$13.50	\$0.00
151812	12/14/2023	Reconciled		12/27/2023	Accounts Payable	ADT SECURITY SERVICES	\$37.99	\$37.99	\$0.00
151813	12/14/2023	Reconciled		12/27/2023	Accounts Payable	ADVANCED RV PAINTING & REP LLC	\$297.60	\$297.60	\$0.00
151814	12/14/2023	Reconciled		12/20/2023	Accounts Payable	AIRGAS USA LLC	\$2,625.50	\$2,625.50	\$0.00
151815	12/14/2023	Reconciled		12/18/2023	Accounts Payable	AL'S GARDEN CENTER	\$50.00	\$50.00	\$0.00
151816	12/14/2023	Reconciled		12/20/2023	Accounts Payable	ALCORN, CADE	\$142.94	\$142.94	\$0.00
151817	12/14/2023	Reconciled		12/18/2023	Accounts Payable	AMAZON CAPITAL SERVICES, INC	\$386.93	\$386.93	\$0.00
151818	12/14/2023	Reconciled		12/29/2023	Accounts Payable	ANDREW MICHAEL MILLER dba MILLER LAND SURVEYING LL	\$1,300.00	\$1,300.00	\$0.00
151819	12/14/2023	Reconciled		12/19/2023	Accounts Payable	APEX LABORATORIES LLC	\$825.00	\$825.00	\$0.00
151820	12/14/2023	Reconciled		12/20/2023	Accounts Payable	ASCAP	\$445.00	\$445.00	\$0.00
151821	12/14/2023	Reconciled		12/18/2023	Accounts Payable	BATTERIES NORTHWEST	\$437.85	\$437.85	\$0.00
151822	12/14/2023	Reconciled		12/26/2023	Accounts Payable	CANBY TROPHIES & AWARDS	\$29.50	\$29.50	\$0.00
151823	12/14/2023	Reconciled		12/20/2023	Accounts Payable	CASCADE WATER WORKS INC	\$6,344.12	\$6,344.12	\$0.00
151824	12/14/2023	Reconciled		12/22/2023	Accounts Payable	CDW GOVERNMENT INC	\$541.20	\$541.20	\$0.00
151825	12/14/2023	Reconciled		01/08/2024	Accounts Payable	CFM STRATEGIC COMMUNICATIONS, INC dba CFM ADVOCATE	\$5,000.00	\$5,000.00	\$0.00
151826	12/14/2023	Reconciled		12/28/2023	Accounts Payable	CINTAS CORPORATION - 463	\$1,488.69	\$1,488.69	\$0.00
151827	12/14/2023	Reconciled		12/19/2023	Accounts Payable	CIS: CITY-CTY INS SERV	\$5,477.69	\$5,477.69	\$0.00
151828	12/14/2023	Reconciled		12/22/2023	Accounts Payable	CITIES DIGITAL INC	\$11,160.60	\$11,160.60	\$0.00
151829	12/14/2023	Reconciled		12/20/2023	Accounts Payable	COMPUTER MGMT INT'L	\$625.00	\$625.00	\$0.00
151830	12/14/2023	Reconciled		12/19/2023	Accounts Payable	CONSOR NORTH AMERICA, INC.	\$14,313.25	\$14,313.25	\$0.00
151831	12/14/2023	Reconciled		12/27/2023	Accounts Payable	CORE & MAIN LP	\$438.62	\$438.62	\$0.00
151832	12/14/2023	Reconciled		12/29/2023	Accounts Payable	CRIMINAL INFORMATION SERV INC	\$40.00	\$40.00	\$0.00
151833	12/14/2023	Reconciled		12/21/2023	Accounts Payable	CUES	\$2,344.00	\$2,344.00	\$0.00
151834	12/14/2023	Reconciled		12/20/2023	Accounts Payable	D&H FLAGGING INC	\$5,848.78	\$5,848.78	\$0.00
151835	12/14/2023	Reconciled		12/19/2023	Accounts Payable	DATAVISION COMMUNICATIONS	\$1,593.02	\$1,593.02	\$0.00
151836	12/14/2023	Reconciled		12/18/2023	Accounts Payable	DAVISON AUTO PARTS, INC.	\$1,160.14	\$1,160.14	\$0.00
151837	12/14/2023	Reconciled		12/18/2023	Accounts Payable	DAY WIRELESS SYSTEMS	\$9,381.09	\$9,381.09	\$0.00
151838	12/14/2023	Reconciled		12/27/2023	Accounts Payable	DELPHIA CONSULTING, LLC	\$844.11	\$844.11	\$0.00
151839	12/14/2023	Reconciled		12/20/2023	Accounts Payable	DGK INCORPORATED dba BRANDS AND LOGOS	\$9,444.00	\$9,444.00	\$0.00
151840	12/14/2023	Reconciled		12/18/2023	Accounts Payable	ELAINE HOWARD dba ELAINE HOWARD CONSULTING LLC	\$1,260.00	\$1,260.00	\$0.00
151841	12/14/2023	Reconciled		12/19/2023	Accounts Payable	ENOS UPHOLSTERY	\$385.00	\$385.00	\$0.00
151842	12/14/2023	Reconciled		12/26/2023	Accounts Payable	FEDERAL EXPRESS CORP	\$55.49	\$55.49	\$0.00
151843	12/14/2023	Reconciled		12/20/2023	Accounts Payable	FERGUSON ENTERPRISES INC	\$1,113.90	\$1,113.90	\$0.00
151844	12/14/2023	Reconciled		01/24/2024	Accounts Payable	FIRST ALERT SECURITY LLC	\$348.00	\$348.00	\$0.00
151845	12/14/2023	Reconciled		12/18/2023	Accounts Payable	G&G AUTO CARE SUPPLY INC dba G&G SUPPLY CO	\$21.31	\$21.31	\$0.00
151846	12/14/2023	Reconciled		12/19/2023	Accounts Payable	GALE/CENGAGE LEARNING	\$141.69	\$141.69	\$0.00
151847	12/14/2023	Reconciled		12/19/2023	Accounts Payable	GARTEN SERVICES INC	\$95.00	\$95.00	\$0.00
151848	12/14/2023	Reconciled		12/20/2023	Accounts Payable	GILLIG LLC	\$31.85	\$31.85	\$0.00
151849	12/14/2023	Reconciled		12/19/2023	Accounts Payable	GRAINGER INC	\$13.78	\$13.78	\$0.00
151850	12/14/2023	Reconciled		12/22/2023	Accounts Payable	GRANITE TELECOMMUNICATIONS, LLC	\$2,100.30	\$2,100.30	\$0.00
151851	12/14/2023	Reconciled		12/21/2023	Accounts Payable	HD SUPPLY, INC dba USABUEBOOK	\$708.53	\$708.53	\$0.00

Payment Register

From Payment Date: 2/1/2023 - To Payment Date: 2/29/2024

Number	Date	Status	Void Reason	Reconciled/ Voided Date	Source	Payee Name	Transaction Amount	Reconciled Amount	Difference
151852	12/14/2023	Reconciled		12/19/2023	Accounts Payable	HIGHWAY FUEL CO	\$1,781.60	\$1,781.60	\$0.00
151853	12/14/2023	Reconciled		12/19/2023	Accounts Payable	HILLTOP REFRIGERATION INC	\$6,501.91	\$6,501.91	\$0.00
151854	12/14/2023	Reconciled		12/20/2023	Accounts Payable	HILLYER'S MID CITY FORD	\$1,383.84	\$1,383.84	\$0.00
151855	12/14/2023	Reconciled		12/18/2023	Accounts Payable	HOFFMAN PRESSURE WASHING	\$355.00	\$355.00	\$0.00
151856	12/14/2023	Reconciled		12/28/2023	Accounts Payable	INDEED, INC.	\$4,500.00	\$4,500.00	\$0.00
151857	12/14/2023	Reconciled		12/18/2023	Accounts Payable	INDUSTRIAL BOLT & SUPPLY INC	\$70.59	\$70.59	\$0.00
151858	12/14/2023	Reconciled		12/19/2023	Accounts Payable	INDUSTRIAL WELDING SUPPLY	\$120.00	\$120.00	\$0.00
151859	12/14/2023	Reconciled		12/22/2023	Accounts Payable	INGRAM LIBRARY SERVICES	\$364.00	\$364.00	\$0.00
151860	12/14/2023	Reconciled		12/18/2023	Accounts Payable	JOHNSON ECONOMICS LLC	\$1,220.00	\$1,220.00	\$0.00
151861	12/14/2023	Reconciled		12/18/2023	Accounts Payable	JUBITZ CORPORATION	\$1,161.87	\$1,161.87	\$0.00
151862	12/14/2023	Reconciled		12/20/2023	Accounts Payable	LANGUAGE LINE SERVICES INC	\$1,120.35	\$1,120.35	\$0.00
151863	12/14/2023	Reconciled		12/26/2023	Accounts Payable	LANGUAGE TESTING INTERNATIONAL INC	\$146.00	\$146.00	\$0.00
151864	12/14/2023	Reconciled		12/18/2023	Accounts Payable	LEGACY MEDICAL GROUP	\$663.00	\$663.00	\$0.00
151865	12/14/2023	Reconciled		12/18/2023	Accounts Payable	LEXIPOL LLC	\$5,420.39	\$5,420.39	\$0.00
151866	12/14/2023	Reconciled		12/21/2023	Accounts Payable	LOOMIS	\$343.60	\$343.60	\$0.00
151867	12/14/2023	Reconciled		12/21/2023	Accounts Payable	MARION COUNTY FINANCE	\$4,324.80	\$4,324.80	\$0.00
151868	12/14/2023	Reconciled		12/20/2023	Accounts Payable	MARION COUNTY SCHOOL DISTRICT 103	\$3,750.00	\$3,750.00	\$0.00
151869	12/14/2023	Reconciled		12/20/2023	Accounts Payable	MARION COUNTY TREASURY DEPT	\$19,659.60	\$19,659.60	\$0.00
151870	12/14/2023	Reconciled		12/19/2023	Accounts Payable	METRO PRESORT	\$2,301.49	\$2,301.49	\$0.00
151871	12/14/2023	Reconciled		12/21/2023	Accounts Payable	MIDWEST TAPE, LLC	\$188.10	\$188.10	\$0.00
151872	12/14/2023	Reconciled		12/18/2023	Accounts Payable	MULTIVERSE INTERPRETING INC	\$385.00	\$385.00	\$0.00
151873	12/14/2023	Reconciled		12/26/2023	Accounts Payable	NATALYS CONSTRUCTION LLC	\$4,000.00	\$4,000.00	\$0.00
151874	12/14/2023	Reconciled		12/19/2023	Accounts Payable	NET ASSETS CORPORATION	\$570.00	\$570.00	\$0.00
151875	12/14/2023	Reconciled		12/19/2023	Accounts Payable	NORTHSIDE FORD TRUCK SALES INC	\$59,999.43	\$59,999.43	\$0.00
151876	12/14/2023	Reconciled		12/19/2023	Accounts Payable	NORTHWEST NATURAL GAS	\$15,098.05	\$15,098.05	\$0.00
151877	12/14/2023	Reconciled		12/26/2023	Accounts Payable	OFFICE DEPOT	\$749.79	\$749.79	\$0.00
151878	12/14/2023	Reconciled		12/19/2023	Accounts Payable	OR DEPT OF REVENUE	\$13,888.66	\$13,888.66	\$0.00
151879	12/14/2023	Reconciled		12/18/2023	Accounts Payable	OREGON CORRECTIONS ENTERPRISES	\$19,797.00	\$19,797.00	\$0.00
151880	12/14/2023	Reconciled		12/19/2023	Accounts Payable	OREGON HEALTH AUTHORITY	\$200.00	\$200.00	\$0.00
151881	12/14/2023	Reconciled		12/21/2023	Accounts Payable	OREGON MAYORS ASSOCIATION	\$250.00	\$250.00	\$0.00
151882	12/14/2023	Reconciled		12/19/2023	Accounts Payable	PAMPLIN MEDIA GROUP	\$60.00	\$60.00	\$0.00
151883	12/14/2023	Reconciled		01/02/2024	Accounts Payable	PEREZ 1 PEST CONTROL INC	\$475.00	\$475.00	\$0.00
151884	12/14/2023	Reconciled		12/20/2023	Accounts Payable	PERFORMANCE SYSTEMS INTEGRATION LLC	\$6,477.12	\$6,477.12	\$0.00
151885	12/14/2023	Reconciled		12/27/2023	Accounts Payable	PORTLAND GENERAL ELECTRIC	\$100,306.35	\$100,306.35	\$0.00
151886	12/14/2023	Reconciled		12/18/2023	Accounts Payable	RGL WATER PURIFICATION INC	\$404.75	\$404.75	\$0.00
151887	12/14/2023	Reconciled		12/18/2023	Accounts Payable	RMT EQUIPMENT	\$295.08	\$295.08	\$0.00
151888	12/14/2023	Reconciled		12/19/2023	Accounts Payable	ROSE CITY PHILANTHROPY	\$20,000.00	\$20,000.00	\$0.00
151889	12/14/2023	Reconciled		12/26/2023	Accounts Payable	S.O.S. LOCK SERVICE	\$120.00	\$120.00	\$0.00
151890	12/14/2023	Reconciled		12/28/2023	Accounts Payable	STATE INDUSTRIAL PRODUCTS	\$2,560.22	\$2,560.22	\$0.00
151891	12/14/2023	Reconciled		12/21/2023	Accounts Payable	STEARNS, MATT	\$71.99	\$71.99	\$0.00
151892	12/14/2023	Reconciled		12/18/2023	Accounts Payable	STEELE ELECTRIC LLC	\$107.10	\$107.10	\$0.00
151893	12/14/2023	Reconciled		12/22/2023	Accounts Payable	STOUT, JACOB	\$15.84	\$15.84	\$0.00
151894	12/14/2023	Reconciled		12/19/2023	Accounts Payable	STRATEGIES 360, INC.	\$2,307.70	\$2,307.70	\$0.00
151895	12/14/2023	Reconciled		12/18/2023	Accounts Payable	THE AUTOMATION GROUP INC	\$477.00	\$477.00	\$0.00

Payment Register

From Payment Date: 2/1/2023 - To Payment Date: 2/29/2024

Number	Date	Status	Void Reason	Reconciled/ Voided Date	Source	Payee Name	Transaction Amount	Reconciled Amount	Difference
151896	12/14/2023	Reconciled		12/19/2023	Accounts Payable	TIMECLOCK PLUS, LLC	\$464.00	\$464.00	\$0.00
151897	12/14/2023	Reconciled		12/20/2023	Accounts Payable	TOVUTI, INC.	\$399.00	\$399.00	\$0.00
151898	12/14/2023	Reconciled		12/27/2023	Accounts Payable	TYR SPORT INC	\$483.40	\$483.40	\$0.00
151899	12/14/2023	Reconciled		12/22/2023	Accounts Payable	VERIZON WIRELESS	\$7,803.71	\$7,803.71	\$0.00
151900	12/14/2023	Reconciled		12/20/2023	Accounts Payable	WALTER E NELSON CO	\$929.24	\$929.24	\$0.00
151901	12/14/2023	Reconciled		12/18/2023	Accounts Payable	WATERSHED LLC	\$523.25	\$523.25	\$0.00
151902	12/14/2023	Reconciled		12/19/2023	Accounts Payable	WAVE BROADBAND	\$300.83	\$300.83	\$0.00
151903	12/14/2023	Reconciled		12/19/2023	Accounts Payable	WAXIE SANITARY SUPPLY	\$1,965.01	\$1,965.01	\$0.00
151904	12/14/2023	Reconciled		12/20/2023	Accounts Payable	WOODBURN SCHOOL DIST 103C	\$276,060.95	\$276,060.95	\$0.00
151905	12/14/2023	Reconciled		12/19/2023	Accounts Payable	YES GRAPHICS PRINTING CO. INC.	\$137.00	\$137.00	\$0.00
151906	12/14/2023	Reconciled		12/21/2023	Accounts Payable	ALVAREZ, ROSALVA	\$5,585.00	\$5,585.00	\$0.00
151907	12/14/2023	Reconciled		12/18/2023	Accounts Payable	CARBAJAL, MARIO, RAMON	\$200.00	\$200.00	\$0.00
151908	12/14/2023	Reconciled		12/18/2023	Accounts Payable	COBA CARRILLO, JAIME, MANUEL	\$64.00	\$64.00	\$0.00
151909	12/14/2023	Reconciled		12/18/2023	Accounts Payable	EVANS TOMKO, JENNIFER	\$137.00	\$137.00	\$0.00
151910	12/14/2023	Reconciled		12/19/2023	Accounts Payable	HARTLINE, RANDY , L.	\$64.00	\$64.00	\$0.00
151911	12/14/2023	Reconciled		12/28/2023	Accounts Payable	KOUTNY, GRANT, EDWARD	\$81.00	\$81.00	\$0.00
151912	12/14/2023	Reconciled		12/26/2023	Accounts Payable	LEE, JACKSON , CHI	\$64.00	\$64.00	\$0.00
151913	12/14/2023	Reconciled		12/27/2023	Accounts Payable	NINO, JAIME	\$137.00	\$137.00	\$0.00
151914	12/14/2023	Reconciled		01/02/2024	Accounts Payable	POOLE, BEVERLY	\$34.00	\$34.00	\$0.00
151915	12/14/2023	Reconciled		12/18/2023	Accounts Payable	RAYMUNDO LOPEZ, ROSA, O.	\$50.00	\$50.00	\$0.00
151916	12/14/2023	Reconciled		12/18/2023	Accounts Payable	RAYMUNDO LOPEZ, ROSA, O.	\$50.00	\$50.00	\$0.00
151917	12/14/2023	Reconciled		12/18/2023	Accounts Payable	IMMANUEL LUTHERAN CHURCH	\$25,000.00	\$25,000.00	\$0.00
151918	12/28/2023	Reconciled		01/02/2024	Accounts Payable	911 SUPPLY	\$2,042.58	\$2,042.58	\$0.00
151919	12/28/2023	Reconciled		01/02/2024	Accounts Payable	A & A PEST CONTROL INC	\$108.00	\$108.00	\$0.00
151920	12/28/2023	Reconciled		01/05/2024	Accounts Payable	ALEXANDER COMMUNICATIONS GROUP, INC.	\$246.50	\$246.50	\$0.00
151921	12/28/2023	Reconciled		01/02/2024	Accounts Payable	APEX LABORATORIES LLC	\$125.00	\$125.00	\$0.00
151922	12/28/2023	Reconciled		01/03/2024	Accounts Payable	APSCO LLC	\$34.82	\$34.82	\$0.00
151923	12/28/2023	Reconciled		01/02/2024	Accounts Payable	ASHLAND BROTHERS LANDSCAPES IN	\$643.75	\$643.75	\$0.00
151924	12/28/2023	Reconciled		01/03/2024	Accounts Payable	ATALO AGUILAR dba PERFECTION AUTO GLASS LLC	\$1,332.88	\$1,332.88	\$0.00
151925	12/28/2023	Reconciled		01/09/2024	Accounts Payable	AZTECA SYSTEMS, LLC	\$37,500.00	\$37,500.00	\$0.00
151926	12/28/2023	Reconciled		01/16/2024	Accounts Payable	BASJ LLC dba QUICK TRIM GRAPHICS	\$270.00	\$270.00	\$0.00
151927	12/28/2023	Reconciled		01/03/2024	Accounts Payable	BATTERIES NORTHWEST	\$529.60	\$529.60	\$0.00
151928	12/28/2023	Reconciled		01/03/2024	Accounts Payable	BEN-KO-MATIC CO dba OWEN EQUIPMENT COMPANY	\$1,227.72	\$1,227.72	\$0.00
151929	12/28/2023	Reconciled		02/07/2024	Accounts Payable	BIO-MED TESTING SERVICE	\$110.00	\$110.00	\$0.00
151930	12/28/2023	Reconciled		01/02/2024	Accounts Payable	BRAVO, BRENDA	\$632.50	\$632.50	\$0.00
151931	12/28/2023	Reconciled		01/02/2024	Accounts Payable	CASCADE COLUMBIA DIST CO	\$4,571.00	\$4,571.00	\$0.00
151932	12/28/2023	Reconciled		01/04/2024	Accounts Payable	CASCADE WATER WORKS INC	\$15,032.82	\$15,032.82	\$0.00
151933	12/28/2023	Reconciled		01/05/2024	Accounts Payable	CDW GOVERNMENT INC	\$18,711.58	\$18,711.58	\$0.00
151934	12/28/2023	Reconciled		01/05/2024	Accounts Payable	CENTURYLINK	\$605.64	\$605.64	\$0.00
151935	12/28/2023	Reconciled		01/08/2024	Accounts Payable	CINTAS CORPORATION - 463	\$623.35	\$623.35	\$0.00
151936	12/28/2023	Reconciled		01/02/2024	Accounts Payable	CIT BANK NA	\$2,450.66	\$2,450.66	\$0.00
151937	12/28/2023	Reconciled		01/03/2024	Accounts Payable	CONSERVATION TECHNIX INC	\$9,789.86	\$9,789.86	\$0.00
151938	12/28/2023	Reconciled		01/02/2024	Accounts Payable	CONSOR NORTH AMERICA, INC.	\$1,473.50	\$1,473.50	\$0.00
151939	12/28/2023	Reconciled		01/09/2024	Accounts Payable	CROWLEY & SON SECURITY SYSTEMS	\$240.00	\$240.00	\$0.00

Payment Register

From Payment Date: 2/1/2023 - To Payment Date: 2/29/2024

Number	Date	Status	Void Reason	Reconciled/ Voided Date	Source	Payee Name	Transaction Amount	Reconciled Amount	Difference
151940	12/28/2023	Reconciled		01/02/2024	Accounts Payable	CWVT, LLC	\$400.00	\$400.00	\$0.00
151941	12/28/2023	Reconciled		01/17/2024	Accounts Payable	DASH MEDICAL GLOVES, INC	\$160.35	\$160.35	\$0.00
151942	12/28/2023	Reconciled		01/03/2024	Accounts Payable	DECA ARCHITECTURE INC	\$4,167.10	\$4,167.10	\$0.00
151943	12/28/2023	Reconciled		01/08/2024	Accounts Payable	DELL MARKETING LP	\$1,884.99	\$1,884.99	\$0.00
151944	12/28/2023	Reconciled		01/08/2024	Accounts Payable	DEMCO INC	\$119.22	\$119.22	\$0.00
151945	12/28/2023	Reconciled		01/08/2024	Accounts Payable	DKS ASSOCIATES	\$352.50	\$352.50	\$0.00
151946	12/28/2023	Reconciled		01/02/2024	Accounts Payable	ETHOS CONSULTING TEAM LLC dba ETHOS ACADEMY	\$5,690.00	\$5,690.00	\$0.00
151947	12/28/2023	Reconciled		01/02/2024	Accounts Payable	G&G AUTO CARE SUPPLY INC dba G&G SUPPLY CO	\$432.43	\$432.43	\$0.00
151948	12/28/2023	Reconciled		01/03/2024	Accounts Payable	GALE/CENGAGE LEARNING	\$234.07	\$234.07	\$0.00
151949	12/28/2023	Reconciled		01/03/2024	Accounts Payable	HD SUPPLY, INC dba USABLUBOOK	\$3,278.35	\$3,278.35	\$0.00
151950	12/28/2023	Reconciled		01/08/2024	Accounts Payable	HILLYER'S MID CITY FORD	\$815.08	\$815.08	\$0.00
151951	12/28/2023	Reconciled		01/03/2024	Accounts Payable	HOFFMAN PRESSURE WASHING	\$355.00	\$355.00	\$0.00
151952	12/28/2023	Reconciled		01/02/2024	Accounts Payable	INDUSTRIAL BOLT & SUPPLY INC	\$134.95	\$134.95	\$0.00
151953	12/28/2023	Reconciled		01/05/2024	Accounts Payable	INGRAM LIBRARY SERVICES	\$5,275.69	\$5,275.69	\$0.00
151954	12/28/2023	Reconciled		01/03/2024	Accounts Payable	JEFF ELLIS & ASSOC INC	\$750.00	\$750.00	\$0.00
151955	12/28/2023	Reconciled		01/02/2024	Accounts Payable	JUBITZ CORPORATION	\$4,437.30	\$4,437.30	\$0.00
151956	12/28/2023	Reconciled		01/12/2024	Accounts Payable	KEIZER OUTDOOR POWER EQUIP	\$518.66	\$518.66	\$0.00
151957	12/28/2023	Reconciled		01/03/2024	Accounts Payable	KITTELSON & ASSOC INC	\$19,575.00	\$19,575.00	\$0.00
151958	12/28/2023	Reconciled		01/04/2024	Accounts Payable	KPA SERVICES LLC	\$224.64	\$224.64	\$0.00
151959	12/28/2023	Reconciled		01/04/2024	Accounts Payable	LABOR RELATIONS INFO SYSTEMS	\$855.00	\$855.00	\$0.00
151960	12/28/2023	Reconciled		01/02/2024	Accounts Payable	LEGEND DATA SYSTEMS INC	\$575.00	\$575.00	\$0.00
151961	12/28/2023	Reconciled		01/04/2024	Accounts Payable	LEXIPOL LLC	\$2,672.40	\$2,672.40	\$0.00
151962	12/28/2023	Reconciled		01/04/2024	Accounts Payable	LIBERTY HOUSE	\$25,000.00	\$25,000.00	\$0.00
151963	12/28/2023	Reconciled		01/10/2024	Accounts Payable	METCOM	\$44,758.85	\$44,758.85	\$0.00
151964	12/28/2023	Reconciled		01/02/2024	Accounts Payable	METRO PRESORT	\$2,181.29	\$2,181.29	\$0.00
151965	12/28/2023	Reconciled		01/04/2024	Accounts Payable	MIDWEST TAPE, LLC	\$215.83	\$215.83	\$0.00
151966	12/28/2023	Reconciled		01/02/2024	Accounts Payable	NURNBERG SCIENTIFIC	\$209.10	\$209.10	\$0.00
151967	12/28/2023	Reconciled		01/04/2024	Accounts Payable	OFFICE DEPOT	\$769.70	\$769.70	\$0.00
151968	12/28/2023	Reconciled		01/03/2024	Accounts Payable	ONE CALL CONCEPTS INC	\$217.00	\$217.00	\$0.00
151969	12/28/2023	Reconciled		01/04/2024	Accounts Payable	OR DEPT OF ENVIRONMENTAL QUALITY	\$185.95	\$185.95	\$0.00
151970	12/28/2023	Reconciled		01/05/2024	Accounts Payable	OR DEPT OF TRANSPORTATION	\$42,805.88	\$42,805.88	\$0.00
151971	12/28/2023	Reconciled		01/16/2024	Accounts Payable	OREGON ASSN CHIEFS OF POLICE	\$1,050.00	\$1,050.00	\$0.00
151972	12/28/2023	Reconciled		01/05/2024	Accounts Payable	OSCAR LUNDEEN INC	\$159.00	\$159.00	\$0.00
151973	12/28/2023	Reconciled		01/02/2024	Accounts Payable	PAMPLIN MEDIA GROUP	\$175.00	\$175.00	\$0.00
151974	12/28/2023	Reconciled		01/02/2024	Accounts Payable	PENSKE COMMERCIAL VEHICLES US, LLC dba PREMIER TRU	\$2,876.48	\$2,876.48	\$0.00
151975	12/28/2023	Reconciled		01/02/2024	Accounts Payable	PEREZ 1 PEST CONTROL INC	\$475.00	\$475.00	\$0.00
151976	12/28/2023	Reconciled		01/04/2024	Accounts Payable	PERFORMANCE SYSTEMS INTEGRATION LLC	\$714.00	\$714.00	\$0.00
151977	12/28/2023	Reconciled		01/02/2024	Accounts Payable	PETERSON MACHINERY	\$237.96	\$237.96	\$0.00
151978	12/28/2023	Reconciled		01/03/2024	Accounts Payable	PETROCARD	\$2,815.75	\$2,815.75	\$0.00
151979	12/28/2023	Reconciled		01/03/2024	Accounts Payable	PORTLAND GENERAL ELECTRIC	\$1,367.67	\$1,367.67	\$0.00
151980	12/28/2023	Reconciled		01/04/2024	Accounts Payable	PUMP TECH HOLDINGS, LLC dba PUMP TECH, LLC	\$1,177.36	\$1,177.36	\$0.00
151981	12/28/2023	Reconciled		01/04/2024	Accounts Payable	QUADIENT LEASING USA, INC.	\$935.00	\$935.00	\$0.00
151982	12/28/2023	Reconciled		12/28/2023	Accounts Payable	R&R GENERAL CONTRACTORS, INC	\$47,817.77	\$47,817.77	\$0.00

Payment Register

From Payment Date: 2/1/2023 - To Payment Date: 2/29/2024

Number	Date	Status	Void Reason	Reconciled/ Voided Date	Source	Payee Name	Transaction Amount	Reconciled Amount	Difference
151983	12/28/2023	Reconciled		01/02/2024	Accounts Payable	R.L. REIMERS COMPANY	\$24,750.00	\$24,750.00	\$0.00
151984	12/28/2023	Reconciled		01/08/2024	Accounts Payable	REDFLEX TRAFFIC SYSTEMS INC	\$10,386.00	\$10,386.00	\$0.00
151985	12/28/2023	Reconciled		01/05/2024	Accounts Payable	ROW CONSULTANTS LLC	\$7,421.00	\$7,421.00	\$0.00
151986	12/28/2023	Reconciled		01/08/2024	Accounts Payable	SASSAFRAS, LLC	\$600.00	\$600.00	\$0.00
151987	12/28/2023	Reconciled		01/08/2024	Accounts Payable	SIERRA SPRINGS	\$38.48	\$38.48	\$0.00
151988	12/28/2023	Reconciled		01/05/2024	Accounts Payable	SNAP-ON TOOLS	\$270.00	\$270.00	\$0.00
151989	12/28/2023	Reconciled		01/02/2024	Accounts Payable	SOLUTIONS YES, LLC	\$1,379.86	\$1,379.86	\$0.00
151990	12/28/2023	Reconciled		01/05/2024	Accounts Payable	STEELE ELECTRIC LLC	\$586.15	\$586.15	\$0.00
151991	12/28/2023	Reconciled		01/03/2024	Accounts Payable	STRICTLY BUSINESS-ONLINE LLC	\$545.00	\$545.00	\$0.00
151992	12/28/2023	Reconciled		01/02/2024	Accounts Payable	TECHNOLOGY INTEGRATION GROUP	\$2,302.98	\$2,302.98	\$0.00
151993	12/28/2023	Reconciled		01/02/2024	Accounts Payable	THEMECRAFT, LLC dba IRONHORSE INTERPRETIVE	\$9,506.37	\$9,506.37	\$0.00
151994	12/28/2023	Reconciled		01/09/2024	Accounts Payable	TIMMONS GROUP, INC.	\$2,613.80	\$2,613.80	\$0.00
151995	12/28/2023	Reconciled		01/19/2024	Accounts Payable	UNIVERSITY OF OREGON	\$8,750.00	\$8,750.00	\$0.00
151996	12/28/2023	Reconciled		01/10/2024	Accounts Payable	US BANCORP ASSET MNGMNT dba PFM ASSET MNGMNT	\$3,368.45	\$3,368.45	\$0.00
151997	12/28/2023	Reconciled		01/08/2024	Accounts Payable	US BANK EQUIPMENT FINANCE	\$194.84	\$194.84	\$0.00
151998	12/28/2023	Reconciled		01/03/2024	Accounts Payable	WESTERN DISPLAY FIREWORKS LTD	\$3,000.00	\$3,000.00	\$0.00
151999	12/28/2023	Reconciled		01/02/2024	Accounts Payable	YES GRAPHICS PRINTING CO. INC.	\$120.00	\$120.00	\$0.00
152000	12/28/2023	Reconciled		12/29/2023	Accounts Payable	ESCOTT, RUBEN	\$3,915.00	\$3,915.00	\$0.00
152001	12/28/2023	Reconciled		01/18/2024	Accounts Payable	SANTILLAN, JESUS	\$500.00	\$500.00	\$0.00
152002	01/02/2024	Reconciled		01/08/2024	Utility Management Refund	ESTATE OF JANICE DAVIDSON	\$60.06	\$60.06	\$0.00
152003	01/02/2024	Reconciled		01/08/2024	Utility Management Refund	LENNAR NW LLC	\$53.50	\$53.50	\$0.00
152004	01/02/2024	Reconciled		01/08/2024	Utility Management Refund	LENNAR NW LLC	\$37.38	\$37.38	\$0.00
152005	01/02/2024	Reconciled		01/08/2024	Utility Management Refund	LENNAR NW LLC	\$48.92	\$48.92	\$0.00
152006	01/02/2024	Reconciled		01/08/2024	Utility Management Refund	LENNAR NW LLC	\$54.05	\$54.05	\$0.00
152007	01/02/2024	Reconciled		01/08/2024	Utility Management Refund	LENNAR NW LLC	\$49.31	\$49.31	\$0.00
152008	01/02/2024	Reconciled		01/08/2024	Utility Management Refund	LENNAR NW LLC	\$13.42	\$13.42	\$0.00
152009	01/02/2024	Reconciled		01/16/2024	Utility Management Refund	REFRESH REAL ESTATE LLC	\$20.28	\$20.28	\$0.00
152010	01/02/2024	Reconciled		01/26/2024	Utility Management Refund	REHDER, DENNIS & ELIZABETH	\$75.00	\$75.00	\$0.00
152011	01/02/2024	Reconciled		01/24/2024	Utility Management Refund	SYLVESTER, ANDREW & SALLY	\$35.45	\$35.45	\$0.00
152012	01/02/2024	Reconciled		01/23/2024	Utility Management Refund	TONA, DARARTU	\$40.00	\$40.00	\$0.00
152013	01/02/2024	Reconciled		01/24/2024	Utility Management Refund	VACHTER, PATRICIA	\$56.39	\$56.39	\$0.00
152014	01/11/2024	Reconciled		01/17/2024	Accounts Payable	911 SUPPLY	\$2,011.37	\$2,011.37	\$0.00
152015	01/11/2024	Reconciled		01/26/2024	Accounts Payable	ACTIVE MEDIA INC	\$4,270.70	\$4,270.70	\$0.00
152016	01/11/2024	Reconciled		01/18/2024	Accounts Payable	ADDIELOISE INC. dba CITY WIDE FACILITY SOLUTIONS	\$1,453.00	\$1,453.00	\$0.00

Payment Register

From Payment Date: 2/1/2023 - To Payment Date: 2/29/2024

Number	Date	Status	Void Reason	Reconciled/ Voided Date	Source	Payee Name	Transaction Amount	Reconciled Amount	Difference
152017	01/11/2024	Reconciled		01/25/2024	Accounts Payable	ADT SECURITY SERVICES	\$37.99	\$37.99	\$0.00
152018	01/11/2024	Reconciled		01/17/2024	Accounts Payable	AIRGAS USA LLC	\$1,359.55	\$1,359.55	\$0.00
152019	01/11/2024	Reconciled		03/12/2024	Accounts Payable	ALEJANDRO BARRAGAN dba PROPULSION WORKS LLC	\$1,593.00	\$1,593.00	\$0.00
152020	01/11/2024	Reconciled		01/16/2024	Accounts Payable	AMAZON CAPITAL SERVICES, INC	\$232.54	\$232.54	\$0.00
152021	01/11/2024	Reconciled		01/18/2024	Accounts Payable	ANDERSON POOLWORKS INC	\$1,744.60	\$1,744.60	\$0.00
152022	01/11/2024	Reconciled		01/19/2024	Accounts Payable	APEX LABORATORIES LLC	\$285.00	\$285.00	\$0.00
152023	01/11/2024	Reconciled		01/17/2024	Accounts Payable	BAVCO	\$1,441.00	\$1,441.00	\$0.00
152024	01/11/2024	Reconciled		01/16/2024	Accounts Payable	BAXTER AUTO PARTS INC.	\$2,130.49	\$2,130.49	\$0.00
152025	01/11/2024	Reconciled		01/16/2024	Accounts Payable	BECKWITH & KUFFEL, INC.	\$1,480.00	\$1,480.00	\$0.00
152026	01/11/2024	Reconciled		01/17/2024	Accounts Payable	CAPITOL CITY DOOR	\$203.50	\$203.50	\$0.00
152027	01/11/2024	Reconciled		01/16/2024	Accounts Payable	CASCADE COLUMBIA DIST CO	\$1,728.67	\$1,728.67	\$0.00
152028	01/11/2024	Reconciled		01/26/2024	Accounts Payable	CFM STRATEGIC COMMUNICATIONS, INC dba CFM ADVOCATE	\$5,000.00	\$5,000.00	\$0.00
152029	01/11/2024	Reconciled		01/22/2024	Accounts Payable	CINTAS CORPORATION - 463	\$2,666.71	\$2,666.71	\$0.00
152030	01/11/2024	Reconciled		01/18/2024	Accounts Payable	CONSERVATION TECHNIQ INC	\$31,228.08	\$31,228.08	\$0.00
152031	01/11/2024	Reconciled		01/18/2024	Accounts Payable	CONSOR NORTH AMERICA, INC.	\$55,621.49	\$55,621.49	\$0.00
152032	01/11/2024	Reconciled		01/18/2024	Accounts Payable	CORE & MAIN LP	\$5,865.60	\$5,865.60	\$0.00
152033	01/11/2024	Reconciled		01/16/2024	Accounts Payable	DATAVISION COMMUNICATIONS	\$1,444.86	\$1,444.86	\$0.00
152034	01/11/2024	Reconciled		01/16/2024	Accounts Payable	DAVISON AUTO PARTS, INC.	\$874.83	\$874.83	\$0.00
152035	01/11/2024	Reconciled		01/22/2024	Accounts Payable	DECA ARCHITECTURE INC	\$300.00	\$300.00	\$0.00
152036	01/11/2024	Reconciled		01/24/2024	Accounts Payable	DELTA SYSTEMS INTEGRATION INC	\$300.00	\$300.00	\$0.00
152037	01/11/2024	Reconciled		01/26/2024	Accounts Payable	DOWNTOWN DECORATIONS, INC	\$9,683.40	\$9,683.40	\$0.00
152038	01/11/2024	Reconciled		01/24/2024	Accounts Payable	DUKE'S ROOT CONTROL INC	\$16,708.85	\$16,708.85	\$0.00
152039	01/11/2024	Reconciled		01/22/2024	Accounts Payable	EASYVISTA, INC	\$6,100.00	\$6,100.00	\$0.00
152040	01/11/2024	Reconciled		01/22/2024	Accounts Payable	ELAINE HOWARD dba ELAINE HOWARD CONSULTING LLC	\$630.00	\$630.00	\$0.00
152041	01/11/2024	Reconciled		01/17/2024	Accounts Payable	ENGELMAN ELECTRIC INC	\$1,177.09	\$1,177.09	\$0.00
152042	01/11/2024	Reconciled		01/26/2024	Accounts Payable	EVIDENT INC	\$370.10	\$370.10	\$0.00
152043	01/11/2024	Reconciled		01/22/2024	Accounts Payable	FEDERAL EXPRESS CORP	\$35.12	\$35.12	\$0.00
152044	01/11/2024	Reconciled		01/18/2024	Accounts Payable	GALE/CENGAGE LEARNING	\$41.23	\$41.23	\$0.00
152045	01/11/2024	Reconciled		01/18/2024	Accounts Payable	GARTEN SERVICES INC	\$30.00	\$30.00	\$0.00
152046	01/11/2024	Reconciled		01/24/2024	Accounts Payable	GLOCK INC	\$400.00	\$400.00	\$0.00
152047	01/11/2024	Reconciled		01/18/2024	Accounts Payable	GOVERNMENT FINANCE OFFICERS ASSN	\$530.00	\$530.00	\$0.00
152048	01/11/2024	Reconciled		01/22/2024	Accounts Payable	GRANITE TELECOMMUNICATIONS, LLC	\$2,352.33	\$2,352.33	\$0.00
152049	01/11/2024	Reconciled		01/18/2024	Accounts Payable	GRIFFIN, IAN	\$475.00	\$475.00	\$0.00
152050	01/11/2024	Reconciled		01/19/2024	Accounts Payable	GROVE, MUELLER & SWANK P.C.	\$23,750.00	\$23,750.00	\$0.00
152051	01/11/2024	Reconciled		01/17/2024	Accounts Payable	HD SUPPLY, INC dba USABLUBOOK	\$2,904.17	\$2,904.17	\$0.00
152052	01/11/2024	Reconciled		01/17/2024	Accounts Payable	HILLTOP REFRIGERATION INC	\$2,688.54	\$2,688.54	\$0.00
152053	01/11/2024	Reconciled		01/17/2024	Accounts Payable	HILLYER'S MID CITY FORD	\$462.41	\$462.41	\$0.00
152054	01/11/2024	Reconciled		01/22/2024	Accounts Payable	HOFFMAN PRESSURE WASHING	\$365.00	\$365.00	\$0.00
152055	01/11/2024	Reconciled		01/19/2024	Accounts Payable	IDEXX DISTRIBUTION CORP	\$5,180.58	\$5,180.58	\$0.00
152056	01/11/2024	Reconciled		01/16/2024	Accounts Payable	INDUSTRIAL BOLT & SUPPLY INC	\$28.13	\$28.13	\$0.00
152057	01/11/2024	Reconciled		01/18/2024	Accounts Payable	INGRAM LIBRARY SERVICES	\$758.59	\$758.59	\$0.00
152058	01/11/2024	Reconciled		01/16/2024	Accounts Payable	JUBITZ CORPORATION	\$3,467.36	\$3,467.36	\$0.00
152059	01/11/2024	Reconciled		01/18/2024	Accounts Payable	K&E EXCAVATING INC	\$270,107.67	\$270,107.67	\$0.00

Payment Register

From Payment Date: 2/1/2023 - To Payment Date: 2/29/2024

Number	Date	Status	Void Reason	Reconciled/ Voided Date	Source	Payee Name	Transaction Amount	Reconciled Amount	Difference
152060	01/11/2024	Reconciled		01/23/2024	Accounts Payable	KIWANIS CLUB OF WOODBURN	\$452.00	\$452.00	\$0.00
152061	01/11/2024	Reconciled		01/19/2024	Accounts Payable	LANGUAGE TESTING INTERNATIONAL INC	\$146.00	\$146.00	\$0.00
152062	01/11/2024	Reconciled		01/18/2024	Accounts Payable	LAZCANO, GUIOVANNI	\$158.51	\$158.51	\$0.00
152063	01/11/2024	Reconciled		01/22/2024	Accounts Payable	LES SCHWAB TIRE CENTER	\$695.84	\$695.84	\$0.00
152064	01/11/2024	Reconciled		01/30/2024	Accounts Payable	LOVE SANTA, INC	\$25,000.00	\$25,000.00	\$0.00
152065	01/11/2024	Reconciled		01/22/2024	Accounts Payable	MARION COUNTY CLERK	\$182.00	\$182.00	\$0.00
152066	01/11/2024	Reconciled		01/22/2024	Accounts Payable	MARION COUNTY FINANCE	\$3,923.40	\$3,923.40	\$0.00
152067	01/11/2024	Reconciled		01/19/2024	Accounts Payable	MARION POLK FOOD SHARE INC	\$20,326.00	\$20,326.00	\$0.00
152068	01/11/2024	Reconciled		01/18/2024	Accounts Payable	MCCROMETER INC.	\$569.95	\$569.95	\$0.00
152069	01/11/2024	Reconciled		01/23/2024	Accounts Payable	METRO PRESORT	\$3,158.38	\$3,158.38	\$0.00
152070	01/11/2024	Reconciled		01/19/2024	Accounts Payable	MIDWEST TAPE, LLC	\$22.49	\$22.49	\$0.00
152071	01/11/2024	Reconciled		01/23/2024	Accounts Payable	MONITORING NW LLC	\$102.00	\$102.00	\$0.00
152072	01/11/2024	Reconciled		01/16/2024	Accounts Payable	MULTI-CULTURAL BOOKS & VIDEOS	\$4,397.87	\$4,397.87	\$0.00
152073	01/11/2024	Reconciled		01/18/2024	Accounts Payable	NATALYS CONSTRUCTION LLC	\$40,000.00	\$40,000.00	\$0.00
152074	01/11/2024	Reconciled		01/19/2024	Accounts Payable	NET ASSETS CORPORATION	\$480.00	\$480.00	\$0.00
152075	01/11/2024	Reconciled		01/31/2024	Accounts Payable	NORTHWEST CAPITAL MANAGEMENT INC	\$625.00	\$625.00	\$0.00
152076	01/11/2024	Reconciled		01/18/2024	Accounts Payable	NORTHWEST NATURAL GAS	\$15,729.39	\$15,729.39	\$0.00
152077	01/11/2024	Reconciled		01/19/2024	Accounts Payable	OFFICE DEPOT	\$451.58	\$451.58	\$0.00
152078	01/11/2024	Reconciled		01/16/2024	Accounts Payable	OLDCASTLE INFRASTRUCTURE, INC	\$4,421.00	\$4,421.00	\$0.00
152079	01/11/2024	Reconciled		01/23/2024	Accounts Payable	ONE CALL CONCEPTS INC	\$193.20	\$193.20	\$0.00
152080	01/11/2024	Reconciled		01/23/2024	Accounts Payable	OR DEPT OF ENVIRONMENTAL QUALITY	\$30,859.00	\$30,859.00	\$0.00
152081	01/11/2024	Reconciled		01/22/2024	Accounts Payable	OR DEPT OF REVENUE	\$12,360.00	\$12,360.00	\$0.00
152082	01/11/2024	Reconciled		01/22/2024	Accounts Payable	OREGON DEPT OF CONSUMER & BUS SERV	\$28,043.44	\$28,043.44	\$0.00
152083	01/11/2024	Reconciled		01/19/2024	Accounts Payable	OSCAR LUNDEEN INC	\$38.25	\$38.25	\$0.00
152084	01/11/2024	Reconciled		01/17/2024	Accounts Payable	PERFORMANCE SYSTEMS INTEGRATION LLC	\$1,481.00	\$1,481.00	\$0.00
152085	01/11/2024	Reconciled		01/16/2024	Accounts Payable	PETROCARD	\$2,403.54	\$2,403.54	\$0.00
152086	01/11/2024	Reconciled		01/22/2024	Accounts Payable	PORTLAND GENERAL ELECTRIC	\$102,413.69	\$102,413.69	\$0.00
152087	01/11/2024	Reconciled		01/16/2024	Accounts Payable	POWERS, BRIAN	\$56.66	\$56.66	\$0.00
152088	01/11/2024	Reconciled		01/19/2024	Accounts Payable	QUADIENT FINANCE USA, INC.	\$600.00	\$600.00	\$0.00
152089	01/11/2024	Reconciled		01/22/2024	Accounts Payable	RICHARD ALBECK DBA SUPPLY SOLUTIONS LLC, RICHARD, ALBECK DBA SUPPLY SO	\$3,364.57	\$3,364.57	\$0.00
152090	01/11/2024	Reconciled		01/19/2024	Accounts Payable	RITZ SAFETY LLC	\$496.80	\$496.80	\$0.00
152091	01/11/2024	Reconciled		01/17/2024	Accounts Payable	RMT EQUIPMENT	\$678.20	\$678.20	\$0.00
152092	01/11/2024	Reconciled		01/22/2024	Accounts Payable	ROSE CITY PHILANTHROPY	\$20,000.00	\$20,000.00	\$0.00
152093	01/11/2024	Reconciled		01/26/2024	Accounts Payable	ROTARY CLUB OF WOODBURN	\$485.00	\$485.00	\$0.00
152094	01/11/2024	Reconciled		02/01/2024	Accounts Payable	S&F LAND SERVICES LLC	\$5,534.00	\$5,534.00	\$0.00
152095	01/11/2024	Reconciled		01/17/2024	Accounts Payable	SHI INTERNATIONAL CORP	\$16,217.89	\$16,217.89	\$0.00
152096	01/11/2024	Reconciled		01/19/2024	Accounts Payable	SIERRA SPRINGS	\$228.36	\$228.36	\$0.00
152097	01/11/2024	Reconciled		01/18/2024	Accounts Payable	SOLUTIONS YES, LLC	\$1,558.19	\$1,558.19	\$0.00
152098	01/11/2024	Reconciled		01/23/2024	Accounts Payable	SOUTHLAND INDUSTRIES	\$32,519.00	\$32,519.00	\$0.00
152099	01/11/2024	Reconciled		01/18/2024	Accounts Payable	STEARNS, MATT	\$34.92	\$34.92	\$0.00
152100	01/11/2024	Reconciled		01/19/2024	Accounts Payable	STEELE ELECTRIC LLC	\$923.10	\$923.10	\$0.00
152101	01/11/2024	Reconciled		01/19/2024	Accounts Payable	STOUT, JACOB	\$30.08	\$30.08	\$0.00

Payment Register

From Payment Date: 2/1/2023 - To Payment Date: 2/29/2024

Number	Date	Status	Void Reason	Reconciled/ Voided Date	Source	Payee Name	Transaction Amount	Reconciled Amount	Difference
152102	01/11/2024	Reconciled		01/16/2024	Accounts Payable	TECHNOLOGY INTEGRATION GROUP	\$7,510.22	\$7,510.22	\$0.00
152103	01/11/2024	Reconciled		01/18/2024	Accounts Payable	THE AUTOMATION GROUP INC	\$2,434.00	\$2,434.00	\$0.00
152104	01/11/2024	Reconciled		01/16/2024	Accounts Payable	THE POOL & SPA HOUSE	\$423.45	\$423.45	\$0.00
152105	01/11/2024	Reconciled		01/17/2024	Accounts Payable	THOMSON REUTERS-WEST PAYMENT CENTER	\$1,328.92	\$1,328.92	\$0.00
152106	01/11/2024	Reconciled		01/17/2024	Accounts Payable	TIMECLOCK PLUS, LLC	\$464.00	\$464.00	\$0.00
152107	01/11/2024	Reconciled		01/16/2024	Accounts Payable	TOVUTI, INC.	\$399.00	\$399.00	\$0.00
152108	01/11/2024	Reconciled		01/17/2024	Accounts Payable	TRANSUNION RISK AND ALTERNATIVE DATA SOLUTIONS INC	\$325.00	\$325.00	\$0.00
152109	01/11/2024	Reconciled		01/16/2024	Accounts Payable	WATERSHED LLC	\$1,139.32	\$1,139.32	\$0.00
152110	01/11/2024	Reconciled		01/17/2024	Accounts Payable	WAVE BROADBAND	\$300.83	\$300.83	\$0.00
152111	01/11/2024	Reconciled		01/16/2024	Accounts Payable	WAXIE SANITARY SUPPLY	\$2,334.30	\$2,334.30	\$0.00
152112	01/11/2024	Reconciled		01/19/2024	Accounts Payable	WHEELER, ALAN	\$108.20	\$108.20	\$0.00
152113	01/11/2024	Reconciled		01/22/2024	Accounts Payable	WOODBURN CHAMBER OF COMMERCE	\$250.00	\$250.00	\$0.00
152114	01/11/2024	Reconciled		01/25/2024	Accounts Payable	WOODBURN SCHOOL DIST 103C	\$34,301.05	\$34,301.05	\$0.00
152115	01/11/2024	Reconciled		01/18/2024	Accounts Payable	XYLEM WATER SOLUTIONS USA INC	\$53.02	\$53.02	\$0.00
152116	01/11/2024	Reconciled		01/19/2024	Accounts Payable	YES GRAPHICS PRINTING CO. INC.	\$527.00	\$527.00	\$0.00
152117	01/11/2024	Reconciled		01/24/2024	Accounts Payable	ALLEN, MICHAEL, DAVID	\$64.00	\$64.00	\$0.00
152118	01/11/2024	Reconciled		01/19/2024	Accounts Payable	CARBAJAL, MARIO, RAMON	\$120.00	\$120.00	\$0.00
152119	01/11/2024	Reconciled		01/24/2024	Accounts Payable	CRAFORD, MICHAEL , DAVID	\$64.00	\$64.00	\$0.00
152120	01/11/2024	Reconciled		01/24/2024	Accounts Payable	CUNNINGHAM, KELLI , ANN	\$265.00	\$265.00	\$0.00
152121	01/11/2024	Reconciled		01/22/2024	Accounts Payable	FERNANDEZ CARLOS, JORGE	\$31.00	\$31.00	\$0.00
152122	01/11/2024	Reconciled		01/22/2024	Accounts Payable	FERNANDEZ CARLOS, JORGE	\$132.00	\$132.00	\$0.00
152123	01/11/2024	Reconciled		01/23/2024	Accounts Payable	GALLAGHER, ANJALIK	\$80.00	\$80.00	\$0.00
152124	01/11/2024	Reconciled		01/30/2024	Accounts Payable	HELMKAMP, ALYSSA	\$100.00	\$100.00	\$0.00
152125	01/11/2024	Reconciled		02/05/2024	Accounts Payable	NICHOLS , JOSH	\$80.00	\$80.00	\$0.00
152126	01/11/2024	Reconciled		01/24/2024	Accounts Payable	TORRES, ROSA	\$212.00	\$212.00	\$0.00
152127	01/11/2024	Reconciled		01/22/2024	Accounts Payable	WANG, REN	\$64.00	\$64.00	\$0.00
152128	01/11/2024	Reconciled		01/19/2024	Accounts Payable	WEISMANN, LYDIA , JO	\$53.00	\$53.00	\$0.00
152129	01/25/2024	Reconciled		01/29/2024	Accounts Payable	A & A PEST CONTROL INC	\$108.00	\$108.00	\$0.00
152130	01/25/2024	Reconciled		03/04/2024	Accounts Payable	ABAKELIA, LIANA	\$59.99	\$59.99	\$0.00
152131	01/25/2024	Reconciled		01/29/2024	Accounts Payable	ADDIELOISE INC. dba CITY WIDE FACILITY SOLUTIONS	\$1,625.00	\$1,625.00	\$0.00
152132	01/25/2024	Reconciled		01/29/2024	Accounts Payable	AMAZON CAPITAL SERVICES, INC	\$585.47	\$585.47	\$0.00
152133	01/25/2024	Reconciled		01/30/2024	Accounts Payable	APSCO LLC	\$3,129.23	\$3,129.23	\$0.00
152134	01/25/2024	Open			Accounts Payable	AVILA, FABRIZIO	\$244.80		
152135	01/25/2024	Reconciled		01/30/2024	Accounts Payable	BAKER & BAKER INC	\$197.54	\$197.54	\$0.00
152136	01/25/2024	Reconciled		01/30/2024	Accounts Payable	BATTERIES NORTHWEST	\$291.92	\$291.92	\$0.00
152137	01/25/2024	Reconciled		01/31/2024	Accounts Payable	BATTERIES PLUS	\$36.50	\$36.50	\$0.00
152138	01/25/2024	Reconciled		02/07/2024	Accounts Payable	BIO-MED TESTING SERVICE	\$190.00	\$190.00	\$0.00
152139	01/25/2024	Reconciled		02/01/2024	Accounts Payable	BOYS & GIRLS CLUB OF SALEM	\$2,500.00	\$2,500.00	\$0.00
152140	01/25/2024	Reconciled		02/01/2024	Accounts Payable	CDW GOVERNMENT INC	\$352.92	\$352.92	\$0.00
152141	01/25/2024	Reconciled		02/06/2024	Accounts Payable	CENTURYLINK	\$616.31	\$616.31	\$0.00
152142	01/25/2024	Reconciled		02/07/2024	Accounts Payable	CHEMEKETA COMMUNITY COLLEGE	\$49.25	\$49.25	\$0.00
152143	01/25/2024	Reconciled		02/06/2024	Accounts Payable	CINTAS CORPORATION - 463	\$629.20	\$629.20	\$0.00
152144	01/25/2024	Reconciled		01/29/2024	Accounts Payable	CIT BANK NA	\$2,450.66	\$2,450.66	\$0.00

Payment Register

From Payment Date: 2/1/2023 - To Payment Date: 2/29/2024

Number	Date	Status	Void Reason	Reconciled/ Voided Date	Source	Payee Name	Transaction Amount	Reconciled Amount	Difference
152145	01/25/2024	Reconciled		02/05/2024	Accounts Payable	CITY OF SALEM	\$1,475.00	\$1,475.00	\$0.00
152146	01/25/2024	Reconciled		01/30/2024	Accounts Payable	CONSOR NORTH AMERICA, INC.	\$3,128.30	\$3,128.30	\$0.00
152147	01/25/2024	Reconciled		02/07/2024	Accounts Payable	CRIMINAL INFORMATION SERV INC	\$30.00	\$30.00	\$0.00
152148	01/25/2024	Reconciled		02/29/2024	Accounts Payable	CROWLEY & SON SECURITY SYSTEMS	\$240.00	\$240.00	\$0.00
152149	01/25/2024	Reconciled		01/29/2024	Accounts Payable	DAY WIRELESS SYSTEMS	\$475.00	\$475.00	\$0.00
152150	01/25/2024	Reconciled		01/30/2024	Accounts Payable	DECA ARCHITECTURE INC	\$6,155.45	\$6,155.45	\$0.00
152151	01/25/2024	Reconciled		02/06/2024	Accounts Payable	DELPHIA CONSULTING, LLC	\$1,944.11	\$1,944.11	\$0.00
152152	01/25/2024	Reconciled		01/31/2024	Accounts Payable	DGK INCORPORATED dba BRANDS AND LOGOS	\$4,905.00	\$4,905.00	\$0.00
152153	01/25/2024	Reconciled		01/29/2024	Accounts Payable	ENGELMAN ELECTRIC INC	\$3,855.44	\$3,855.44	\$0.00
152154	01/25/2024	Reconciled		02/06/2024	Accounts Payable	EVIDENT INC	\$154.61	\$154.61	\$0.00
152155	01/25/2024	Reconciled		02/02/2024	Accounts Payable	FEDERAL EXPRESS CORP	\$80.37	\$80.37	\$0.00
152156	01/25/2024	Reconciled		01/30/2024	Accounts Payable	GALE/CENGAGE LEARNING	\$132.45	\$132.45	\$0.00
152157	01/25/2024	Reconciled		02/01/2024	Accounts Payable	GANNETT MEDIA CORP dba GANNETT OREGON LOCALIQ	\$923.79	\$923.79	\$0.00
152158	01/25/2024	Reconciled		01/25/2024	Accounts Payable	GEORGE KUZNETSOV	\$75.28	\$75.28	\$0.00
152159	01/25/2024	Reconciled		02/05/2024	Accounts Payable	GFS CHEMICALS INC	\$98.33	\$98.33	\$0.00
152160	01/25/2024	Reconciled		01/31/2024	Accounts Payable	HACH CHEMICAL CO	\$108.19	\$108.19	\$0.00
152161	01/25/2024	Reconciled		01/31/2024	Accounts Payable	HARDY DIAGNOSTICS	\$99.59	\$99.59	\$0.00
152162	01/25/2024	Reconciled		02/07/2024	Accounts Payable	HILLTOP REFRIGERATION INC	\$875.00	\$875.00	\$0.00
152163	01/25/2024	Reconciled		01/30/2024	Accounts Payable	HILLYER'S MID CITY FORD	\$262.30	\$262.30	\$0.00
152164	01/25/2024	Reconciled		01/30/2024	Accounts Payable	HOFFMAN PRESSURE WASHING	\$355.00	\$355.00	\$0.00
152165	01/25/2024	Reconciled		01/31/2024	Accounts Payable	IDEXX DISTRIBUTION CORP	\$124.91	\$124.91	\$0.00
152166	01/25/2024	Reconciled		01/29/2024	Accounts Payable	INDUSTRIAL BOLT & SUPPLY INC	\$129.39	\$129.39	\$0.00
152167	01/25/2024	Reconciled		01/30/2024	Accounts Payable	INDUSTRIAL CHEM LABS & SVCS	\$299.00	\$299.00	\$0.00
152168	01/25/2024	Reconciled		01/31/2024	Accounts Payable	INGRAM LIBRARY SERVICES	\$659.06	\$659.06	\$0.00
152169	01/25/2024	Reconciled		01/29/2024	Accounts Payable	JUBITZ CORPORATION	\$6,053.09	\$6,053.09	\$0.00
152170	01/25/2024	Reconciled		01/29/2024	Accounts Payable	K&E ROCK PRODUCTS LLC	\$1,042.88	\$1,042.88	\$0.00
152171	01/25/2024	Reconciled		02/02/2024	Accounts Payable	KIMBALL MIDWEST	\$360.32	\$360.32	\$0.00
152172	01/25/2024	Reconciled		01/31/2024	Accounts Payable	KITTELSON & ASSOC INC	\$2,858.75	\$2,858.75	\$0.00
152173	01/25/2024	Reconciled		02/01/2024	Accounts Payable	KPA SERVICES LLC	\$224.64	\$224.64	\$0.00
152174	01/25/2024	Reconciled		01/31/2024	Accounts Payable	LABOR RELATIONS INFO SYSTEMS	\$125.00	\$125.00	\$0.00
152175	01/25/2024	Reconciled		02/28/2024	Accounts Payable	LAKE OSWEGO POLICE DEPT	\$1,200.00	\$1,200.00	\$0.00
152176	01/25/2024	Reconciled		01/30/2024	Accounts Payable	LANGUAGE LINE SERVICES INC	\$1,885.95	\$1,885.95	\$0.00
152177	01/25/2024	Reconciled		02/05/2024	Accounts Payable	LANGUAGE TESTING INTERNATIONAL INC	\$73.00	\$73.00	\$0.00
152178	01/25/2024	Reconciled		01/29/2024	Accounts Payable	LEGACY MEDICAL GROUP	\$278.00	\$278.00	\$0.00
152179	01/25/2024	Reconciled		01/29/2024	Accounts Payable	LES SCHWAB TIRE CENTER	\$2,733.76	\$2,733.76	\$0.00
152180	01/25/2024	Reconciled		01/30/2024	Accounts Payable	LOOMIS	\$343.60	\$343.60	\$0.00
152181	01/25/2024	Reconciled		01/26/2024	Accounts Payable	LOVE INC OF NORTH MARION COUNTY	\$5,000.00	\$5,000.00	\$0.00
152182	01/25/2024	Reconciled		01/31/2024	Accounts Payable	MARION COUNTY TREASURY DEPT	\$6,242.15	\$6,242.15	\$0.00
152183	01/25/2024	Reconciled		01/29/2024	Accounts Payable	MATT LAMBERT dba SPOT FREE WINDOW CLEANING	\$980.00	\$980.00	\$0.00
152184	01/25/2024	Reconciled		02/06/2024	Accounts Payable	METCOM	\$44,758.85	\$44,758.85	\$0.00
152185	01/25/2024	Reconciled		02/01/2024	Accounts Payable	MIDWEST TAPE, LLC	\$360.60	\$360.60	\$0.00
152186	01/25/2024	Reconciled		01/31/2024	Accounts Payable	MULTI-CULTURAL BOOKS & VIDEOS	\$764.40	\$764.40	\$0.00
152187	01/25/2024	Reconciled		01/29/2024	Accounts Payable	NURNBERG SCIENTIFIC	\$269.60	\$269.60	\$0.00

Payment Register

From Payment Date: 2/1/2023 - To Payment Date: 2/29/2024

Number	Date	Status	Void Reason	Reconciled/ Voided Date	Source	Payee Name	Transaction Amount	Reconciled Amount	Difference
152188	01/25/2024	Reconciled		02/05/2024	Accounts Payable	OFFICE DEPOT	\$709.39	\$709.39	\$0.00
152189	01/25/2024	Reconciled		01/31/2024	Accounts Payable	OR DEPT OF ENVIRONMENTAL QUALITY	\$302.45	\$302.45	\$0.00
152190	01/25/2024	Reconciled		02/01/2024	Accounts Payable	OR DEPT OF TRANSPORTATION	\$4,118.91	\$4,118.91	\$0.00
152191	01/25/2024	Reconciled		01/31/2024	Accounts Payable	OREGON PORTABLE TOILETS LLC	\$420.00	\$420.00	\$0.00
152192	01/25/2024	Reconciled		02/01/2024	Accounts Payable	PEREZ 1 PEST CONTROL INC	\$475.00	\$475.00	\$0.00
152193	01/25/2024	Reconciled		01/30/2024	Accounts Payable	PETERSON MACHINERY	\$4,434.23	\$4,434.23	\$0.00
152194	01/25/2024	Reconciled		01/30/2024	Accounts Payable	PETROCARD	\$5,250.47	\$5,250.47	\$0.00
152195	01/25/2024	Reconciled		01/31/2024	Accounts Payable	PORTLAND GENERAL ELECTRIC	\$2,735.34	\$2,735.34	\$0.00
152196	01/25/2024	Reconciled		01/29/2024	Accounts Payable	PREMIER GEAR & MACHINE WORKS INC	\$3,140.00	\$3,140.00	\$0.00
152197	01/25/2024	Reconciled		01/31/2024	Accounts Payable	QUADIENT LEASING USA, INC.	\$1,596.16	\$1,596.16	\$0.00
152198	01/25/2024	Reconciled		01/25/2024	Accounts Payable	R&R GENERAL CONTRACTORS, INC	\$40,686.02	\$40,686.02	\$0.00
152199	01/25/2024	Reconciled		01/29/2024	Accounts Payable	R.L. REIMERS COMPANY	\$13,700.00	\$13,700.00	\$0.00
152200	01/25/2024	Reconciled		01/31/2024	Accounts Payable	REDFLEX TRAFFIC SYSTEMS INC	\$9,390.00	\$9,390.00	\$0.00
152201	01/25/2024	Reconciled		02/06/2024	Accounts Payable	RICHARD ALBECK DBA SUPPLY SOLUTIONS LLC, RICHARD, ALBECK DBA SUPPLY SO	\$237.41	\$237.41	\$0.00
152202	01/25/2024	Reconciled		01/31/2024	Accounts Payable	ROTARY CLUB OF WOODBURN	\$915.00	\$915.00	\$0.00
152203	01/25/2024	Reconciled		02/01/2024	Accounts Payable	SIERRA SPRINGS	\$30.27	\$30.27	\$0.00
152204	01/25/2024	Reconciled		01/31/2024	Accounts Payable	SNAP-ON CREDIT LLC	\$124.82	\$124.82	\$0.00
152205	01/25/2024	Reconciled		01/29/2024	Accounts Payable	SOLUTIONS YES, LLC	\$1,549.06	\$1,549.06	\$0.00
152206	01/25/2024	Reconciled		01/31/2024	Accounts Payable	TECH DATA CORP dba DLT SOLUTIONS LLC	\$5,761.20	\$5,761.20	\$0.00
152207	01/25/2024	Reconciled		02/02/2024	Accounts Payable	TIMMONS GROUP, INC.	\$4,123.35	\$4,123.35	\$0.00
152208	01/25/2024	Reconciled		02/05/2024	Accounts Payable	ULINE	\$358.54	\$358.54	\$0.00
152209	01/25/2024	Reconciled		02/05/2024	Accounts Payable	US BANCORP ASSET MNGMNT dba PFM ASSET MNGMNT	\$4,043.97	\$4,043.97	\$0.00
152210	01/25/2024	Reconciled		02/05/2024	Accounts Payable	US BANK EQUIPMENT FINANCE	\$194.84	\$194.84	\$0.00
152211	01/25/2024	Reconciled		02/01/2024	Accounts Payable	VERIZON WIRELESS	\$9,350.03	\$9,350.03	\$0.00
152212	01/25/2024	Reconciled		01/29/2024	Accounts Payable	WHA INSURANCE AGENCY INC	\$1,377.75	\$1,377.75	\$0.00
152213	01/25/2024	Reconciled		02/05/2024	Accounts Payable	WOODBURN VETERINARY CLINIC PC	\$112.99	\$112.99	\$0.00
152214	01/25/2024	Reconciled		01/29/2024	Accounts Payable	ZUMAR INDUSTRIES INC	\$9,128.11	\$9,128.11	\$0.00
152215	01/25/2024	Reconciled		02/05/2024	Accounts Payable	ASSINK, ZACHARY	\$70.00	\$70.00	\$0.00
152216	01/25/2024	Reconciled		01/31/2024	Accounts Payable	SCHMOLL, PAUL	\$3,663.00	\$3,663.00	\$0.00
152217	02/07/2024	Open			Utility Management Refund	BUSTOS, MONICA	\$17.31		
152218	02/07/2024	Reconciled		02/16/2024	Utility Management Refund	ESTATE OF CHRISTOPHER BAUS	\$12.21	\$12.21	\$0.00
152219	02/07/2024	Reconciled		02/12/2024	Utility Management Refund	ESTATE OF JIM GARDINER	\$70.02	\$70.02	\$0.00
152220	02/07/2024	Open			Utility Management Refund	HARDING, DONOVAN	\$40.00		
152221	02/07/2024	Reconciled		02/20/2024	Utility Management Refund	LENNAR NW LLC	\$75.00	\$75.00	\$0.00
152222	02/07/2024	Reconciled		02/20/2024	Utility Management Refund	LENNAR NW LLC	\$37.62	\$37.62	\$0.00
152223	02/07/2024	Reconciled		02/20/2024	Utility Management Refund	LENNAR NW LLC	\$53.56	\$53.56	\$0.00

Payment Register

From Payment Date: 2/1/2023 - To Payment Date: 2/29/2024

Number	Date	Status	Void Reason	Reconciled/ Voided Date	Source	Payee Name	Transaction Amount	Reconciled Amount	Difference
152224	02/07/2024	Reconciled		02/12/2024	Utility Management Refund	MANN, DIANE	\$326.15	\$326.15	\$0.00
152225	02/07/2024	Reconciled		02/20/2024	Utility Management Refund	MIRANDA, SAUL	\$72.68	\$72.68	\$0.00
152226	02/07/2024	Reconciled		02/09/2024	Utility Management Refund	SINGH, HARDEEP	\$92.16	\$92.16	\$0.00
152227	02/08/2024	Reconciled		02/13/2024	Accounts Payable	911 SUPPLY	\$358.02	\$358.02	\$0.00
152228	02/08/2024	Reconciled		03/01/2024	Accounts Payable	ACTIVE MEDIA INC	\$325.00	\$325.00	\$0.00
152229	02/08/2024	Reconciled		02/12/2024	Accounts Payable	ADDIELOISE INC. dba CITY WIDE FACILITY SOLUTIONS	\$4,828.00	\$4,828.00	\$0.00
152230	02/08/2024	Reconciled		02/21/2024	Accounts Payable	ADT SECURITY SERVICES	\$37.99	\$37.99	\$0.00
152231	02/08/2024	Reconciled		02/12/2024	Accounts Payable	AL'S GARDEN CENTER	\$189.98	\$189.98	\$0.00
152232	02/08/2024	Reconciled		02/12/2024	Accounts Payable	AMAZON CAPITAL SERVICES, INC	\$603.32	\$603.32	\$0.00
152233	02/08/2024	Reconciled		02/14/2024	Accounts Payable	APEX LABORATORIES LLC	\$275.00	\$275.00	\$0.00
152234	02/08/2024	Reconciled		02/14/2024	Accounts Payable	APPLIED CONCEPTS INC	\$592.50	\$592.50	\$0.00
152235	02/08/2024	Reconciled		02/13/2024	Accounts Payable	BATTERIES NORTHWEST	\$787.34	\$787.34	\$0.00
152236	02/08/2024	Reconciled		02/13/2024	Accounts Payable	BEN C. PATINKIN dba PATINKIN RESEARCH STRATEGIES	\$34,100.00	\$34,100.00	\$0.00
152237	02/08/2024	Reconciled		02/15/2024	Accounts Payable	BRYANT POWER SERVICES LLC	\$1,400.00	\$1,400.00	\$0.00
152238	02/08/2024	Reconciled		02/12/2024	Accounts Payable	CASCADE COLUMBIA DIST CO	\$3,870.00	\$3,870.00	\$0.00
152239	02/08/2024	Reconciled		02/12/2024	Accounts Payable	CASCADE MOTO PORTLAND, LLC	\$1,242.10	\$1,242.10	\$0.00
152240	02/08/2024	Reconciled		02/20/2024	Accounts Payable	CDW GOVERNMENT INC	\$663.20	\$663.20	\$0.00
152241	02/08/2024	Reconciled		02/28/2024	Accounts Payable	CHMIELOWSKI, RENATA	\$300.00	\$300.00	\$0.00
152242	02/08/2024	Reconciled		02/26/2024	Accounts Payable	CINTAS CORPORATION - 463	\$1,427.28	\$1,427.28	\$0.00
152243	02/08/2024	Reconciled		02/20/2024	Accounts Payable	CLAIR COMPANY, INC	\$169,066.75	\$169,066.75	\$0.00
152244	02/08/2024	Reconciled		02/14/2024	Accounts Payable	COMPLETE WIRELESS SOLUTNS INC	\$946.34	\$946.34	\$0.00
152245	02/08/2024	Reconciled		02/13/2024	Accounts Payable	CONSOR NORTH AMERICA, INC.	\$2,911.10	\$2,911.10	\$0.00
152246	02/08/2024	Reconciled		02/15/2024	Accounts Payable	CORE & MAIN LP	\$21,148.40	\$21,148.40	\$0.00
152247	02/08/2024	Reconciled		02/12/2024	Accounts Payable	DANIEL GONZALEZ dba DG PRESSURE WASHING LLC	\$1,500.00	\$1,500.00	\$0.00
152248	02/08/2024	Reconciled		02/13/2024	Accounts Payable	DATAVISION COMMUNICATIONS	\$1,444.86	\$1,444.86	\$0.00
152249	02/08/2024	Reconciled		02/13/2024	Accounts Payable	DAVISON AUTO PARTS, INC.	\$1,742.44	\$1,742.44	\$0.00
152250	02/08/2024	Reconciled		02/12/2024	Accounts Payable	ENGELMAN ELECTRIC INC	\$583.94	\$583.94	\$0.00
152251	02/08/2024	Reconciled		02/13/2024	Accounts Payable	EQUIPMENT DEPOT NORTHWEST dba NORLIFT OF OREGON	\$546.90	\$546.90	\$0.00
152252	02/08/2024	Reconciled		02/20/2024	Accounts Payable	FEDERAL EXPRESS CORP	\$113.34	\$113.34	\$0.00
152253	02/08/2024	Reconciled		02/14/2024	Accounts Payable	FERGUSON ENTERPRISES INC	\$1,603.27	\$1,603.27	\$0.00
152254	02/08/2024	Reconciled		02/13/2024	Accounts Payable	GALE/CENGAGE LEARNING	\$41.23	\$41.23	\$0.00
152255	02/08/2024	Reconciled		02/12/2024	Accounts Payable	GARTEN SERVICES INC	\$200.00	\$200.00	\$0.00
152256	02/08/2024	Reconciled		02/20/2024	Accounts Payable	GRAINGER INC	\$1,526.92	\$1,526.92	\$0.00
152257	02/08/2024	Reconciled		02/20/2024	Accounts Payable	GRANITE TELECOMMUNICATIONS, LLC	\$2,211.37	\$2,211.37	\$0.00
152258	02/08/2024	Reconciled		02/12/2024	Accounts Payable	GRIFFIN, IAN	\$400.00	\$400.00	\$0.00
152259	02/08/2024	Reconciled		02/13/2024	Accounts Payable	GRUBE, COLE	\$198.00	\$198.00	\$0.00
152260	02/08/2024	Reconciled		02/16/2024	Accounts Payable	HD SUPPLY, INC dba USABLUEBOOK	\$3,621.11	\$3,621.11	\$0.00
152261	02/08/2024	Reconciled		02/13/2024	Accounts Payable	HIGHWAY FUEL CO	\$1,781.60	\$1,781.60	\$0.00
152262	02/08/2024	Reconciled		02/14/2024	Accounts Payable	HILLTOP REFRIGERATION INC	\$6,820.55	\$6,820.55	\$0.00
152263	02/08/2024	Reconciled		02/13/2024	Accounts Payable	HILLYER'S MID CITY FORD	\$1,346.46	\$1,346.46	\$0.00
152264	02/08/2024	Reconciled		02/14/2024	Accounts Payable	HOFFMAN PRESSURE WASHING	\$270.00	\$270.00	\$0.00

Payment Register

From Payment Date: 2/1/2023 - To Payment Date: 2/29/2024

Number	Date	Status	Void Reason	Reconciled/ Voided Date	Source	Payee Name	Transaction Amount	Reconciled Amount	Difference
152265	02/08/2024	Reconciled		02/12/2024	Accounts Payable	HUBBARD CHEVROLET	\$402.37	\$402.37	\$0.00
152266	02/08/2024	Reconciled		02/14/2024	Accounts Payable	INGRAM LIBRARY SERVICES	\$653.57	\$653.57	\$0.00
152267	02/08/2024	Reconciled		02/12/2024	Accounts Payable	JUBITZ CORPORATION	\$5,917.71	\$5,917.71	\$0.00
152268	02/08/2024	Reconciled		02/13/2024	Accounts Payable	K&E ROCK PRODUCTS LLC	\$895.73	\$895.73	\$0.00
152269	02/08/2024	Reconciled		02/26/2024	Accounts Payable	KEIZER OUTDOOR POWER EQUIP	\$95.75	\$95.75	\$0.00
152270	02/08/2024	Reconciled		02/12/2024	Accounts Payable	KNIFE RIVER CORP	\$78,181.17	\$78,181.17	\$0.00
152271	02/08/2024	Voided	Wrong Vendor	02/21/2024	Accounts Payable	LEAGUE OF OREGON CITIES	\$65.00		
152272	02/08/2024	Reconciled		02/13/2024	Accounts Payable	LES SCHWAB TIRE CENTER	\$945.92	\$945.92	\$0.00
152273	02/08/2024	Reconciled		02/16/2024	Accounts Payable	LOOMIS	\$343.60	\$343.60	\$0.00
152274	02/08/2024	Reconciled		02/13/2024	Accounts Payable	LUIS'S TAQUERIA	\$1,450.00	\$1,450.00	\$0.00
152275	02/08/2024	Reconciled		02/14/2024	Accounts Payable	MARION COUNTY FINANCE	\$4,879.23	\$4,879.23	\$0.00
152276	02/08/2024	Reconciled		02/12/2024	Accounts Payable	MATT LAMBERT dba SPOT FREE WINDOW CLEANING	\$320.00	\$320.00	\$0.00
152277	02/08/2024	Reconciled		02/13/2024	Accounts Payable	METRO PRESORT	\$2,497.26	\$2,497.26	\$0.00
152278	02/08/2024	Reconciled		02/14/2024	Accounts Payable	MIDWEST TAPE, LLC	\$264.69	\$264.69	\$0.00
152279	02/08/2024	Reconciled		02/26/2024	Accounts Payable	MITCHELL, JOSHUA	\$59.99	\$59.99	\$0.00
152280	02/08/2024	Reconciled		02/16/2024	Accounts Payable	MULTI-CULTURAL BOOKS & VIDEOS	\$177.76	\$177.76	\$0.00
152281	02/08/2024	Reconciled		02/13/2024	Accounts Payable	NET ASSETS CORPORATION	\$555.00	\$555.00	\$0.00
152282	02/08/2024	Reconciled		03/01/2024	Accounts Payable	NORTHWEST ACCREDITATION ALLIANCE	\$2,975.00	\$2,975.00	\$0.00
152283	02/08/2024	Reconciled		02/15/2024	Accounts Payable	OFFICE DEPOT	\$609.73	\$609.73	\$0.00
152284	02/08/2024	Reconciled		02/16/2024	Accounts Payable	ONE CALL CONCEPTS INC	\$341.60	\$341.60	\$0.00
152285	02/08/2024	Reconciled		02/14/2024	Accounts Payable	OR DEPT OF REVENUE	\$14,559.81	\$14,559.81	\$0.00
152286	02/08/2024	Reconciled		02/26/2024	Accounts Payable	OREGON GOVERNMENT ETHICS COMMISSION	\$567.41	\$567.41	\$0.00
152287	02/08/2024	Reconciled		02/12/2024	Accounts Payable	OREGON YOUTH AUTHORITY	\$8,076.30	\$8,076.30	\$0.00
152288	02/08/2024	Reconciled		02/12/2024	Accounts Payable	PAMPLIN MEDIA GROUP	\$621.30	\$621.30	\$0.00
152289	02/08/2024	Reconciled		02/12/2024	Accounts Payable	PAPE' MACHINERY	\$647.57	\$647.57	\$0.00
152290	02/08/2024	Reconciled		02/13/2024	Accounts Payable	PERFORMANCE SYSTEMS INTEGRATION LLC	\$3,195.00	\$3,195.00	\$0.00
152291	02/08/2024	Reconciled		02/13/2024	Accounts Payable	PETROCARD	\$2,883.42	\$2,883.42	\$0.00
152292	02/08/2024	Reconciled		02/12/2024	Accounts Payable	PHENOVA INC	\$1,227.00	\$1,227.00	\$0.00
152293	02/08/2024	Reconciled		02/14/2024	Accounts Payable	PORTLAND GENERAL ELECTRIC	\$121,602.73	\$121,602.73	\$0.00
152294	02/08/2024	Reconciled		02/14/2024	Accounts Payable	PORTLAND GENERAL ELECTRIC	\$4,239.72	\$4,239.72	\$0.00
152295	02/08/2024	Reconciled		02/08/2024	Accounts Payable	R&R GENERAL CONTRACTORS, INC	\$6,175.00	\$6,175.00	\$0.00
152296	02/08/2024	Reconciled		02/12/2024	Accounts Payable	REDW LLC	\$17,500.00	\$17,500.00	\$0.00
152297	02/08/2024	Reconciled		02/12/2024	Accounts Payable	ROSE CITY PHILANTHROPY	\$7,000.00	\$7,000.00	\$0.00
152298	02/08/2024	Reconciled		02/21/2024	Accounts Payable	SASSAFRAS, LLC	\$740.00	\$740.00	\$0.00
152299	02/08/2024	Reconciled		02/15/2024	Accounts Payable	SIERRA SPRINGS	\$159.41	\$159.41	\$0.00
152300	02/08/2024	Reconciled		02/28/2024	Accounts Payable	SPEAKWRITE LLC	\$308.14	\$308.14	\$0.00
152301	02/08/2024	Reconciled		03/01/2024	Accounts Payable	STATE INDUSTRIAL PRODUCTS	\$992.04	\$992.04	\$0.00
152302	02/08/2024	Reconciled		02/13/2024	Accounts Payable	STEELE ELECTRIC LLC	\$2,006.85	\$2,006.85	\$0.00
152303	02/08/2024	Reconciled		02/20/2024	Accounts Payable	STRICTLY BUSINESS-ONLINE LLC	\$930.00	\$930.00	\$0.00
152304	02/08/2024	Reconciled		02/12/2024	Accounts Payable	TECHNOLOGY INTEGRATION GROUP	\$8,911.56	\$8,911.56	\$0.00
152305	02/08/2024	Reconciled		02/12/2024	Accounts Payable	TIMECLOCK PLUS, LLC	\$472.00	\$472.00	\$0.00
152306	02/08/2024	Reconciled		02/13/2024	Accounts Payable	TOVUTI, INC.	\$399.00	\$399.00	\$0.00
152307	02/08/2024	Reconciled		02/16/2024	Accounts Payable	TOWN INC. dba SOUTH TOWN GLASS	\$541.00	\$541.00	\$0.00

Payment Register

From Payment Date: 2/1/2023 - To Payment Date: 2/29/2024

Number	Date	Status	Void Reason	Reconciled/ Voided Date	Source	Payee Name	Transaction Amount	Reconciled Amount	Difference
152308	02/08/2024	Reconciled		02/13/2024	Accounts Payable	TRANSUNION RISK AND ALTERNATIVE DATA SOLUTIONS INC	\$650.00	\$650.00	\$0.00
152309	02/08/2024	Reconciled		02/14/2024	Accounts Payable	WAVE BROADBAND	\$300.83	\$300.83	\$0.00
152310	02/08/2024	Reconciled		02/12/2024	Accounts Payable	WAXIE SANITARY SUPPLY	\$460.30	\$460.30	\$0.00
152311	02/08/2024	Open			Accounts Payable	WINDSOR, ERIC	\$59.99		
152312	02/08/2024	Reconciled		02/22/2024	Accounts Payable	WOODBURN SCHOOL DIST 103C	\$54,661.15	\$54,661.15	\$0.00
152313	02/08/2024	Reconciled		02/20/2024	Accounts Payable	WOODBURN VETERINARY CLINIC PC	\$333.96	\$333.96	\$0.00
152314	02/08/2024	Reconciled		02/12/2024	Accounts Payable	YES GRAPHICS PRINTING CO. INC.	\$895.00	\$895.00	\$0.00
152315	02/08/2024	Reconciled		02/14/2024	Accounts Payable	CASTELLANOS GUEVARA, RAYMUNDO	\$150.00	\$150.00	\$0.00
152316	02/08/2024	Reconciled		02/13/2024	Accounts Payable	ES&A SIGN AND AWING CO	\$1,040.00	\$1,040.00	\$0.00
152317	02/08/2024	Reconciled		03/06/2024	Accounts Payable	GONZALEZ, OLEGARIO	\$155.00	\$155.00	\$0.00
152318	02/08/2024	Reconciled		03/04/2024	Accounts Payable	GUSTAFSON BLUE, MARY , ELLEN	\$53.00	\$53.00	\$0.00
152319	02/08/2024	Reconciled		02/20/2024	Accounts Payable	INSTALL COORDINATION	\$80.64	\$80.64	\$0.00
152320	02/08/2024	Reconciled		02/13/2024	Accounts Payable	LARA GARCIA , AGUSTIN	\$64.00	\$64.00	\$0.00
152321	02/08/2024	Reconciled		02/21/2024	Accounts Payable	LONG , MILODIE	\$25.00	\$25.00	\$0.00
152322	02/08/2024	Reconciled		02/15/2024	Accounts Payable	LUA, LAURA, P.	\$33.00	\$33.00	\$0.00
152323	02/08/2024	Reconciled		02/16/2024	Accounts Payable	MCROBERTS, JODY, G.	\$165.00	\$165.00	\$0.00
152324	02/08/2024	Reconciled		02/12/2024	Accounts Payable	NOLTE, PAUL, GARY	\$64.00	\$64.00	\$0.00
152325	02/08/2024	Reconciled		02/13/2024	Accounts Payable	PIERCY , PAUL, DAVID	\$64.00	\$64.00	\$0.00
152326	02/08/2024	Reconciled		03/04/2024	Accounts Payable	PONTELO DEER, JUSTIN , DAVID	\$53.00	\$53.00	\$0.00
152327	02/08/2024	Open			Accounts Payable	PROVOST, JOSEPH, GERARD	\$64.00		
152328	02/08/2024	Reconciled		03/13/2024	Accounts Payable	SIRAGUSA, RONALD , SCOTT	\$64.00	\$64.00	\$0.00
152329	02/08/2024	Reconciled		02/13/2024	Accounts Payable	VAN HUA, BINH	\$137.00	\$137.00	\$0.00
152330	02/14/2024	Reconciled		02/21/2024	Accounts Payable	NW ELDT LLC	\$2,500.00	\$2,500.00	\$0.00
152331	02/14/2024	Reconciled		02/15/2024	Accounts Payable	POWER AUTO INC	\$6,491.98	\$6,491.98	\$0.00
152332	02/15/2024	Open			Accounts Payable	MOORE, THOMAS	\$1,761.80		
152333	02/15/2024	Open			Accounts Payable	MOORE, THOMAS	\$880.90		
152334	02/22/2024	Reconciled		02/27/2024	Accounts Payable	911 SUPPLY	\$199.12	\$199.12	\$0.00
152335	02/22/2024	Open			Accounts Payable	ADVANCED RV PAINTING & REP LLC	\$411.50		
152336	02/22/2024	Reconciled		02/29/2024	Accounts Payable	AIRGAS USA LLC	\$1,505.84	\$1,505.84	\$0.00
152337	02/22/2024	Reconciled		02/26/2024	Accounts Payable	AMAZON CAPITAL SERVICES, INC	\$423.80	\$423.80	\$0.00
152338	02/22/2024	Reconciled		02/26/2024	Accounts Payable	APEX LABORATORIES LLC	\$60.00	\$60.00	\$0.00
152339	02/22/2024	Reconciled		02/26/2024	Accounts Payable	ASHLAND BROTHERS LANDSCAPES IN	\$643.75	\$643.75	\$0.00
152340	02/22/2024	Reconciled		02/29/2024	Accounts Payable	BAKER & BAKER INC	\$66.51	\$66.51	\$0.00
152341	02/22/2024	Reconciled		02/26/2024	Accounts Payable	BIO-MED TESTING SERVICE	\$90.00	\$90.00	\$0.00
152342	02/22/2024	Reconciled		02/29/2024	Accounts Payable	BOYS & GIRLS CLUB OF SALEM	\$22,500.00	\$22,500.00	\$0.00
152343	02/22/2024	Reconciled		03/01/2024	Accounts Payable	CANBY TROPHIES & AWARDS	\$83.00	\$83.00	\$0.00
152344	02/22/2024	Reconciled		02/26/2024	Accounts Payable	CASCADE COLUMBIA DIST CO	\$4,217.50	\$4,217.50	\$0.00
152345	02/22/2024	Reconciled		02/29/2024	Accounts Payable	CASCADE MOTO PORTLAND, LLC	\$2,276.53	\$2,276.53	\$0.00
152346	02/22/2024	Reconciled		02/29/2024	Accounts Payable	CENTURYLINK	\$616.31	\$616.31	\$0.00
152347	02/22/2024	Reconciled		02/29/2024	Accounts Payable	CFM STRATEGIC COMMUNICATIONS, INC dba CFM ADVOCATE	\$5,000.00	\$5,000.00	\$0.00
152348	02/22/2024	Reconciled		03/01/2024	Accounts Payable	CINTAS CORPORATION - 463	\$488.09	\$488.09	\$0.00
152349	02/22/2024	Reconciled		02/26/2024	Accounts Payable	CIT BANK NA	\$2,450.66	\$2,450.66	\$0.00

Payment Register

From Payment Date: 2/1/2023 - To Payment Date: 2/29/2024

Number	Date	Status	Void Reason	Reconciled/ Voided Date	Source	Payee Name	Transaction Amount	Reconciled Amount	Difference
152350	02/22/2024	Reconciled		02/28/2024	Accounts Payable	COMPLETE WIRELESS SOLUTNS INC	\$303.50	\$303.50	\$0.00
152351	02/22/2024	Reconciled		02/28/2024	Accounts Payable	CONSERVATION TECHNIX INC	\$3,140.14	\$3,140.14	\$0.00
152352	02/22/2024	Reconciled		02/26/2024	Accounts Payable	CONSOLIDATED SUPPLY CO	\$3,707.70	\$3,707.70	\$0.00
152353	02/22/2024	Reconciled		02/27/2024	Accounts Payable	CONSOR NORTH AMERICA, INC.	\$4,444.50	\$4,444.50	\$0.00
152354	02/22/2024	Reconciled		02/29/2024	Accounts Payable	CRIMINAL INFORMATION SERV INC	\$30.00	\$30.00	\$0.00
152355	02/22/2024	Reconciled		03/12/2024	Accounts Payable	CROWLEY & SON SECURITY SYSTEMS	\$240.00	\$240.00	\$0.00
152356	02/22/2024	Reconciled		02/23/2024	Accounts Payable	DAGOBERTO GARCIA-MENDEZ	\$247.27	\$247.27	\$0.00
152357	02/22/2024	Reconciled		02/26/2024	Accounts Payable	DAY WIRELESS SYSTEMS	\$3,953.25	\$3,953.25	\$0.00
152358	02/22/2024	Reconciled		02/27/2024	Accounts Payable	DCC PROPANE, LLC dba PACER PROPANE	\$486.41	\$486.41	\$0.00
152359	02/22/2024	Reconciled		02/27/2024	Accounts Payable	DECA ARCHITECTURE INC	\$4,588.47	\$4,588.47	\$0.00
152360	02/22/2024	Reconciled		03/05/2024	Accounts Payable	DELPHIA CONSULTING, LLC	\$1,948.11	\$1,948.11	\$0.00
152361	02/22/2024	Reconciled		02/26/2024	Accounts Payable	ENGELMAN ELECTRIC INC	\$676.41	\$676.41	\$0.00
152362	02/22/2024	Reconciled		03/04/2024	Accounts Payable	FEDERAL EXPRESS CORP	\$36.61	\$36.61	\$0.00
152363	02/22/2024	Reconciled		02/28/2024	Accounts Payable	FERGUSON ENTERPRISES INC	\$4,635.90	\$4,635.90	\$0.00
152364	02/22/2024	Reconciled		02/28/2024	Accounts Payable	GALE/CENGAGE LEARNING	\$127.96	\$127.96	\$0.00
152365	02/22/2024	Open			Accounts Payable	GMR LAWN MAINTENANCE	\$600.00		
152366	02/22/2024	Reconciled		02/22/2024	Accounts Payable	GRIFFIN, IAN	\$275.00	\$275.00	\$0.00
152367	02/22/2024	Reconciled		03/01/2024	Accounts Payable	HD SUPPLY, INC dba USABLUBOOK	\$1,695.05	\$1,695.05	\$0.00
152368	02/22/2024	Reconciled		02/27/2024	Accounts Payable	HILLYER'S MID CITY FORD	\$1,360.55	\$1,360.55	\$0.00
152369	02/22/2024	Reconciled		02/22/2024	Accounts Payable	HINSHAW, HEIDI	\$74.42	\$74.42	\$0.00
152370	02/22/2024	Reconciled		02/26/2024	Accounts Payable	HOFFMAN PRESSURE WASHING	\$95.00	\$95.00	\$0.00
152371	02/22/2024	Reconciled		02/26/2024	Accounts Payable	HUBBARD CHEVROLET	\$515.60	\$515.60	\$0.00
152372	02/22/2024	Reconciled		02/29/2024	Accounts Payable	INGRAM LIBRARY SERVICES	\$770.48	\$770.48	\$0.00
152373	02/22/2024	Reconciled		02/26/2024	Accounts Payable	JUBITZ CORPORATION	\$447.91	\$447.91	\$0.00
152374	02/22/2024	Reconciled		02/26/2024	Accounts Payable	K&E ROCK PRODUCTS LLC	\$1,497.41	\$1,497.41	\$0.00
152375	02/22/2024	Reconciled		02/26/2024	Accounts Payable	KITTELSON & ASSOC INC	\$2,846.25	\$2,846.25	\$0.00
152376	02/22/2024	Reconciled		02/26/2024	Accounts Payable	KONE INC 4156	\$1,025.00	\$1,025.00	\$0.00
152377	02/22/2024	Reconciled		02/29/2024	Accounts Payable	LANGUAGE LINE SERVICES INC	\$2,219.25	\$2,219.25	\$0.00
152378	02/22/2024	Reconciled		03/06/2024	Accounts Payable	LEASING SPECIALISTS LLC	\$400.00	\$400.00	\$0.00
152379	02/22/2024	Reconciled		02/26/2024	Accounts Payable	LEGACY MEDICAL GROUP	\$456.00	\$456.00	\$0.00
152380	02/22/2024	Reconciled		02/28/2024	Accounts Payable	LES SCHWAB TIRE CENTER	\$357.98	\$357.98	\$0.00
152381	02/22/2024	Open			Accounts Payable	MANO A MANO FAMILY CENTER	\$500.00		
152382	02/22/2024	Reconciled		02/27/2024	Accounts Payable	METCOM	\$44,758.85	\$44,758.85	\$0.00
152383	02/22/2024	Open			Accounts Payable	METRO AREA SERGEANTS ACADEMY CITY OF TIGARD	\$495.00		
152384	02/22/2024	Reconciled		02/27/2024	Accounts Payable	METRO PRESORT	\$1,996.26	\$1,996.26	\$0.00
152385	02/22/2024	Reconciled		02/28/2024	Accounts Payable	MIDWEST TAPE, LLC	\$76.46	\$76.46	\$0.00
152386	02/22/2024	Open			Accounts Payable	MIKE JANSEN	\$89.05		
152387	02/22/2024	Reconciled		02/27/2024	Accounts Payable	NORTHWEST NATURAL GAS	\$15,840.60	\$15,840.60	\$0.00
152388	02/22/2024	Reconciled		03/01/2024	Accounts Payable	OFFICE DEPOT	\$799.44	\$799.44	\$0.00
152389	02/22/2024	Reconciled		02/28/2024	Accounts Payable	OR ASSOC OF WATER UTILITIES	\$175.00	\$175.00	\$0.00
152390	02/22/2024	Open			Accounts Payable	OR CITY ATTORNEYS ASSOC	\$65.00		
152391	02/22/2024	Reconciled		02/28/2024	Accounts Payable	OR DEPT OF TRANSPORTATION	\$326.71	\$326.71	\$0.00
152392	02/22/2024	Reconciled		02/27/2024	Accounts Payable	OREGON PORTABLE TOILETS LLC	\$210.00	\$210.00	\$0.00
152393	02/22/2024	Reconciled		03/06/2024	Accounts Payable	OSCAR LUNDEEN INC	\$127.00	\$127.00	\$0.00
152394	02/22/2024	Reconciled		02/26/2024	Accounts Payable	PAMPLIN MEDIA GROUP	\$240.00	\$240.00	\$0.00

Payment Register

From Payment Date: 2/1/2023 - To Payment Date: 2/29/2024

Number	Date	Status	Void Reason	Reconciled/ Voided Date	Source	Payee Name	Transaction Amount	Reconciled Amount	Difference	
152395	02/22/2024	Reconciled		03/01/2024	Accounts Payable	PEREZ 1 PEST CONTROL INC	\$950.00	\$950.00	\$0.00	
152396	02/22/2024	Reconciled		02/28/2024	Accounts Payable	PERFORMANCE SYSTEMS INTEGRATION LLC	\$1,029.55	\$1,029.55	\$0.00	
152397	02/22/2024	Reconciled		02/27/2024	Accounts Payable	PETROCARD	\$2,937.12	\$2,937.12	\$0.00	
152398	02/22/2024	Reconciled		03/01/2024	Accounts Payable	QUADIENT LEASING USA, INC.	\$411.90	\$411.90	\$0.00	
152399	02/22/2024	Reconciled		02/27/2024	Accounts Payable	REBECCA CORTES	\$414.00	\$414.00	\$0.00	
152400	02/22/2024	Reconciled		02/29/2024	Accounts Payable	REDFLEX TRAFFIC SYSTEMS INC	\$11,211.00	\$11,211.00	\$0.00	
152401	02/22/2024	Reconciled		02/23/2024	Accounts Payable	SAVAGE MUSIC ENTERTAINMENT, LLC	\$25,000.00	\$25,000.00	\$0.00	
152402	02/22/2024	Reconciled		02/26/2024	Accounts Payable	SCHETKY NORTHWEST SALES, INC	\$276.29	\$276.29	\$0.00	
152403	02/22/2024	Reconciled		02/26/2024	Accounts Payable	SOUTHLAND INDUSTRIES	\$5,632.00	\$5,632.00	\$0.00	
152404	02/22/2024	Reconciled		02/29/2024	Accounts Payable	STEELE ELECTRIC LLC	\$179.70	\$179.70	\$0.00	
152405	02/22/2024	Reconciled		02/26/2024	Accounts Payable	STRONG REFUGE POOL, LLC	\$1,297.70	\$1,297.70	\$0.00	
152406	02/22/2024	Reconciled		03/11/2024	Accounts Payable	SYXSENSE, INC	\$16,010.50	\$16,010.50	\$0.00	
152407	02/22/2024	Reconciled		02/27/2024	Accounts Payable	T BAILEY, INC	\$34,542.00	\$34,542.00	\$0.00	
152408	02/22/2024	Reconciled		02/27/2024	Accounts Payable	THOMSON REUTERS-WEST PAYMENT CENTER	\$1,519.46	\$1,519.46	\$0.00	
152409	02/22/2024	Reconciled		03/04/2024	Accounts Payable	US BANK EQUIPMENT FINANCE	\$194.84	\$194.84	\$0.00	
152410	02/22/2024	Reconciled		02/28/2024	Accounts Payable	WALTER E NELSON CO	\$3,151.17	\$3,151.17	\$0.00	
152411	02/22/2024	Reconciled		02/26/2024	Accounts Payable	WATERSHED LLC	\$746.20	\$746.20	\$0.00	
152412	02/22/2024	Open			Accounts Payable	WOODBURN SCHOOL DIST 103C	\$1,490.00			
152413	02/22/2024	Reconciled		02/27/2024	Accounts Payable	XYLEM WATER SOLUTIONS USA INC	\$990.00	\$990.00	\$0.00	
152414	02/22/2024	Reconciled		02/26/2024	Accounts Payable	YES GRAPHICS PRINTING CO. INC.	\$2,415.00	\$2,415.00	\$0.00	
152415	02/22/2024	Open			Accounts Payable	BP HOSPITALITY dba SUPER 8 WOODBURN	\$725.00			
Type Check Totals:										
AP-A/P - Accounts Payable Totals										
							3302 Transactions	\$20,788,262.23	\$19,253,084.42	\$0.00

Checks	Status	Count	Transaction Amount	Reconciled Amount
	Open	52	\$34,851.25	\$0.00
	Reconciled	3140	\$19,253,084.42	\$19,253,084.42
	Voided	110	\$1,500,326.56	\$0.00
	Stopped	0	\$0.00	\$0.00
	Total	3302	\$20,788,262.23	\$19,253,084.42
All	Status	Count	Transaction Amount	Reconciled Amount

Payment Register

From Payment Date: 2/1/2023 - To Payment Date: 2/29/2024

Number	Date	Status	Void Reason	Reconciled/ Voided Date	Source	Payee Name	Transaction Amount	Reconciled Amount	Difference
					Open	52	\$34,851.25	\$0.00	
					Reconciled	3140	\$19,253,084.42	\$19,253,084.42	
					Voided	110	\$1,500,326.56	\$0.00	
					Stopped	0	\$0.00	\$0.00	
					Total	3302	\$20,788,262.23	\$19,253,084.42	
Grand Totals:									
					Checks		Transaction Amount	Reconciled Amount	
					Open	52	\$34,851.25	\$0.00	
					Reconciled	3140	\$19,253,084.42	\$19,253,084.42	
					Voided	110	\$1,500,326.56	\$0.00	
					Stopped	0	\$0.00	\$0.00	
					Total	3302	\$20,788,262.23	\$19,253,084.42	
					All		Transaction Amount	Reconciled Amount	
					Open	52	\$34,851.25	\$0.00	
					Reconciled	3140	\$19,253,084.42	\$19,253,084.42	
					Voided	110	\$1,500,326.56	\$0.00	
					Stopped	0	\$0.00	\$0.00	
					Total	3302	\$20,788,262.23	\$19,253,084.42	

Cash and Investment Reconciliation Report

City of Woodburn
CASH & INVESTMENT RECONCILIATION February 29, 2024
(rounded to \$1,000's)

	Bank Accounts	LGIP	PFMAM Investment Portfolio	USB Retainage Escrow	Total
Statement Balance 1/31/2024	\$ 1,240,000	\$ 42,834,000	\$ 50,606,000	\$ -	\$ 94,680,000
Change in Market Value & Gain/(Loss) on Maturity/Sale	\$ -	\$ -	\$ 91,000	\$ -	\$ 91,000
Deposits/Security Purchases	\$ 4,470,000	\$ 542,000	\$ 3,992,000	\$ 87,000	\$ 9,091,000
Interest	\$ -	\$ 175,000	\$ 113,000	\$ -	\$ 288,000
Withdrawals/Disbursements/Maturities	\$ (3,817,000)	\$ (1,000,000)	\$ (4,063,000)	\$ -	\$ (8,880,000)
Statement Balance 2/29/2024	\$ 1,893,000	\$ 42,551,000	\$ 50,739,000	\$ 87,000	\$ 95,270,000
Deposits in Transit	\$ 173,000				\$ 173,000
Outstanding Checks - A/P & Payroll	\$ (124,000)				\$ (124,000)
					-
General Ledger Balance 2/29/2024	\$ 1,942,000	\$ 42,551,000	\$ 50,739,000	\$ 87,000	\$ 95,319,000

CASH & INVESTMENT CLASSIFICATION

Unrestricted	\$ 39,056,000
Restricted	
Capital Construction	\$ 2,305,000
System Development Charges	\$ 30,800,000
Debt Reserve	\$ -
Other Restrictions	\$ 15,816,000
URA	\$ 1,619,000
SMR Reserve	\$ 5,687,000
Held in Trust	\$ 36,000
	<u>\$ 95,319,000</u>

INVESTMENT REPORTING (in compliance with City policy)

	Average Rate			2/29/2024 Balance
LGIP	5.20%	\$	42,551,000	\$ 42,551,000
PFMAM Investment Portfolio	4.78%		\$ 50,739,000	\$ 50,739,000
		\$	42,551,000	\$ 50,739,000
			\$ 50,739,000	<u>\$ 93,377,000</u>

Redflex Traffic Systems Report - N. Pacific Highway and Mt. Hood Avenue

Red Light Enforcement

	Dec 2023	Jan 2024	Feb 2024	Dec 23 - Feb 24 (Combined)
Total Processed Incidents	230	173	270	673
Obstructions*	36	25	26	87
Police Rejections*	101	83	148	332
Registration Issues*	19	15	24	58
Process Rejections*	5	5	6	16
Total Rejections	161	128	204	493
Approved Violations/Notices Printed	69	45	66	180

Speed Enforcement (46 mph+)

	Dec 2023	Jan 2024	Feb 2024	Dec 23 - Feb 24 (Combined)
Total Processed Incidents	331	114	309	754
Obstructions*	12	3	18	33
Police Rejections*	92	35	74	201
Registration Issues*	17	8	17	42
Process Rejections*	5	2	5	12
Total Rejections	126	48	114	288
Approved Violations/Notices Printed	205	66	195	466

REJECTIONS KEY

Obstructions: Driver, vehicle or license plate obstructed.

Police Rejections: Driver not R/O, Face Obstructed, Gender Mismatched, Incorrect DMV, Invalid Offense, Police Discretion, Safe Turn on Red, Sun Glare.

Registration Issues: Extended Vehicle, Out of Country Plates, Paper Plates, Wrong or No DMV.

Process Rejections: Camera Malfunction, Plate Burn Out, Rear Plate Camera Blurry, Poor Driver Images, Too Old



Agenda Item

March 25, 2024

TO: Honorable Mayor and City Council through City Administrator

FROM: Renata Wakeley, Special Projects Director
Chris Kerr, Community Development Director

SUBJECT: **Initiate Amendment of the Comprehensive Plan Map to incorporate the Urban Reserve Area into the City's Urban Growth Boundary: Legislative Amendments to Comprehensive Plan Map (LA 2024-01)**

RECOMMENDATION:

Adopt the attached Resolution initiating the legislative amendment process for amending the Woodburn Urban Growth Boundary to include the previously established Urban Reserve Area (URA).

BACKGROUND:

The Woodburn Comprehensive Plan serves as the legally controlling land use document for the City. The Plan also delineates the exact limits of our Urban Growth Boundary ("UGB"). It is a "living" document that is constantly evolving and is intended to be periodically updated over time to address changing conditions in the community. Recent updates have been made to supporting documents in the Plan, such as the Public Facilities Plan, Water Master Plan, Parks & Recreation, Transit, Transportation Plans, as well as updates to the Economic Opportunities Analysis (EOA).

After a nearly year-long process of technical analysis and public outreach, the City Council adopted a new Buildable Land Inventory, Economic Opportunities Analysis, and amendments to the Comprehensive Plan economic goals and policies in January 2024 via LA-23-02/Ordinance 2619. The adopted BLI and EOA included:

- A forecasted annual employment growth rate of 2.3%, resulting in adding roughly 6,830 jobs by 2043,
- Findings that Woodburn faces a deficit of 107 gross acres of Commercially zoned land to meet our adopted 20-year population projections, and
- Findings that Woodburn faces a deficit of 273 gross acres of Industrially zoned land to meet our adopted 20-year population projections.

As outlined in Section 4.01.09 of the WDO, the first step in the process to amend or modify the Comprehensive Plan and the Comprehensive Plan Map is for the Council to consider and approve a Resolution initiating the legislative amendment process. Procedurally, the next step would be for staff to assign a file number, initiate all local and state notification requirements, and schedule public hearings before both the Planning Commission and City Council.

Designation of Urban Reserve Areas (URA) achieve the following objectives: (a) It identifies appropriate lands to be reserved for eventual inclusion in the UGB; (b) In conjunction with Marion County’s adoption of policies and regulations for the URA, it protects this land from development patterns that would impede long-term urbanization; and (c) it provides more certainty for jurisdictions, service districts and property owners to undertake longer-term planning for public facilities and services such as transportation, sewer and water, schools and parks.

DISCUSSION:

Generally, the proposed amendments to the Woodburn Comprehensive Plan Map and Urban Growth Boundary, if adopted by the City Council, would include:

- Coordination with the Department of Land Conservation and Development (DLCD), Oregon Land Conservation and Development Commission (LCDC), and the Marion County Board of Commissioners,
- Revisiting the Urban Growth Coordination Agreement (2015) between the City of Woodburn and Marion County, and
- Expansion of the Urban Growth Boundary to incorporate the previously established URA, which would include 8 tax lots and ~237 net¹ acres (or an estimated 291.5 gross acres) of land to be zoned Southwest Industrial Reserve (SWIR).

Map	Tax Lot	Acres
052W12	1100	24.02
052W14	0900	42.88
052W14	1000	10.0
052W14	1100	21.74
052W14	1200	3.88
052W14	1500	59.43
052W14	1600	25.0
052W23	0100	50.18

FINANCIAL IMPACT:

¹ The employment buildable land inventory applies net acreage to gross acreage deductions because street and road improvements are anticipated for development of vacant properties as commercial and industrial properties require streets and roads, public facilities, setbacks, easements, etc. which deduct from actual buildable lot sizes. Meaning, net acreage is less than actual gross acreage needed to meet identified demand.

This decision is not anticipated to have any direct financial impact, beyond staff time for conducting the hearings and publication notification requirements as outlined in the WDO and required by Oregon Revised Statute/Oregon Administrative Rules.

Attachment:

Woodburn Comprehensive Plan Map, with Urban Reserve Area (URA)

20-Year UGB Expansion Limitation*

20-Year UGB Expansion Limitation*

COMPREHENSIVE LEGEND

- Low Density Residential
 - Medium Density Residential
 - Commercial
 - Industrial
 - Open Space and Parks
 - Public Use
 - Urban Reserve
 - Mixed Use Village Overlay (MUVO)
 - Nodal Development Overlay (NDO)
 - Southwest Industrial Reserve (SWIR)
- Interchange Management Overlay (IMA)
- A; C; F; J; L; M
 - B; D; G; K
 - E
 - H
 - I
 - MAIN

Urban Reserve Area

City of Woodburn Comprehensive Plan

City of Woodburn

LEGEND

- City Limits
- Urban Growth Boundary
- Assessor Taxlot
- Stream
- Railroad
- City ROW

0 315 630 Feet

Disclaimer: This map is a graphic representation using the most current information available. The City of Woodburn is not responsible for any inaccurate and/or incomplete data. This map is for informational purposes only.

WOODBURN Last updated on 1/17/2023.

*20-Year UGB Expansion Limited Until January 11, 2036. Acknowledged by The State of Oregon on December 22, 2006. For The Area Inside The City Limits. Adopted by The Woodburn City Council on October 31, 2005 (Ordinance Number 2391). Last Revised: January 26, 2016.

COUNCIL BILL NO. 3246

RESOLUTION NO. 2230

A RESOLUTION INITIATING CONSIDERATION OF PROPOSED LEGISLATIVE AMENDMENTS TO THE WOODBURN COMPREHENSIVE PLAN MAP TO AMEND THE URBAN GROWTH BOUNDARY AND INCORPORATE THE PREVIOUSLY ESTABLISHED URBAN RESERVE AREA (URA)

WHEREAS, Oregon Revised Statutes 197.629 (schedule for periodic review), Oregon Administrative Rules 660-009 (economic development) and 660-024-0040 (land need), and Oregon’s Statewide Planning Goals require communities to periodically review, prepare, and amend their comprehensive plans and update their future population and land needs to meet statewide planning goals; and

WHEREAS, the City hired a consultant to assist with the analysis required to assess the City’s available employment land and future employment land needs, including data and findings to support any amendments to the Comprehensive Plan; and

WHEREAS, the 2023 Buildable Lands Inventory (“BLI”) and Economic Opportunities Analysis (“EOA”) were adopted by the City Council via Ordinance 2619, following public hearings before the Planning Commission and City Council; and

WHEREAS, the City Council now desires to consider legislative amendments to the Woodburn Comprehensive Plan Map and Urban Growth Boundary as a result of findings made in the newly adopted BLI and EOA; and

WHEREAS, Section 4.01.09A. of the Woodburn Development Ordinance (“WDO”) requires the City Council to initiate the consideration of any potential legislative amendments to the WDO or Comprehensive Plan Map by resolution; **NOW, THEREFORE,**

THE CITY OF WOODBURN RESOLVES AS FOLLOWS:

Section 1. Pursuant to Section 4.01.09A. of the WDO, the City Council initiates legislative amendments to the Woodburn Comprehensive Plan Map and expansion of the Urban Growth Boundary for the purpose of addressing identified deficits to employment lands as identified in the 2023 BLI and EOA.

Approved as to form: _____
City Attorney Date

Approved: _____
Frank Lonergan, Mayor

Passed by the Council _____
Submitted to the Mayor _____
Approved by the Mayor _____
Filed in the Office of the Recorder _____

ATTEST: _____
Heather Pierson, City Recorder
City of Woodburn, Oregon



Agenda Item

March 25, 2024

TO: Honorable Mayor and City Council

FROM: Scott C. Derickson, City Administrator

SUBJECT: **Transient Occupancy Tax Grant Distribution and Proposed Five-Year Agreement with the Woodburn Area Chamber of Commerce**

RECOMMENDATION:

Authorize the renewal of a proposed five-year agreement, effective July 1, 2024, through June 30, 2029, (see Exhibit A) with the Woodburn Area Chamber of Commerce.

BACKGROUND:

The City of Woodburn has had a continuous Transient Occupancy Tax TOT/Tourism partnership with the Woodburn Area Chamber of Commerce dating back to 2001. Over those years, the tourism program has evolved into its current format administered under the City's Economic Development Department, which includes a multi-year scope of work and funding agreement with the Chamber.

Oregon state law imposes some legal restrictions on the expenditure of a City's TOT funds. Primarily, pursuant to the state statute, the City may not decrease the percentage of its TOT that is actually expended to fund tourism promotion or tourism-related facilities. The proposed agreement with the Chamber of Commerce is in compliance with this requirement of the law.

Ordinance 2057 specifies how TOT funds are to be used:

Section 23. Disposition of Tax Funds. All revenue received from the Transient Occupancy Tax shall be accounted for by a separate revenue line item contained in the General Fund. Sixty-six and two-thirds percent (66 2/3%) of all revenues received from the transient occupancy tax shall be used at the Council's discretion. Thirty-three and one-third percent

Agenda Item Review: City Administrator City Attorney Finance

(33 1/3%) of all revenues received from the Transient Occupancy Tax shall be dedicated to uses that promote and support tourism and economic development activities. Of the monies set aside for tourism and economic development the Council may, at its discretion, expend some or all of those monies on activities conducted by the City or other agencies that advance the Council's tourism and economic development goals. Monies distributed to agencies and organizations other than the City shall be dispersed pursuant to a tourism and economic development grant program. Policies and procedures governing that program shall be established by City Council resolution.

DISCUSSION:

The City and Chamber entered into a similar tourism-promotion related agreement with a term ending on June 30, 2024, and now desire to supersede and replace that contract with this current Agreement, which is for an additional five years. This Agreement is being presented now so that both the City and Chamber of Commerce have funding commitments for the purposes of annual budget preparation.

The included scope of work in the proposed renewal reflects an extension of our ongoing partnership with the Chamber and projects currently underway. Councilors will also note that it is being recommended that the overall compensation to the Chamber increase from \$65,000 per year to \$100,000 per year for the term of the agreement. The increase is in recognition that there is a greater partnership with the Chamber and the addition of the Business resource Center, operated by the Chamber of Commerce.

The agreement also contains the following highlights:

In Fiscal Years 2024-29 the Chamber will:

- Work with the City to provide staff support to the City led tourism efforts including participation on the North Marion Tourism Collaborative.
- Along with the City staff, participate in- and provide support on the development and implementation of tourism related programs, activities, events, and marketing strategies.
- Collaborate with City staff on tourism strategic planning and setting tourism oriented goals and objectives.

- Provide support and content to City staff for the ongoing maintenance and updates to the *Travel Woodburn* tourism website, kiosk, and other digital platforms.
- Conduct ongoing outreach to tourism assets and partners providing information and updates on Woodburn area events, activities, programs, and/or items of interest.
- Work with the City on updating, maintaining, and distributing Woodburn branded tourism and marketing materials.
- Display area tourism information and link to the Travel Woodburn website on the Chamber's webpage and post upcoming tourism related events and activities in the Chamber's weekly newsletter.
- The Chamber will operate and maintain a Business Resource Center.

Currently, the proposed FY 2024-25 Budget projects \$500,000 in total TOT revenues with the \$100,000 being allocated to the dedicated purposes of compensating the Chamber of Commerce. From a budgetary standpoint, Woodburn began allocating and tracking TOT grants in FY 2008-09 with the creation of a TOT General Fund revenue/expenditure line item (GF Acct/199 Non-departmental).

FINANCIAL IMPACT:

Based on Ordinance 2057 disbursement allocations, the City shall provide to the Chamber an amount not to exceed \$500,000 of TOT funding under contract period.

Renewal of the agreement will require the City to budget at least an amount not to exceed \$500,000 in TOT tourism funding over the next five fiscal years, contingent upon the actual TOT revenue generated.

The remaining portion of TOT funding is placed in the General Fund where it supports General Fund services and programs, including public safety, economic development, City-sponsored special events, etc.

**Agreement for Services Between
City of Woodburn and Woodburn Area Chamber of Commerce**

This Agreement is made and entered into by and between the City of Woodburn, an Oregon municipal corporation (hereinafter the "City"), and the Woodburn Area Chamber of Commerce, an Oregon non-profit corporation, 270 Montgomery Street, Woodburn, Oregon, (hereinafter the "Chamber"), for tourism promotion activities, as described in this Agreement.

WITNESSETH:

WHEREAS, Ordinance 2057, the Transient Occupancy Tax Ordinance, imposes a Local Transient Occupancy Tax ("TOT") consistent with the provisions of Oregon state law; and

WHEREAS, the City Council may in its discretion, consistent with Oregon state law and Ordinance 2057, distribute Tourism and Economic Development Funds to qualified community organizations over a multiple year period; and

WHEREAS, the Chamber is a qualified community organization capable of partnering with the City in performing tourism and economic development efforts; and

WHEREAS, the City Council has identified tourism and economic development as a high priority and community goal; and

WHEREAS, the parties previously entered into a similar tourism-promotion related agreement with a term of July 1, 2021, through June 30, 2024, and now desire to supersede and replace that contract with this current Agreement; and

WHEREAS, the parties understand and agree that all funds paid to the Chamber under this Agreement shall be as compensation for the Chamber's efforts in assisting the City per Section 5 of this Agreement; and

NOW, THEREFORE, in consideration of the terms, conditions, compensation and performances contained herein, the parties hereto do mutually agree as follows:

Section 1. Term. This Agreement will be for a period of five (5) fiscal years, commencing on July 1, 2024 through June 30, 2029. This Agreement will supersede and replace any prior agreements between the parties.

Section 2. Termination. This Agreement may be terminated at any time by mutual, written consent of the parties or for convenience by either party upon written notice to the other party ninety (90) calendar days prior to the termination.

Section 3. Effect of Termination. If termination of this Agreement occurs for any reason, including expiration of the Agreement, the City shall not be liable for any compensation to the Chamber for work performed beyond the cancellation date. Should this Agreement be terminated, the Chamber will refund to the City, on a pro-rated monthly basis any portion of the annual funding amount under Section 4 of this Agreement that is after the cancellation date.

Section 4. City Funding. The City shall provide to the Chamber an amount of TOT funding under this Agreement as provided herein:

- A. The City will provide Chamber with \$100,000 in 2024-25 fiscal year; \$100,000 in 2025-26 fiscal year; \$100,000 in 2026-27 fiscal year; 100,000 in fiscal year 2027-28; and \$100,000 in fiscal year 2028-29.
- B. Should the City's annual tourism-related TOT revenue experience a decrease, the City maintains the right to unilaterally adjust the annual payment to the Chamber as deemed appropriate by the City Council.

Section 5. Responsibilities of Chamber. As circumstances may require, the Chamber's responsibilities may be modified by the City Administrator upon written agreement with the Chamber. In addition to making an annual tourism update to the City Council, the Chamber agrees to the following:

- (1) Work with the City to provide staff support to the City led tourism efforts including participation on the North Marion Tourism Collaborative.
- (2) Along with the City staff, participate in- and provide support on the development and implementation of tourism related programs, activities, events, and marketing strategies.
- (3) Collaborate with City staff on tourism strategic planning and setting tourism oriented goals and objectives.
- (4) Provide support and content to City staff for the ongoing maintenance and updates to the *Travel Woodburn* tourism website, kiosk, and other digital platforms.
- (5) Conduct ongoing outreach to tourism assets and partners providing information and updates on Woodburn area events, activities, programs, and/or items of interest.
- (6) Work with the City on updating, maintaining, and distributing Woodburn branded tourism and marketing materials.

- (7) Display area tourism information and link to the Travel Woodburn website on the Chamber's webpage and post upcoming tourism related events and activities in the Chamber's weekly newsletter.
- (8) Maintain and operate a Business Resource Center.

Section 6. Documents and Reports. The Chamber shall maintain books, records, documents, and other materials that sufficiently and properly reflect all expenditures made pursuant to this Agreement. The City shall have full access and the right to examine and copy, during normal business hours, all of the records of the Chamber with respect to matters covered in this Agreement. Such rights shall last for six (6) year from the date of disbursement is made hereunder.

Section 7. Auditing of Records. Upon thirty (30) days prior written notice, the City or its agent shall have the right to conduct an audit or review of the Chamber's records reasonably related to this Agreement. If an audit or review of the records determines that City-provided funds have been inappropriately expended under this Agreement, Ordinance 2057, or state law, the Chamber shall reimburse the City for the full amount identified in the audit as inappropriately expended funds. If the inappropriately expended funds exceed \$1000, then the Chamber will pay the City for the cost of the audit or review.

Section 8. Compliance with Federal, State and Local Laws. The Chamber agrees to abide by all applicable federal and state statutes and regulations prohibiting employment discrimination, and any other statutes and regulations pertaining to the subject matter of this Agreement.

Section 9. Authority to Execute Agreement. The Chamber represents to the City that this Agreement has been duly authorized by all necessary action on the part of the Chamber and no other corporate or other action on the part of the Chamber is necessary to authorize the execution and delivery of this Agreement. That this Agreement has been duly authorized by the Woodburn City Council and the City represents to the Chamber that the City Administrator has the power and authority to bind the City to this Agreement.

Section 10. Legal Relations. Neither the Chamber, nor any employee, officer, official or volunteer of the Chamber shall be deemed an independent contractor, employee or volunteer of the City. No liability shall attach to the Chamber or the City by reason of entering into this Agreement except as expressly provided herein.

Section 11. Indemnification. The Chamber agrees to be responsible for and assumes liability for its own negligent acts or omissions, and those of its officers, agents, officials, employees or volunteers while performing work or expending funds pursuant to this Agreement to the fullest extent provided by law, and agrees to save, indemnify, defend and hold the City harmless from any such liability. This indemnification clause shall apply to any and all causes of action arising out of performance of work or expenditures of funds under this Agreement. The provisions of this section shall survive the expiration or termination of this Agreement with respect to any event occurring prior to expiration or termination.

Section 12. Nondiscrimination. The Chamber shall comply with all applicable

federal, state, and local laws, rules and regulations on nondiscrimination in employment because of race, color, ancestry, national origin, religion, sex, marital status, age, medical condition, or disability.

Section 13. Governing Law. This Agreement shall be governed by and construed in accordance with the law of the State of Oregon.

Section 14. Severability. If any provision of this Agreement shall be held invalid or unenforceable by any court of competent jurisdiction, such holding shall not invalidate or render unenforceable any other provision hereof.

Section 15. Assignment. Neither party shall assign the Agreement without written consent of the other.

Section 16. Attorney Fees. In any action brought by either party under this Agreement, the losing party shall pay to the prevailing party a reasonable sum for attorney fees in such action, or arbitration or appeal.

Section 17. Entire Agreement. This Agreement constitutes the entire Agreement between the parties and supersedes all prior agreements, written and oral, between the parties. No modification of this Agreement shall be binding unless in writing and signed by both parties.

Section 18. Notification. All correspondence and notices related to this Agreement shall be directed as follows:

If directed to the City:
City of Woodburn
270 Montgomery Street
Woodburn, Oregon 97071
Attn: Scott C. Derickson, City Administrator

If directed to the Chamber:
Chamber of Commerce
1755 Mt. Hood Ave. Suite 120
P.O. Box 194
Woodburn, Oregon 97071
Attn: Executive Director

IN WITNESS WHEREOF, the Chamber and City have, by approval of their respective governing bodies, caused this Agreement to be executed.

WOODBURN AREA CHAMBER OF COMMERCE Date

CITY OF WOODBURN

Scott C. Derickson, City Administrator Date



Agenda Item

March 25, 2024

TO: Honorable Mayor and City Council through City Administrator

FROM: Jamie Johnk, Economic Development Director

SUBJECT: **Approve Grant Contract with Business Oregon for Rural Opportunity Initiative Funding**

RECOMMENDATION:

Approve the Contract with Business Oregon for the Rural Opportunity Initiative (ROI) grant award of \$90,000 and authorize the City Administrator to sign.

BACKGROUND/DISCUSSION:

In October 2023, the City of Woodburn Economic Development staff submitted a funding request to Business Oregon through their ROI program for the purpose of continuing to serve North Marion small businesses applying to participate in the program. The scope of the project outlined in the funding request includes conducting an in-depth assessment of business needs and identify specific resources and services for each business assessed in an effort to eliminate barriers and inequities in obtaining funding, resource, and assistance. Once the consultation and assessments are complete, the consultant will prepare a report identifying areas where the business is in need of assistance and recommendations for resources and services. Findings will be reviewed with the participating business and North Marion Business Services Alliance (Alliance) Task Force, after which the business will be connected with resource providers that can address their specific needs. For instance, businesses in need of funding for improvements, expansions, equipment, or capital will be directly connected with agencies and/or organizations that provide funding. If the report recommends a service or resource that would require a financial investment, ROI funds could be utilized to offset those costs or fill the “gap” for services. Another example would be if the business would benefit from QuickBooks or bookkeeping training, ROI funds would be used to offset the cost for said training through Chemeketa Community College or another training source. If a business is in need of improving its social media presence (i.e., Google, website, etc.) ROI funds would be available to assist with the cost of hiring a consultant to complete Google or social media, trainings, or website development. Where

Agenda Item Review: City Administrator City Attorney Finance

ROI funds would not be provided directly to the business, covering the costs for training, classes, workshops, or consultant fees will ensure economic equity and will allow small businesses to grow and prosper.

In addition to business assessments, the funding will also include improvements to our existing website (North Marion Works) providing broader category searches, host larger resource and data files, as well as provide Spanish translation services without the need of hosting a secondary site.

ROI funding would also support the bi-annual Business Resource Fairs. These Resource Fairs provide an opportunity for businesses, entrepreneurs, and students in the Chemeketa business programs to meet face-to-face with service providers. The City of Woodburn and Alliance have hosted three Resource Fairs (February 2023, October 2023, and February 2024). The next scheduled Fair will be held in October 2024. Resource Fairs are held at the Woodburn and Brooks Chemeketa Community College Campuses and have been very successful to date.

Services providers attending the Resource Fairs have included organizations and agencies including (but limited to) Business Oregon, Secretary of State, WorkSource Oregon, Chambers of Commerce, Willamette Workforce Partnership, DevNW, Department of Human Services, Mid-Willamette Valley Council of Governments, Chemeketa Community College, Landscaping Contractors Board, Construction and Landscape Contractors Board, OMEP, SBDC, PGE, as well as the cities of North Marion County.

Woodburn Economic Development staff serves as the project manager and submits the required reports to Business Oregon. The City of Woodburn will also serve as the fiscal agent for the ROI funds.

DISCUSSION:

In December 2023, the city received notice from Business Oregon that we were awarded \$90,000 of ROI funds to complete the scope of the project identified in the application. The project will run for approximately 18 months and conclude on June 30, 2025.

Terms and Conditions of the award are outlined in the attached Grant Contract.

FINANCIAL IMPACT:

The Business Oregon ROI grant award is in the amount of \$90,000. There are sufficient funds allocated in the Economic Development budget that a supplemental would not be required.

Attachments

- Business Oregon ROI Grant Contract

OREGON BUSINESS DEVELOPMENT DEPARTMENT
GRANT CONTRACT
FOR SUPPORT OF A RURAL OPPORTUNITY INITIATIVE PROJECT

Project Name: City of Woodburn

Project Number: C2024148

This grant contract (“Contract”), dated as of the date the Contract is fully executed, is made by the State of Oregon, acting by and through the Oregon Business Development Department (“OBDD”), and the City of Woodburn (“Recipient”) for financing of the project referred to above and described in Exhibit A (“Project Description”). This Contract becomes effective only when fully signed and approved as required by applicable law. Notwithstanding the effective date of this Contract, project activities may begin on 22 December 2023.

This Contract includes the following exhibits, listed in descending order of precedence for purposes of resolving any conflict between two or more of the parts:

Exhibit A	Project Description
Exhibit B	Project Requirements
Exhibit C	Project Budget

SECTION 1 - LEGAL BASIS FOR AWARD; PURPOSE

Pursuant to ORS 285A.227, OBDD is authorized to make a grant from the Oregon Business, Innovation and Trade Fund (“Fund”) to the Recipient, to provide support for a project that has received an award for the Rural Opportunity Initiative (“ROI”). OBDD is willing to make such a grant on the terms and conditions of this Contract. Accordingly, the parties agree as follows:

SECTION 2 - GRANT AWARD

- A. Grant. In accordance with the terms and conditions of this Contract, OBDD shall provide Recipient \$90,000 from the Fund (the “Grant”).
- B. Disbursement of Grant. Subject to Section 2.C, State shall disburse the Grant to Recipient as follows:
- (1) \$45,000 of the Grant will be disbursed promptly to Recipient upon execution of this Contract.
 - (2) \$27,000 of the Grant will be disbursed promptly to Recipient upon OBDD’s acceptance of the interim report that becomes due eight (8) months after execution of this Contract as described in Section 5.B.
 - (3) \$18,000 of the Grant will be disbursed promptly to Recipient upon OBDD’s acceptance of the final report described in Section 5.B.

OBDD reserves the right to require written evidence of materials and labor furnished to, or work performed upon the Project, including itemized receipts or invoices for payment, and releases, satisfactions or other signed statements or forms as OBDD may require.

- C. Conditions Precedent to Disbursement. OBDD’s obligation to any disbursement of Grant money to Recipient is subject to each of the following conditions being satisfied:

- (1) The Oregon Department of Administrative Services has not notified OBDD of an anticipated shortfall in Oregon State Lottery revenues for the biennium in which this Contract becomes effective or for any biennium thereafter;
- (2) Moneys are available in the Fund to finance the disbursement;
- (3) OBDD has received sufficient appropriations and other expenditure authorizations to allow OBDD, in the reasonable exercise of its administrative discretion, to make the disbursement;
- (4) No Event of Default as described in Section 6.C has occurred and is continuing;
- (5) Recipient's representations and warranties set forth in Section 4 are true and correct on the date of disbursement; and
- (6) OBDD has received any certificates, opinions and documents as OBDD may reasonably require regarding the due authorization of this Contract.

SECTION 3 - USE OF GRANT

- A. Eligible Use. Recipient's use of the Grant money is limited to those expenses that are both reasonable and necessary to complete the activities described in Exhibit A ("Project").
- B. Ineligible Use. Recipient shall not use the Grant money to retire any debt or to lobby, influence or attempt to influence, any federal, state or local government official.
- C. Misexpended or Unexpended Grant Money. Any Grant money disbursed to Recipient, or any interest earned by Recipient on the Grant money, that is not used according to this Contract or that remain after the Project is completed or this Contract is terminated shall be immediately returned to OBDD, unless otherwise directed by OBDD.

SECTION 4 - RECIPIENT'S REPRESENTATIONS AND WARRANTIES

- A. Existence and Power. Recipient represents and warrants to OBDD that Recipient is a municipality duly organized under the laws of Oregon, and has full power, authority, and legal right to make this Contract and to incur and perform its obligations under this Contract.
- B. Authority, No Contravention. The making and performance by Recipient of this Contract; (a) have been duly authorized by all necessary action of Recipient, (b) do not and will not violate any provision of any applicable law, rule, regulation or order of any court, regulatory commission, board or other administrative agency or any provision of its organizational documents, and (c) do not and will not result in the breach of, or constitute a default or require any consent, under any other agreement or instrument to which Recipient is a party or by which Recipient or any of its properties may be bound or affected.
- C. Binding Obligation. This Contract has been duly executed and delivered by Recipient and when duly executed and delivered by OBDD, constitutes legal, valid, and binding obligations of Recipient, enforceable in accordance with its terms, subject to the laws of bankruptcy, insolvency, or other similar laws affecting the enforcement of creditors' rights generally.
- D. Approvals. No authorization, consent, license, approval of, filing or registration with, or notification to any governmental body or regulatory or supervisory authority is required for the execution, delivery, or performance by Recipient of this Contract.
- E. Misleading Statements. The Recipient has made no false statements of fact, nor has it omitted information necessary to prevent any statements from being misleading, in this Contract or any

document submitted by or on behalf of the Recipient to OBDD. The information contained in this Contract is true and accurate in all respects.

- F. Compliance with Tax Laws. Recipient is not in violation of any Oregon tax laws, including but not limited to a state tax imposed by ORS 320.005 to 320.150 and 403.200 to 403.250 and ORS chapters 118, 314, 316, 317, 318, 321 and 323 and local taxes administered by the Department of Revenue under ORS 305.620.

SECTION 5 - COVENANTS OF RECIPIENT

- A. Project Completion Deadline. Recipient shall complete the Project by 30 June 2025, unless the total amount of the Grant is not available because one or more of the conditions in Section 2.C(1) to (3) are not satisfied. Recipient shall complete the Project and use its own fiscal resources or money from other sources to pay for any costs of the Project in excess of the total amount of financial assistance provided pursuant to this Contract.
- B. Reports. Recipient must collect qualitative and quantitative impact data to evaluate overall project performance. Such collection shall include the data from grant partners. Recipient shall submit:
- (1) Quarterly reports consisting of a brief summary of project highlights and challenges, including milestones achieved in meeting their goals.
 - (2) An interim report eight (8) months after the execution of this Contract, detailing progress on the Project during the reporting period, any problems encountered during the reporting period, and expenses incurred during the reporting period.
 - (3) A final report not later than 30 days after the Project Completion Deadline that includes:
 - (a) A narrative description of the technical outcomes and results of the Project.
 - (b) A description of how the proposed work has helped strengthen local entrepreneurship partnerships; fill local entrepreneurship service gaps; ensure equitable participation for entrepreneurs and service providers of all backgrounds and demographics; or increase entrepreneurship by elevating this strategy among local leaders and constituents.
 - (c) A list of planned steps, with estimated completion dates, that will be undertaken to advance the progress made to date for strengthening the local entrepreneurial ecosystem.
 - (d) Recommendations, if any, for improvements to OBDD's ROI Grant Support Program.
 - (e) If any difficulties or problems arose during the implementation of the Project, a description of them, their causes and their solutions.
 - (f) An expenditure summary explaining expenses and any deviations from the original budget.
- C. Acknowledgement. Recipient shall reasonably acknowledge in some public fashion, such as in promotional materials, on its Web site and in public statements, that the Project was funded in part with Oregon State Lottery funds administered by OBDD.
- D. Compliance with Laws. Recipient shall comply with the requirements of all applicable laws, rules, regulations and orders of any governmental authority, except to the extent an order of a governmental authority is contested in good faith and by proper proceedings.
- E. Compliance with Tax Laws. Contractor will, for the term of this Contract, comply with the Oregon Tax Laws, as defined in Section 4.F.

F. Records and Inspection. Recipient shall keep proper books of account and records on all activities associated with the Grant and the Project. Recipient will maintain these books of account and records in accordance with generally accepted accounting principles and shall retain and keep accessible the books of account and records until the later of three years after the date set forth in Section 5.A or the date that all disputes, if any, arising under this Contract have been resolved. Recipient will permit OBDD, the Secretary of State of the State of Oregon, and their duly authorized representatives to inspect its properties, all work done, labor performed and materials furnished in and about the Project, and to review and make excerpts, transcripts and copies of its books of account and records with respect to the receipt and disbursement of funds received from OBDD. Access to these books of account and records is not limited to the required retention period. The authorized representatives shall have access to records at any reasonable time for as long as the records are maintained.

SECTION 6 - TERMINATION AND EVENTS OF DEFAULT; REMEDIES

- A. Mutual Termination. This Contract may be terminated by mutual consent of both parties.
- B. Termination by OBDD. OBDD may terminate this Contract upon written notice to Recipient under any of the following occurrences:
- (1) The Oregon Department of Administrative Services notifies OBDD of an anticipated shortfall in Oregon Lottery revenues,
 - (2) OBDD fails to receive sufficient appropriations or other expenditure authorizations to allow OBDD, in the reasonable exercise of its administrative discretion, to continue making payments under this Contract,
 - (3) There are not sufficient funds in the Fund, as determined by OBDD in the reasonable exercise of its administrative discretion, to permit OBDD to continue making payments under this Contract, or
 - (4) There is a change in federal or state laws, rules, regulations, or guidelines so that the Project funded by this Contract is no longer eligible for funding.
- C. Events of Default. Recipient shall be in default under this Contract upon the occurrence of any of the following events (“Events of Default”):
- (1) Other than as set forth in (b), (c) or (d) below, Recipient fails to perform, observe or discharge any of its covenants, agreements or obligations pertaining to this Contract, and such failure is not cured within fifteen days of written notice to Recipient from OBDD or a period of longer time established by OBDD in its notice; or
 - (2) Any representation, warranty or statement made to OBDD by or on behalf of Recipient pertaining to this Contract or in any document or report provided by or on behalf of Recipient and relied upon by OBDD to measure progress, performance or the expenditure of Grant money is untrue in any material respect when made; or
 - (3) Recipient (i) applies for or consents to the appointment of, or the taking of possession by, a receiver, custodian, trustee, or liquidator of itself or of all or any substantial part of its property, (ii) admits in writing its inability, or is generally unable, to pay its debts as they become due, (iii) makes a general assignment for the benefit of its creditors, (iv) commences a voluntary case under the U.S. Bankruptcy Code (as now or hereafter in effect), (v) files a petition seeking to take advantage of any other law relating to bankruptcy, insolvency, reorganization, winding-up, or composition or adjustment of debts, (vi) fails to controvert in a timely and appropriate

manner, or acquiesces in writing to, any petition filed against it in an involuntary case under the U.S. Bankruptcy Code (as now or hereafter in effect), or (vii) takes any corporate action for the purpose of effecting any of the foregoing; or

- (4) A proceeding or case is commenced, without the application or consent of Recipient, in any court of competent jurisdiction, seeking (i) the liquidation, dissolution or winding-up, or the composition or readjustment of debts, of Recipient, (ii) the appointment of a trustee, receiver, custodian, liquidator, or the like of Recipient or of all or any substantial part of its assets, or (iii) similar relief in respect to Recipient under any law relating to bankruptcy, insolvency, reorganization, winding-up, or composition or adjustment of debts, and such proceeding or case continues undismissed, or an order, judgment, or decree approving or ordering any of the foregoing is entered and continues unstayed and in effect for a period of sixty (60) consecutive days, or an order for relief against Recipient is entered in an involuntary case under the U.S. Bankruptcy Code (as now or hereafter in effect).

D. Remedies Upon Default. Upon the occurrence of any Event of Default, OBDD may pursue any remedies available under this Contract, at law or in equity. Such remedies include, but are not limited to, termination of OBDD's obligation to make the Grant or any further disbursement under this Contract, return of all or a portion of the Grant amount, payment of interest earned on the Grant amount and declaration of ineligibility for the receipt of future funds from OBDD. If, as a result of an Event of Default, OBDD demands return of all or a portion of the Grant amount or payment of interest earned on the Grant amount, Recipient shall pay the amount upon OBDD's demand. The remedies provided herein are cumulative and not exclusive of any remedies provided by law.

SECTION 7 - MISCELLANEOUS

- A. No Implied Waiver. The failure of OBDD to exercise, or any delay by OBDD in exercising, any right, power or privilege under this Contract shall not operate as a waiver thereof, nor shall any single or partial exercise of any right, power, or privilege under this Contract preclude any other or further exercise thereof or the exercise of any other such right, power, or privilege. Any waiver or consent, if made, will be effective only if in writing signed by the party against whom such waiver or consent is sought to be enforced and is effective only in the specific instance and for the specific purpose given.
- B. Choice of Law; Designation of Forum; Federal Forum.
 - (1) The laws of the State of Oregon (without giving effect to its conflicts of law principles) govern all matters arising out of or relating to this Contract, including, without limitation, its validity, interpretation, construction, performance, and enforcement.
 - (2) Any party bringing a legal action or proceeding against any other party arising out of or relating to this Contract shall bring the legal action or proceeding in the Circuit Court of the State of Oregon for Marion County (unless Oregon law requires that it be brought and conducted in another county). Each party hereby consents to the exclusive jurisdiction of such court, waives any objection to venue, and waives any claim that such forum is an inconvenient forum.
 - (3) Notwithstanding Section 7.B(2), if a claim must be brought in a federal forum, then it must be brought and adjudicated solely and exclusively within the United States District Court for the District of Oregon. This Section applies to a claim brought against the State of Oregon only to the extent Congress has appropriately abrogated the State of Oregon's sovereign immunity and is not consent by the State of Oregon to be sued in federal court. This Section is also not a waiver by the State of Oregon of any form of defense or immunity, including but not limited to

sovereign immunity and immunity based on the Eleventh Amendment to the Constitution of the United States.

- C. Notices and Communication. Except as otherwise expressly provided in this Contract, any communication between the parties or notices required or permitted must be given in writing by personal delivery, email, or by mailing the same, postage prepaid, to Recipient or OBDD at the addresses set forth below, or to such other persons or addresses that either party may subsequently indicate pursuant to this Section.

Any communication or notice by personal delivery will be deemed effective when actually delivered to the addressee. Any communication or notice so addressed and mailed will be deemed to be received and effective five (5) days after mailing. Any communication or notice given by email becomes effective 1) upon the sender's receipt of confirmation generated by the recipient's email system that the notice has been received by the recipient's email system or 2) the recipient's confirmation of receipt, whichever is earlier. Notwithstanding this provision, the following notices may not be given by email: notice of default or notice of termination.

If to OBDD: Deputy Director
Oregon Business Development Department
775 Summer Street NE Suite 200
Salem, OR 97301-1280

If to Recipient: Economic Development Director
City of Woodburn
270 Montgomery Street
Woodburn, OR 97071

- D. Amendments. This Contract may not be altered, modified, supplemented, or amended in any manner except by written instrument signed by both parties.
- E. Successors and Assigns; No Third Party Beneficiary. This Contract shall be binding upon and inure to the benefit of OBDD, Recipient, and their respective successors and assigns, except that Recipient may not assign or transfer its rights or obligations hereunder or any interest herein without the prior consent in writing of OBDD. OBDD and Recipient are the only parties to this Contract and are the only parties entitled to enforce the terms of this Contract. Nothing in this Contract gives, is intended to give, or shall be construed to give or provide any benefit or right, whether directly, indirectly or otherwise, to third persons, unless such third persons are individually identified by name herein and expressly described as intended beneficiaries of the terms of this Contract.
- F. Entire Agreement. This Contract, including any exhibits, schedules and attachments, which are by this reference incorporated herein, constitutes the entire agreement between the parties on the subject matter hereof. There are no other understandings, agreements or representations, oral or written, regarding this Contract.
- G. Contributory Liability and Contractor Indemnification.
- (1) If any third party makes any claim or brings any action, suit or proceeding alleging a tort as now or hereafter defined in ORS 30.260 ("Third Party Claim") against a party (the "Notified Party") with respect to which the other party may have liability, the Notified Party must promptly notify the other party in writing and deliver a copy of the claim, process, and all legal pleadings related to the Third Party Claim. Either party is entitled to participate in the defense of a Third Party Claim, and to defend a Third Party Claim with counsel of its own choosing. The foregoing provisions are conditions precedent for either party's liability to the other in regard to the Third Party Claim.

If the parties are jointly liable (or would be if joined in the Third Party Claim), the parties shall contribute to the amount of expenses (including attorneys' fees), judgments, fines and amounts paid in settlement actually and reasonably incurred and paid or payable in such proportion as is appropriate to reflect their respective relative fault. The relative fault of the parties shall be determined by reference to, among other things, the parties' relative intent, knowledge, access to information and opportunity to correct or prevent the circumstances resulting in such expenses, judgments, fines or settlement amounts. Each party's contribution amount in any instance is capped to the same extent it would have been capped under Oregon law if that party had sole liability in the proceeding. This Section shall survive termination of this Contract.

- (2) Recipient shall take all reasonable steps to require its contractor(s) that are not units of local government as defined in ORS 190.003, if any, to indemnify, defend, save and hold harmless the State of Oregon and its officers, employees and agents ("Indemnatee") from and against any and all claims, actions, liabilities, damages, losses, or expenses (including attorneys' fees) arising from a tort (as now or hereafter defined in ORS 30.260) caused, or alleged to be caused, in whole or in part, by the negligent or willful acts or omissions of Recipient's contractor or any of the officers, agents, employees or subcontractors of the contractor ("Claims"). It is the specific intention of the parties that the Indemnatee shall, in all instances, except for Claims arising solely from the negligent or willful acts or omissions of the Indemnatee, be indemnified by the contractor from and against any and all Claims. This Section shall survive termination of this Contract.

- H. Survival. All provisions of this Contract intended by their terms to survive termination and the following sections shall survive termination of this Contract: Section 3.C, Section 5.F, Section 6.D, Section 7.G, this Section 7.H and Section 7.K.
- I. Severability. If any term or provision of this Contract is declared by a court of competent jurisdiction to be illegal or in conflict with any law, the validity of the remaining terms and provisions shall not be affected, and the rights and obligations of the parties shall be construed and enforced as if this Contract did not contain the particular term or provision held to be invalid.
- J. Relationship of Parties. The parties agree and acknowledge that their relationship is that of independent contracting parties and neither party hereto shall be deemed an agent, partner, joint venturer or related entity of the other by reason of this Contract.
- K. Attorney Fees and Other Expenses. To the extent permitted by the Oregon Constitution and the Oregon Tort Claims Act, the prevailing party in any dispute arising from this Contract will be entitled to recover from the other its reasonable attorney fees and costs and expenses at trial, in a bankruptcy, receivership or similar proceeding, and on appeal. Reasonable attorney fees shall not exceed the rate charged to OBDD by its attorneys.
- L. Counterparts. This Contract may be executed in more than one counterpart, which, when taken together, will constitute one and the same instrument, and either party may execute this Contract by signing any such counterpart.
- M. Disadvantaged Business Enterprises. ORS 200.090 requires all public agencies to "aggressively pursue a policy of providing opportunities for disadvantaged business enterprises, minority-owned businesses, woman-owned businesses, businesses that service-disabled veterans owned and emerging small businesses...." OBDD encourages Recipient, in its contracting activities, to follow good faith efforts described in ORS 200.045, available at https://www.oregonlegislature.gov/bills_laws/ors/ors200.html. The Governor's Policy Advisor for Economic and Business Equity provides additional resources and the Certification Office for Business Inclusion and Diversity at the Oregon Business Development Department maintains a list

of certified firms and can answer questions. Search for certified firms on the web at:
<https://oregon4biz.diversitysoftware.com/FrontEnd/SearchCertifiedDirectory.asp?XID=2315&TN=oregon4biz>.

N. Promotional Use of Recipient Information. Recipient agrees that OBDD or Lottery may use Recipient and information provided to the OBDD by Recipient in the promotion of State's programs and services. The following typifies, but does not limit, the information State may use in its promotion(s): business name; general description of the Project; total Project cost; amount of the award; and amount of federal award and funding agency, if any.

By signing below, the parties acknowledge they have read and understand this Contract and agree to be bound by its terms and conditions.



STATE OF OREGON
acting by and through its
Oregon Business Development Department



CITY OF WOODBURN

By: _____
Kate Sinner, Innovation & Business
Resources Director

By: _____
Jim Row, Assistant City Administrator

Date: _____

Date: _____

APPROVED AS TO LEGAL SUFFICIENCY IN ACCORDANCE WITH ORS 291.047:

Not Required per OAR 137-045-0030

EXHIBIT A - PROJECT DESCRIPTION

“City of Woodburn”

Contact Information: Except as otherwise expressly provided in this Contract, parties may use the contact information set forth below, or to such other persons or addresses that either party may subsequently indicate pursuant to this Section:

OBDD

State of Oregon, acting by and through its
Business Development Department,
775 Summer Street NE Suite 200
Salem OR 97301-1280

Recipient

City of Woodburn
270 Montgomery Street,
Woodburn, OR 97071

Contract Administrator: Brian Plinski
Title: Economic Equity Program Manager
Telephone: 971-719-6854
Email: brian.plinski@biz.oregon.gov

Contact: Jamie Johnk
Title: Economic Development Director
Telephone: 503-980-6319
Email: jamie.johnk@ci.woodburn.or.us

Project overview:

Recipient and the North Marion Business Service Alliance (“Alliance”), a consortium of nine local municipal jurisdictions and other public and private service organizations, will address inequities identified in Recipient’ previous ROI project by providing more in-depth resources to local businesses, many of them multi-lingual, while enhancing access to resources through improved communications channels and collaboration. This effort will establish a program and contract with a small business consultant to conduct detailed assessments of up to 45 local businesses, prepare a report identifying opportunities for growth, and provide recommendations for resources and services from the Alliance, including potential funding for things like QuickBooks training or a website upgrade. Combined with an upgraded and bilingual resource website, ongoing events and business fairs, the Alliance is focused on eliminating barriers and minimizing inequities.

Recipient shall complete the following project-specific goals and metrics:

Goal 1 – Provide Business Assessments: recruit and hire a consultant to conduct business assessments; market program to eligible businesses; conduct assessments for up to 45 businesses; compile a report of findings; connect businesses to additional resources (QuickBooks trainings, fee-based classes, etc.).

- Metrics – consultant hired; number of businesses reached by promotional activities; number of business assessments completed; finalized report of findings; additional resources provided to businesses; number of new businesses and jobs created; participant impact and satisfaction surveys.

Goal 2 – Provide Business Consultations and Trainings: develop workshops and trainings based on assessment findings; engage with partners to promote and host workshops and trainings.

- Metrics – number of workshops and trainings provided; number of partners engaged; number of businesses attending; number of new businesses and jobs created; participant impact and results of satisfaction surveys.

Goal 3 – Website Upgrades to Improve Functionality: evaluate current website capabilities and explore adding bilingual features; make improvements to website functionality; market website to North Marion County businesses.

- Metrics – website usage and page views; number of languages used on website; number of businesses receiving website marketing information.

Goal 4 – Host Business Resource Fairs and Events: plan and host bi-annual Business Resource Fairs; host quarterly business breakout sessions, market resource fairs and breakout sessions.

- Metrics – number of resource fairs and breakout sessions; number of businesses attending; number of resource providers participating; business satisfaction survey results.

EXHIBIT B – PROJECT REQUIREMENTS

Recipient shall also comply with all ROI Community Requirements, as applicable to their project and outlined in further detail below:

- A. Grant Administration: Recipient commits to overall management of ROI funds, program activities, and reporting obligations to ensure compliance with grant terms.
- B. Evaluation and Data Collection: Recipient acknowledges the need to collect qualitative and quantitative impact data to evaluate overall performance. Recipient commits to tracking two sets of information: General ROI program impact data, as described below, and project specific data that demonstrates progress toward individual work plan goals. ROI program staff and consultant will provide surveys and tracking tools to support internal and community-led acquisition of this information. Reporting must be of good quality, substantive, and address the questions posed. OBDD may elect to require additional information if report responses are deemed insufficient for project / program assessment.
- C. Kick-off Workshop and ROI Program Meetings: Recipient agrees to send at least one staff member from its organization to a virtual or in-person ROI kick-off workshop in the spring of 2024.
- D. Equity and Inclusion: Recipient commits to a broad and inclusive approach to project implementation by identifying and proactively including underrepresented populations (women, LGBTQ, Native American, economically disadvantaged, people of color, immigrants, etc.).
- E. Communication:
 - (1) Local – Recipient agrees to publicize their award and share project updates / milestones during the grant term with local stakeholders, community leaders, elected officials, and media outlets. This is intended to help impact the ‘policy’ and ‘culture’ aspects of a functioning entrepreneurial ecosystem in which opportunities for entrepreneur-based economic development are shared and celebrated.
 - (2) Consultant – Recipient will participate in an initial meeting with the consultant to create a plan of how to use the minimum of forty hours dedicated of consultant time to each community (with new ROI communities and Concept ROI communities receiving additional time). Recipient agrees to actively participate in this jointly developed plan and communicate accordingly with the consultant team to discuss project status, successes and challenges, solicit feedback, and identify ways the consultant team can support your work.
 - (3) OBDD – Maintain regular correspondence with OBDD program staff to discuss project status, challenges, or changes to the scope of work.
- F. Fund Development and Sustainability: Recipient will submit at least one request for additional funding to a foundation, corporation, government entity, or other funder in an effort to leverage additional project support. The ROI consultant is able to help with this requirement.
- G. Reporting Schedule: Recipient reporting schedule is below. OBDD and the ROI consultant will create and distribute tools that support the collection of the required reporting data.
 - (1) Quarterly – Recipients will submit a brief summary of project highlights and challenges, including milestones achieved in meeting their goals. ROI staff will compile and share with the program cohort to encourage community participation.
 - (2) Interim – An interim report will be due approximately 8 months after contract execution. This report should demonstrate progress towards achieving project goals and include a detailed

report of the expenditures corresponding to the initial disbursement of the funding. Acceptance by OBDD will trigger the second disbursement.

- (3) Final – A final report will be due 30 days after the end of the biennium, 30 June 2025, and will include both qualitative and quantitative components. The final report will also include a detailed budget report that explains any deviations in spending from the original budget.

H. ROI Community Impact Data: Each ROI community will be required to collect the following metrics, where applicable, to assess growth within their ecosystem.

I. Entrepreneurs:

- (1) Reduction of barriers – entrepreneurs will report the removal of one or more barriers to starting or growing a business due to provider support.
- (2) Access to services – entrepreneurs in your community report they know where to seek assistance related to a variety of topics from human resources to legal to capital.
- (3) Launch of new businesses – entrepreneurs report starting a new business.
- (4) Growth and / or strength of existing small businesses – entrepreneurs in community self-report increases in revenue, solvency, net promoter scores, and more.

J. Systems & Small Business Support Providers:

- (1) Increased number and diversity of services offered to entrepreneurs – what is available now and how will it change during the grant period.
- (2) Increased utilization of services – those who provide services to entrepreneurs document an increased number of participants.
- (3) Increased collaboration – services and providers are more integrated as evidenced by number, depth of activities and partnerships, among other metrics.
- (4) Increased human capital & capacity of support providers – measured by increased staff FTE, hours dedicated to entrepreneurial economic development, volunteers, and more.
- (5) Changes in community culture – is the community ‘a better place to start a business’ than before?

EXHIBIT C - PROJECT BUDGET

	OBDD Funds
Activity	Approved Budget
Consultants / Contractors	\$43,500
Events	\$1,500
Outreach	\$3,000
Other expenses- Training and Services to Businesses (45 business)	\$42,000
Total	\$90,000

Recipient's actual expenditures may vary within the total Grant amount by up to 10% of the amount of any budgeted line item without OBDD approval. Any variance between budgeted line items beyond 10% of the approved line item value is subject to prior written approval (email acceptable) from the OBDD Contract Administrator, or successor.