



February 2, 2023

Linda Martensen  
West Coast Home Solutions, LLC  
25030 SW Parkway Ave, Suite 110  
Wilsonville, OR 97070-9816

RE: DR 2019-03 Pacific Valley Apts. (1310 N. Pacific Hwy): approval of substitution request for 4.5-inch high wheel stops (instead of 4-inch)

Dear Ms. Martensen:

Regarding the enclosed, Planning Division staff accepts the Design Review [DR 2019-03](#) revision to civil plan sheet DT-1 wheel stop detail for Pacific Valley Apartments at 1310 N. Pacific Highway, allowing wheel stops that are 4.5 inches maximum height.

You may contact me at (503) 980-2485 or <[colin.cortes@ci.woodburn.or.us](mailto:colin.cortes@ci.woodburn.or.us)>.

Sincerely,

A handwritten signature in blue ink that reads "Colin Cortes". The signature is written in a cursive style.

Colin Cortes, AICP, CNU-A  
Senior Planner

Enclosure: Substitution request materials

cc: Heidi Hinshaw, Associate Planner

file(s): DR 2019-03; Accela record nos. 971-19-000453-STR through 463-STR



25030 SW Parkway Ave  
Suite 110  
Wilsonville, OR. 97070

Ph: 503-509-5916  
Fax: 503-636-0890

RECEIVED

JAN 24 2023

COMMUNITY DEVELOPMENT  
DEPARTMENT

# Transmittal

To: City of Woodbutn

Date: 1-24-23

Attn: Planning Dept.

Project: Pacific Valley Apartments

RE: 4" Wheel stop

We are sending you the following items:

- |                                                    |                                                   |                                                 |
|----------------------------------------------------|---------------------------------------------------|-------------------------------------------------|
| <input type="checkbox"/> Attached                  | <input checked="" type="checkbox"/> Shop Drawings | <input type="checkbox"/> Samples                |
| <input type="checkbox"/> Prints                    | <input type="checkbox"/> Copy of Letter           | <input type="checkbox"/> Catalogues/Literatures |
| <input checked="" type="checkbox"/> Specifications | <input type="checkbox"/> Change Order             | <input type="checkbox"/> Other                  |

Via:  Separate cover  Pick-up  Mail  Courier

Copies	Date	Description
3	1-24-23	Substitution request for 4.5" high wheel stop

These are transmitted as checked below:

- |                                                  |                                                    |                                              |
|--------------------------------------------------|----------------------------------------------------|----------------------------------------------|
| <input type="checkbox"/> For your use            | <input type="checkbox"/> As requested              | <input type="checkbox"/> Review and comment  |
| <input checked="" type="checkbox"/> For approval | <input type="checkbox"/> Returned After Loan to Us | <input type="checkbox"/> Revise and resubmit |

Remarks:

Copies: 3

Signed:

Linda Martensen

[Name]



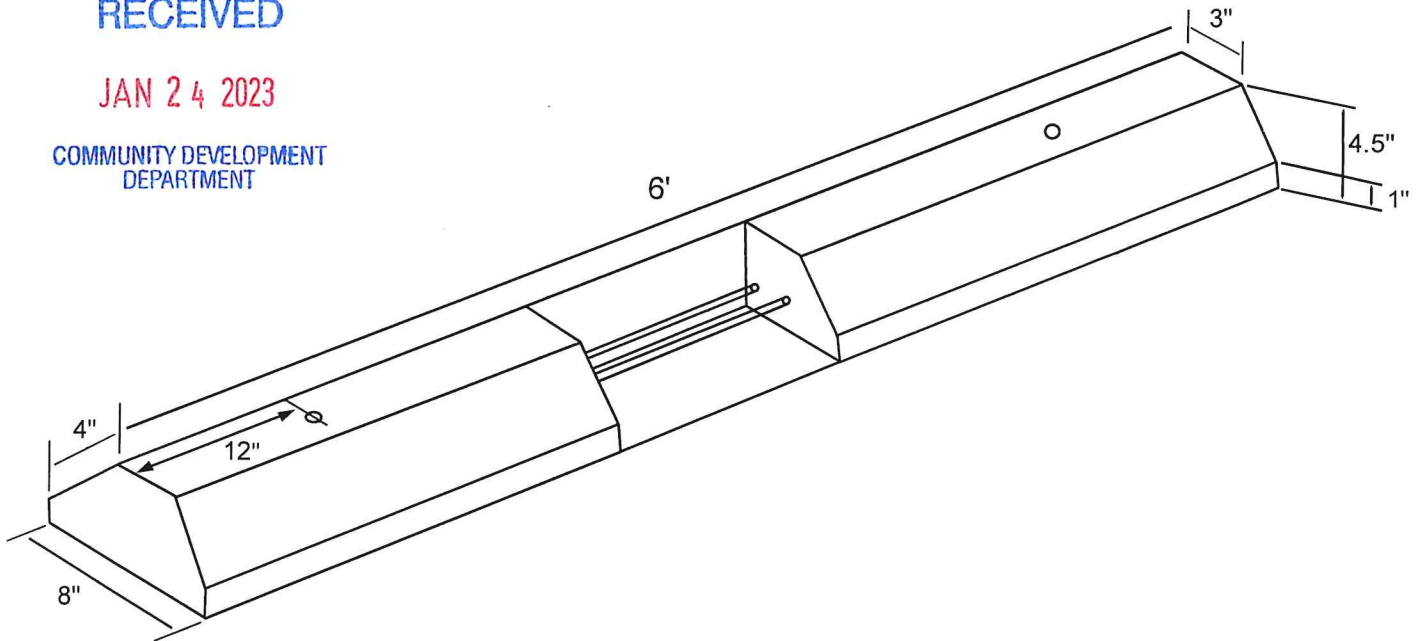
www.coastprecast.com  
Phone: 936.890.5500  
Toll Free: 877.708.7323  
Fax: 936.890.5501  
sales@coastprecast.com

## 6' Precast Parking Stop

RECEIVED

JAN 24 2023

COMMUNITY DEVELOPMENT  
DEPARTMENT



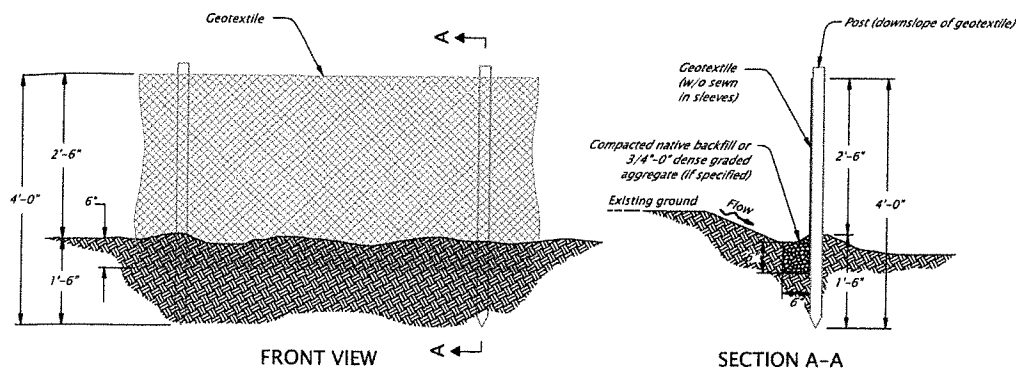
### NOTES

- (2) 1/2" REBAR REINFORCING POSTS MEASURING 5'11" RUN THE LENGTH OF THE PARKING STOP
- REINFORCING BARS: ASTM A615, GRADE 60
- 5/8" ANCHOR BOLT OPENINGS
- CONCRETE 5,000 LBS PSI 28 DAYS
- LIVE LOAD 100 LBS PER SQ FOOT
- FLEXURAL STRENGTH: 2500-3000 PSI
- ABSORPTION 3%-4%

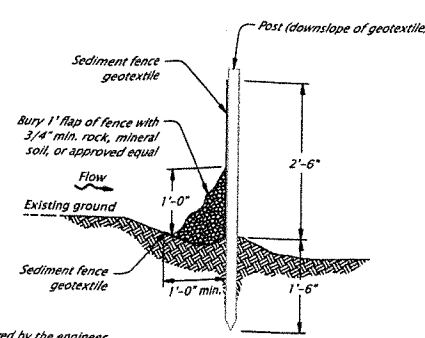
APPROVED BY: \_\_\_\_\_

DATE: \_\_\_\_\_

PRINT NAME: \_\_\_\_\_



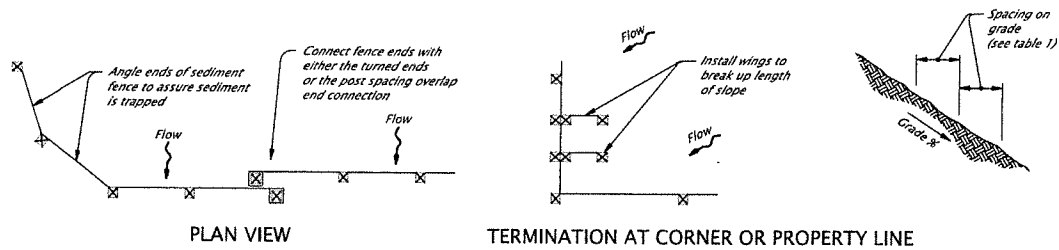
SEDIMENT FENCE AND GEOTEXTILE BURY DETAIL - TYPE 1



NOTES:

1. Use must be approved by the engineer.
2. Not approved for use with sediment fencing with sewn-in sleeves.

ALTERNATE SEDIMENT FENCE W/O TRENCHING - TYPE 2



PLAN VIEW

TERMINATION AT CORNER OR PROPERTY LINE

NOTES:

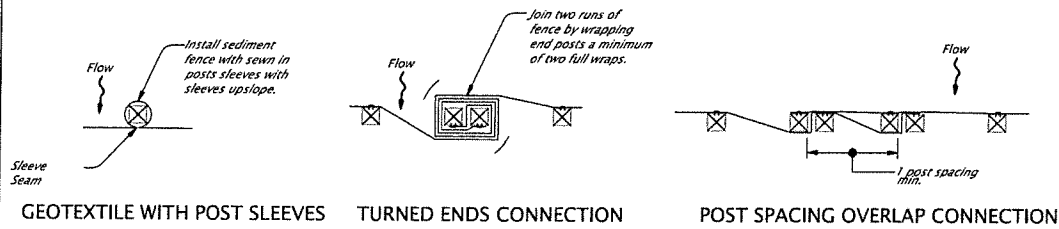
1. Use 2" X 2" wood fence posts.
2. Posts to be installed on downhill side of sediment fence geotextile. Position posts to prevent separation from geotextile.
3. Compact filter fabric trench backfill and soil on uphill side of fence.
4. Locate fence no closer than three feet to the toe of a slope.
5. Wing spacing shall comply with table 1.

TABLE 1  
FENCE SPACING  
FOR GENERAL APPLICATION

GRADE	MAXIMUM SPACING ON GRADE
Grade < 10%	300'
10% < Grade < 15%	150'
15% < Grade < 20%	100'
20% < Grade < 30%	50'
30% < Grade	25'

TABLE 2

POST SPACING	
6'	Sediment Fence with Geotextile elongation less than 50%
4'	Sediment Fence with Geotextile elongation 50% or more



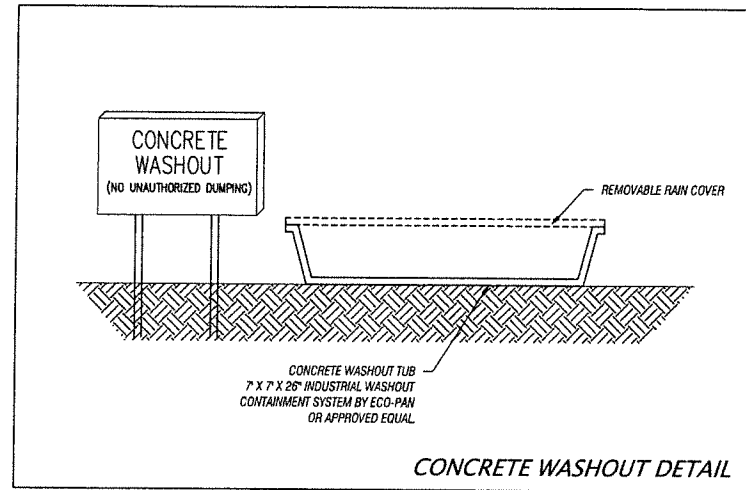
GEOTEXTILE WITH POST SLEEVES

TURNED ENDS CONNECTION

POST SPACING OVERLAP CONNECTION

GEOTEXTILE END CONNECTIONS

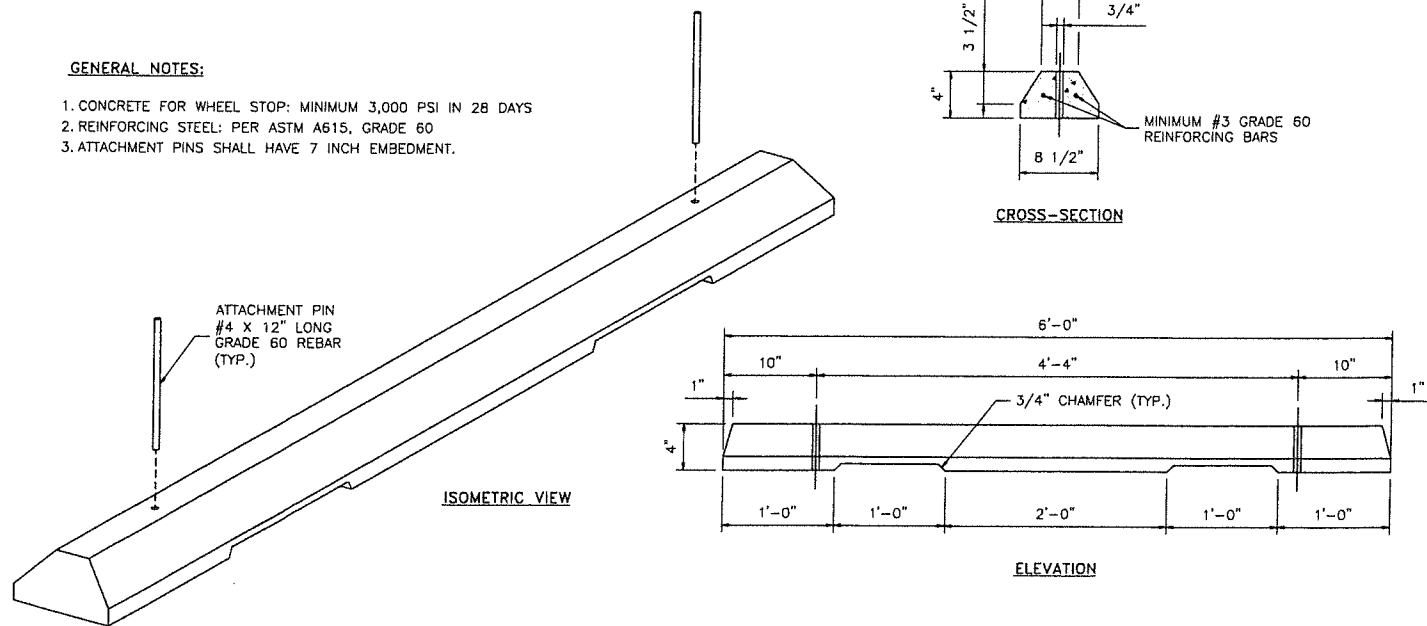
SEDIMENT FENCE AND GEOTEXTILE BURY DETAIL S



CONCRETE WASHOUT DETAIL

GENERAL NOTES:

1. CONCRETE FOR WHEEL STOP: MINIMUM 3,000 PSI IN 28 DAYS
2. REINFORCING STEEL: PER ASTM A615, GRADE 60
3. ATTACHMENT PINS SHALL HAVE 7 INCH EMBEDMENT.

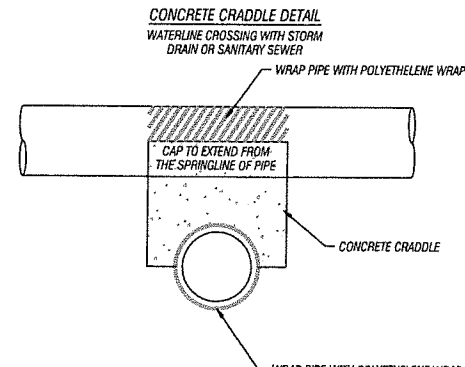


ISOMETRIC VIEW

CROSS-SECTION

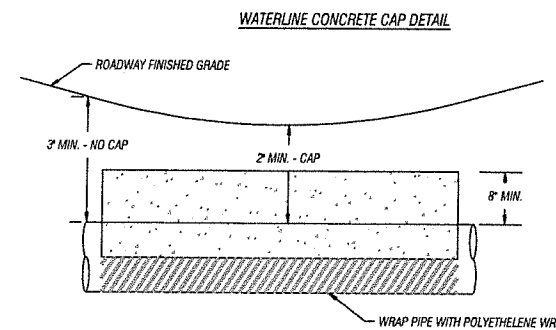
ELEVATION

WHEEL STOP DETAIL




CONCRETE CRADLE DETAIL  
WATERLINE CROSSING WITH STORM  
DRAIN OR SANITARY SEWER

NOTE:  
ALL WATERLINE CROSSINGS WITH STORM DRAIN AND SANITARY SEWER PIPES WITH 1' OF SEPARATION SHALL HAVE CONCRETE CRADLES CONSTRUCTED AS SHOWN ON THE PLANS.



WATERLINE CONCRETE CAP DETAIL

NOTE:  
ALL WATERLINE SHALL HAVE A MINIMUM OF 2" OF COVER. CONCRETE PIPE CAPS SHALL BE CONSTRUCTED OVER ALL WATERLINE PIPE WITH LESS THAN 3" OF COVER AS SHOWN ON THE PLANS.



ISSUED: 05-03-2021

NO.	DATE	BY	DESCRIPTION
1	05/03/21	RFZ	ISSUED FOR PERMIT
2	05/03/21	RFZ	REVISED PER COMMENTS
3	05/03/21	RFZ	REVISED PER COMMENTS
4	05/03/21	RFZ	REVISED PER COMMENTS
5	05/03/21	RFZ	REVISED PER COMMENTS
6	05/03/21	RFZ	REVISED PER COMMENTS
7	05/03/21	RFZ	REVISED PER COMMENTS
8	05/03/21	RFZ	REVISED PER COMMENTS
9	05/03/21	RFZ	REVISED PER COMMENTS
10	05/03/21	RFZ	REVISED PER COMMENTS

PACIFIC VALLEY APARTMENTS

WEST COAST HOME SOLUTIONS, LLC

2564 19TH STREET SE  
Salem, Oregon 97302  
(503) 399-3828  
www.leiengineering.com

**LEI** ENGINEERING & SURVEYING OF OREGON

DETAILS

SCALE	NO SCALE
PROJECT NO.	60-07
SHEET	40 OF 48
DATE	DT-1