
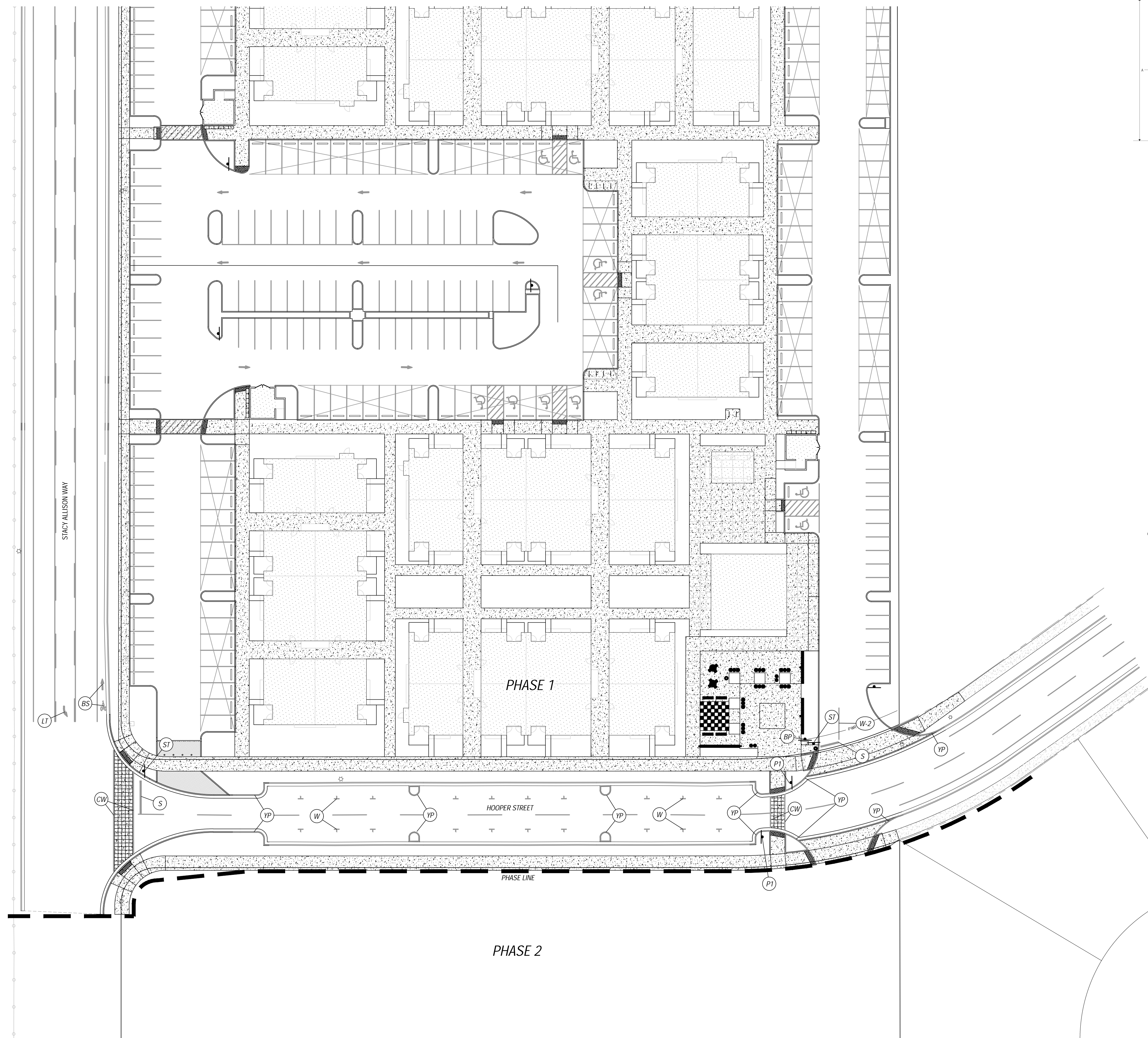
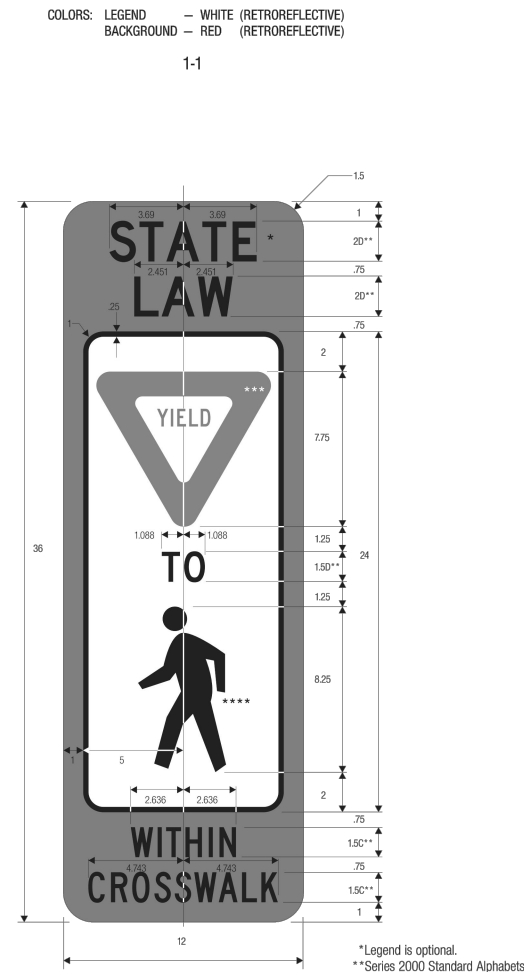


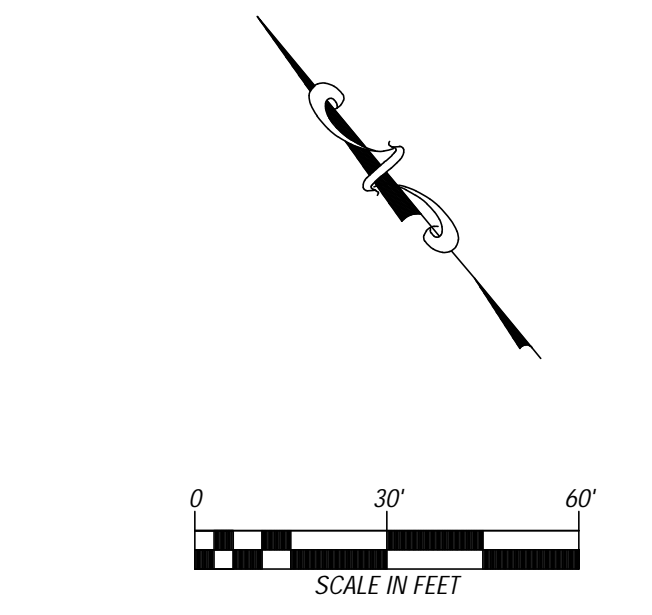
WWW.LEIENGINEERING.COM  
 C:\PROJECTS\60-10\60-10-DT-4.dwg  
 2023/11/15 2:59:44 PM  
 LEI  
 RS-1 DESIGN  
 C:\DESIGN\60-10\60-10-DT-4.dwg  
 C:\DESIGN\60-10\60-10-DT-4.dwg  
 C:\DESIGN\60-10\60-10-DT-4.dwg  
 C:\DESIGN\60-10\60-10-DT-4.dwg



A	B	C	D	E	F
18	20 1/2	8	8	3	12 1/2
24	26 1/2	8	8	4	16
30	32 1/2	10	10	5	20 1/2
36	38 1/2	12	12	6	24 1/2
48	50 1/2	16	16	8	32 1/2



A	B	C	D	E	F
18	20 1/2	8	8	3	12 1/2
24	26 1/2	8	8	4	16
30	32 1/2	10	10	5	20 1/2
36	38 1/2	12	12	6	24 1/2
48	50 1/2	16	16	8	32 1/2



CONSTRUCTION NOTES:

- (CC) CONTRACTOR SHALL INSTALL A CUSTOM SIGN DESCRIBING THE MARKING OF COMPACT STALLS AT THE ENTRANCE OF THE COMPLEX. THE SIGN SHALL READ, "COMPACT STALLS MARKED WITH 12" WHITE LETTERS, "COMPACT ONLY".
- (S) CONTRACTOR SHALL PAINT 1" STOP BAR, AS SHOWN, PURSUANT TO ODOT STANDARD DRAWING TM503 SHOWN ON SHEET DT-4.
- (ST) CONTRACTOR SHALL INSTALL R1-1 "STOP SIGN", AS SHOWN. REFERENCE DETAIL SHOWN HEREON.
- (W-2) CONTRACTOR SHALL PAINT 8" WHITE LANE LINE, AS SHOWN, PURSUANT TO ODOT STANDARD DRAWING TM500 SHOWN ON SHEET DT-4.
- (W) CONTRACTOR SHALL PAINT 4" WHITE LINE, AS SHOWN, PURSUANT TO ODOT STANDARD DRAWING TM500 SHOWN ON SHEET DT-4.
- (BS) CONTRACTOR SHALL PAINT BICYCLE LANE BLOCK "BS", AS SHOWN, PURSUANT TO ODOT STANDARD DRAWING TM503 SHOWN ON SHEET DT-4.
- (BP) CONTRACTOR SHALL INSTALL D4-3 SIGN TO INDICATE BICYCLE PARKING AREA.
- (LI) CONTRACTOR SHALL PAINT LEFT TURN ARROW, AS SHOWN, PURSUANT TO ODOT STANDARD DRAWING TM501 SHOWN ON SHEET DT-5.
- (CW) CONTRACTOR SHALL PAINT STANDARD CROSSWALK TWO 1" WHITE BAR, AS SHOWN, PURSUANT TO ODOT STANDARD DRAWING TM503 SHOWN ON SHEET DT-4.
- (YP) CONTRACTOR SHALL PAINT THE FACE AND TOP OF CONSTRUCTED CURB, AS SHOWN. CONTRACTOR SHALL USE YELLOW REFLECTIVE PAINT PURSUANT TO OREGON STANDARD SPECIFICATIONS FOR CONSTRUCTION SECTION 860.45, AND SHALL PLACE REFLECTORS ON TOP OF CURB, NEAR THE TRAVEL LANES. REFLECTORS SHALL COMPLY WITH CITY OF WOODBURN SPECIFICATIONS.
- (P1) PEDESTRIAN SIGNAGE: CONTRACTOR SHALL INSTALL R1-6 SIGN, AS SHOWN. REFERENCE DETAIL SHOWN HEREON.

GENERAL NOTES:

- REFERENCE ARCHITECTURAL AND STRUCTURAL PAPERS FOR DETAILS AND SPECIFICATIONS FOR THE CONSTRUCTION OF CARPORTS ON THE PROPERTY.
- PARKING STALLS THAT OVERHANG A PLANTING AREA ARE 2' SHORTER IN LENGTH.
- SIGNS SHALL BE MOUNTED IN THE FOLLOWING MANNER:
- 2" - 12GA SINGLE PERFORATED STEEL SQUARE TUBE AS DESCRIBED AND SPECIFIED ON ODOT STANDARD DETAIL TM681 SHOWN ON SHEET DT-8.
  - POST SHALL BE MOUNTED IN ANCHOR FOUNDATION DESCRIBED IN ODOT STANDARD DETAIL TM687 SHOWN ON SHEET DT-8.
  - SIGNS SHALL BE MOUNTED TO POST PURSUANT TO ODOT STANDARD DETAIL TM676 SHOWN ON SHEET DT-8.
- STREET NAME SIGNS SHALL BE PLACED AT THE INTERSECTION OF STACY ALLISON WAY AND HOOPER STREET AND SHALL COMPLY WITH CITY OF WOODBURN STANDARDS.
- STRIPING IN THE PUBLIC RIGHT OF WAY SHALL BE THERMOPLASTIC AND INSTALLED PURSUANT TO OREGON STANDARD SPECIFICATIONS FOR CONSTRUCTION 2020.

REGISTERED PROFESSIONAL ENGINEER  
 55292  
 J. ZARTMAN  
 JANUARY 12, 1980  
 CREG J. ZARTMAN  
 EXPIRES: 06-30-2022

STACY ALLISON WAY APARTMENTS

PREPARED FOR: WEST COAST HOME SOLUTIONS, LLC

2564 19TH STREET SE  
 SEASIDE, OR 97132  
 (503) 999-3828  
 www.leiengineering.com

LEI ENGINEERING & SURVEYING OF OREGON

ROW STRIPING PLAN

SCALE: 1" = 30'

PROJECT NO: 60-10

SHEET: 13 OF 45

RS-1

REUSE OF DOCUMENTS: THIS DOCUMENT, AND THE DESIGNS AND DETAILS INCORPORATED HEREIN, AS AN INSTRUMENT OF PROFESSIONAL SERVICE, IS THE PROPERTY OF LEI ENGINEERING AND IS NOT TO BE REPRODUCED, COPIED, OR TRANSMITTED IN ANY FORM OR BY ANY MEANS, WITHOUT THE WRITTEN AUTHORIZATION OF LEI ENGINEERING.